



US00D686093S

(12) **United States Design Patent**  
**Wright et al.**

(10) **Patent No.:** **US D686,093 S**  
(45) **Date of Patent:** **\*\* Jul. 16, 2013**

(54) **TIMER**

(76) Inventors: **Jeremy Wright**, London (GB); **Adrian Wright**, London (GB)

(\*\*) **Term:** **14 Years**

(21) **Appl. No.:** **29/381,351**

(22) **Filed:** **Dec. 17, 2010**

(30) **Foreign Application Priority Data**

Jun. 21, 2010 (EM) ..... 001220941-0001

(51) **LOC (9) Cl.** ..... **10-03**

(52) **U.S. Cl.**  
USPC ..... **D10/40**

(58) **Field of Classification Search**  
USPC ..... D10/40; 368/97-123, 223, 224, 225,  
368/233, 77, 239  
See application file for complete search history.

(56) **References Cited**

**U.S. PATENT DOCUMENTS**

2,011,517	A *	8/1935	Geoffrion	.....	368/233
2,300,950	A *	11/1942	Lux	.....	368/76
2,604,753	A *	7/1952	Doertenbach et al.	.....	368/99
3,107,539	A *	10/1963	Cairelli	.....	74/3.54
D226,631	S *	4/1973	Baker	.....	D10/40
3,817,019	A *	6/1974	Fowler	.....	368/73
3,827,232	A *	8/1974	Bassett	.....	368/100
D232,920	S *	9/1974	Rodriguez	.....	D10/40
4,035,793	A *	7/1977	Jennings	.....	340/309.16

D245,320	S *	8/1977	Mox	.....	D10/40
D245,582	S *	8/1977	Mox	.....	D10/40
4,070,820	A *	1/1978	Lewinter et al.	.....	368/99
D251,058	S *	2/1979	Danz et al.	.....	D10/40
4,681,463	A *	7/1987	Bendit	.....	368/96
D311,340	S *	10/1990	Armstrong	.....	D10/2
5,088,440	A *	2/1992	Keaney	.....	116/298
D376,108	S *	12/1996	Joergensen	.....	D10/40
6,198,698	B1 *	3/2001	Graves	.....	368/82
7,440,358	B2 *	10/2008	Lassalle	.....	368/77

\* cited by examiner

*Primary Examiner* — Lucy Lieberman

(74) *Attorney, Agent, or Firm* — Millen White Zelano & Branigan, P.C.

(57) **CLAIM**

The ornamental design for a timer, as shown and described.

**DESCRIPTION**

FIG. 1 is a top perspective view of a timer showing our new design;

FIG. 2 is a side view of the timer.

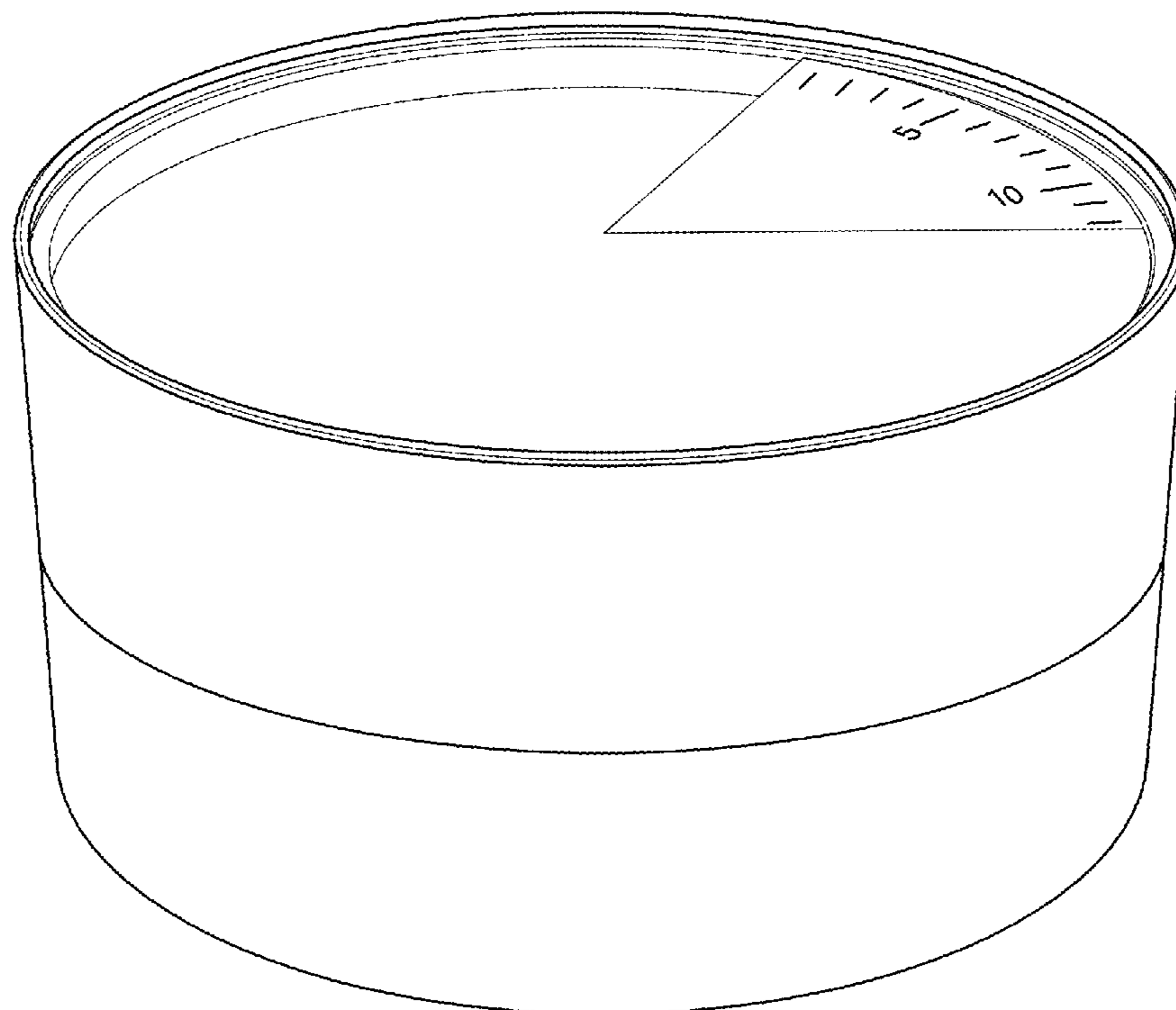
FIG. 3 is a top perspective view of the timer when fully closed.

FIG. 4 is a top perspective view of the timer showing 20 minutes remaining.

FIG. 5 is a top perspective view of the timer showing 40 minutes remaining; and,

FIG. 6 is a top perspective view of the timer showing 60 minutes remaining.

**1 Claim, 6 Drawing Sheets**



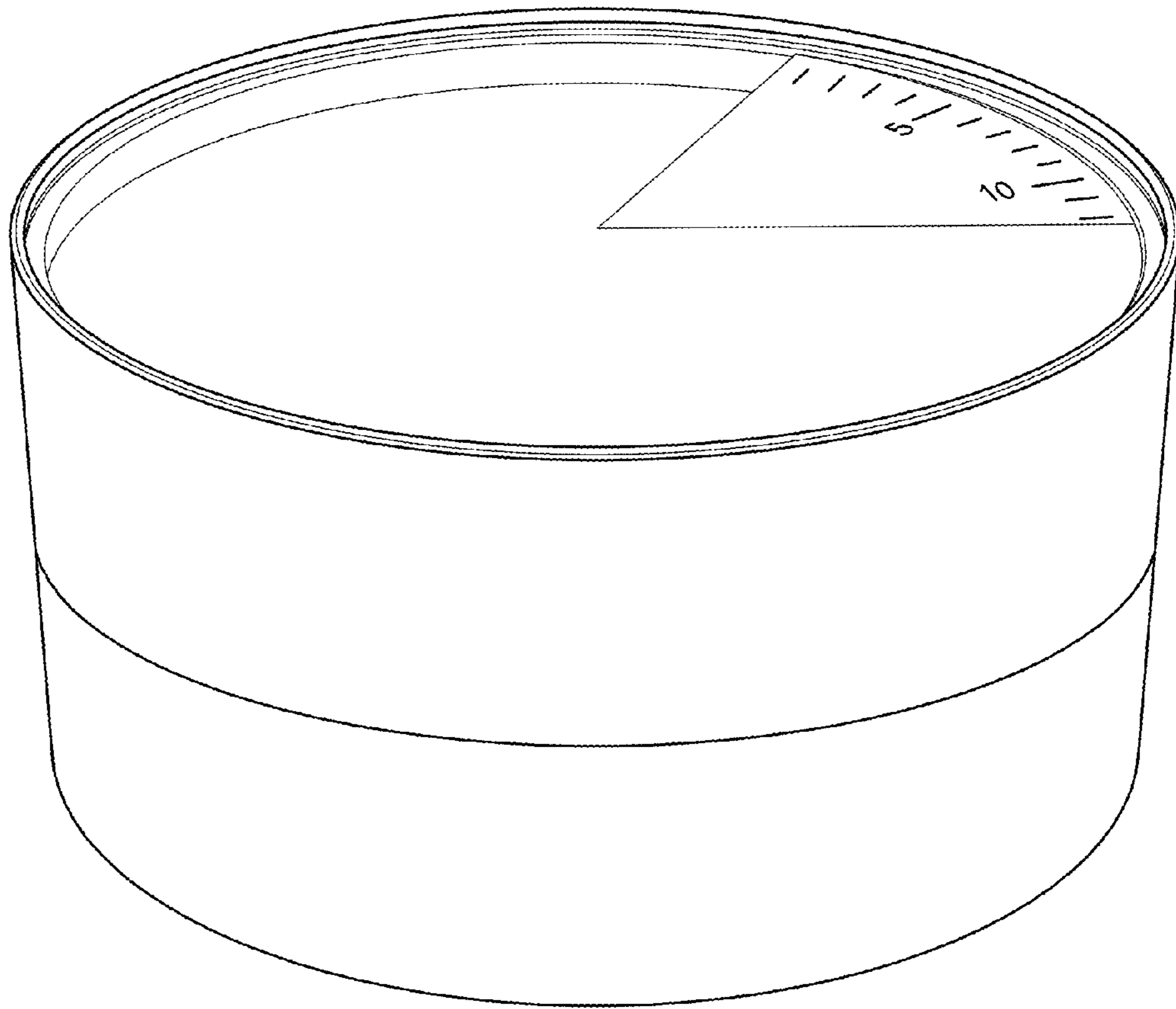


FIG. 1



FIG.2

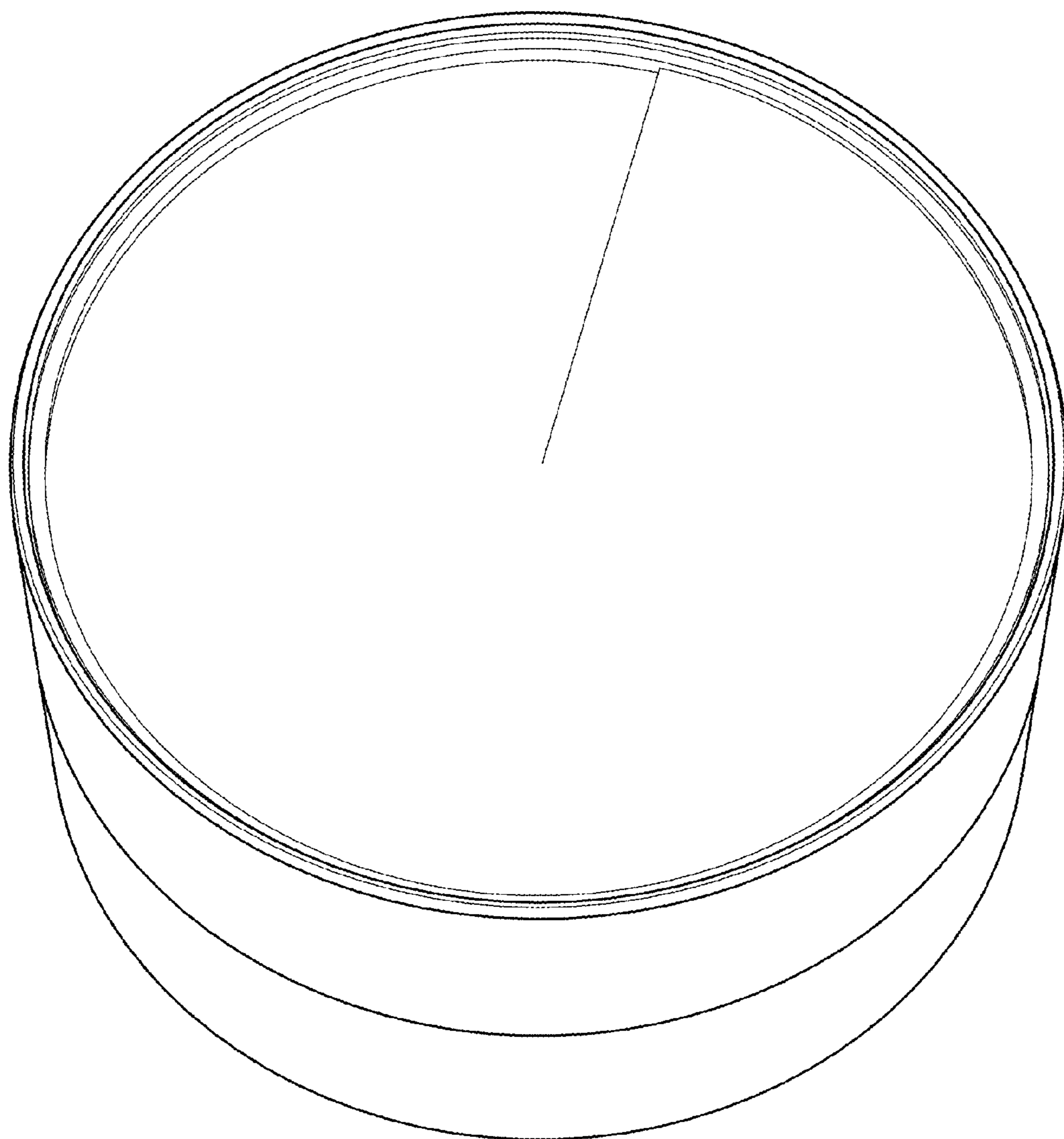


FIG.3

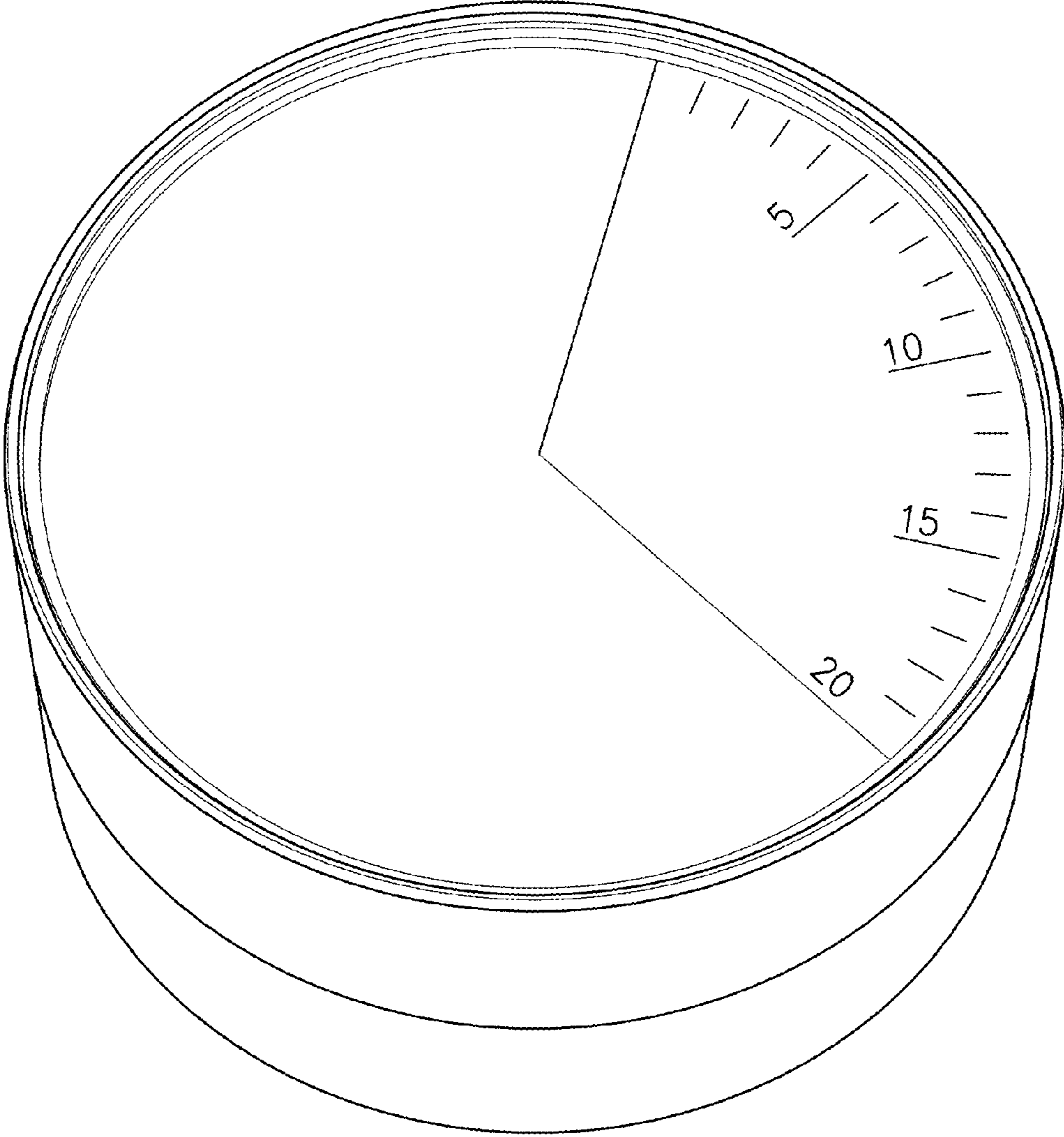


FIG.4

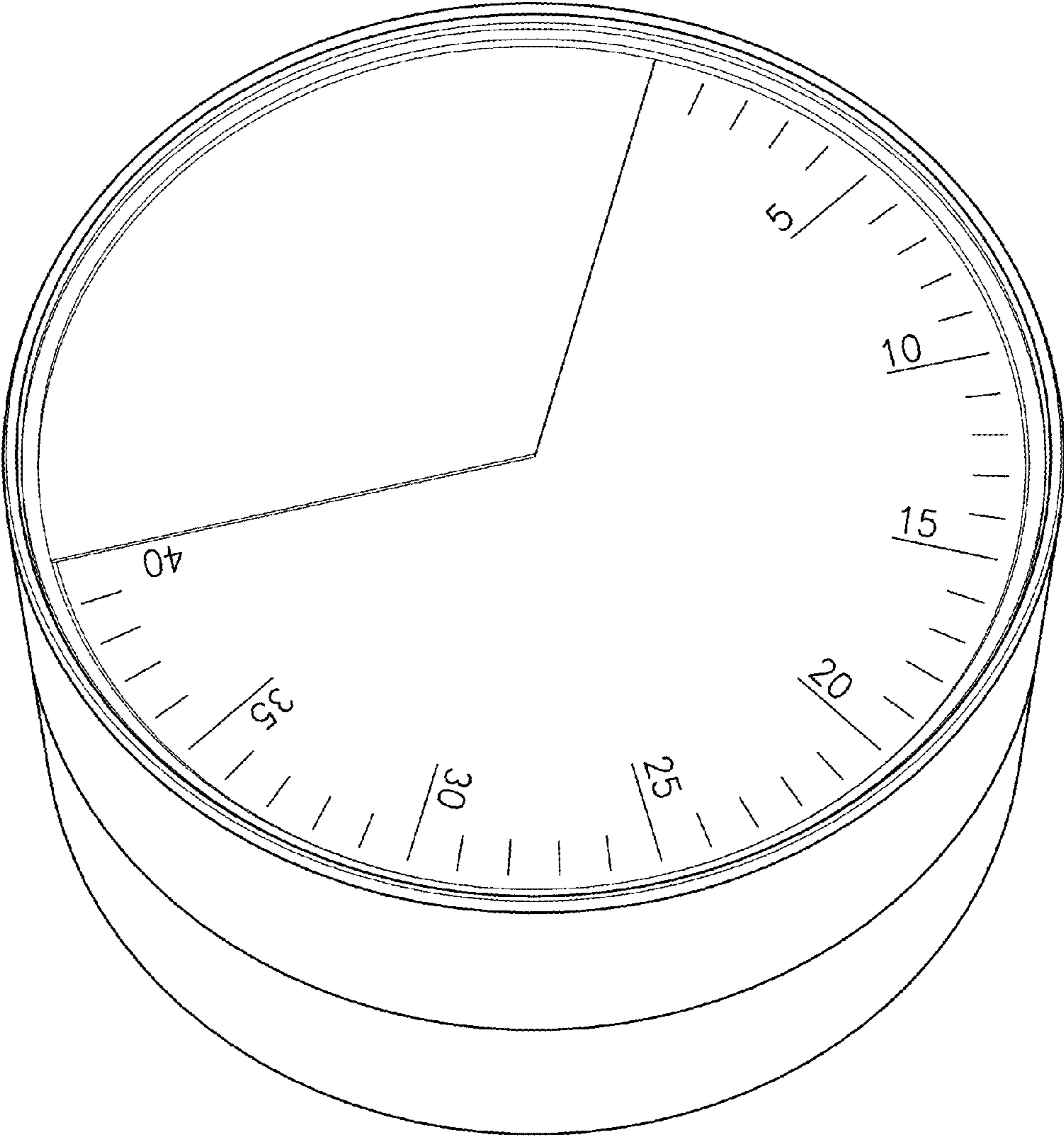


FIG.5

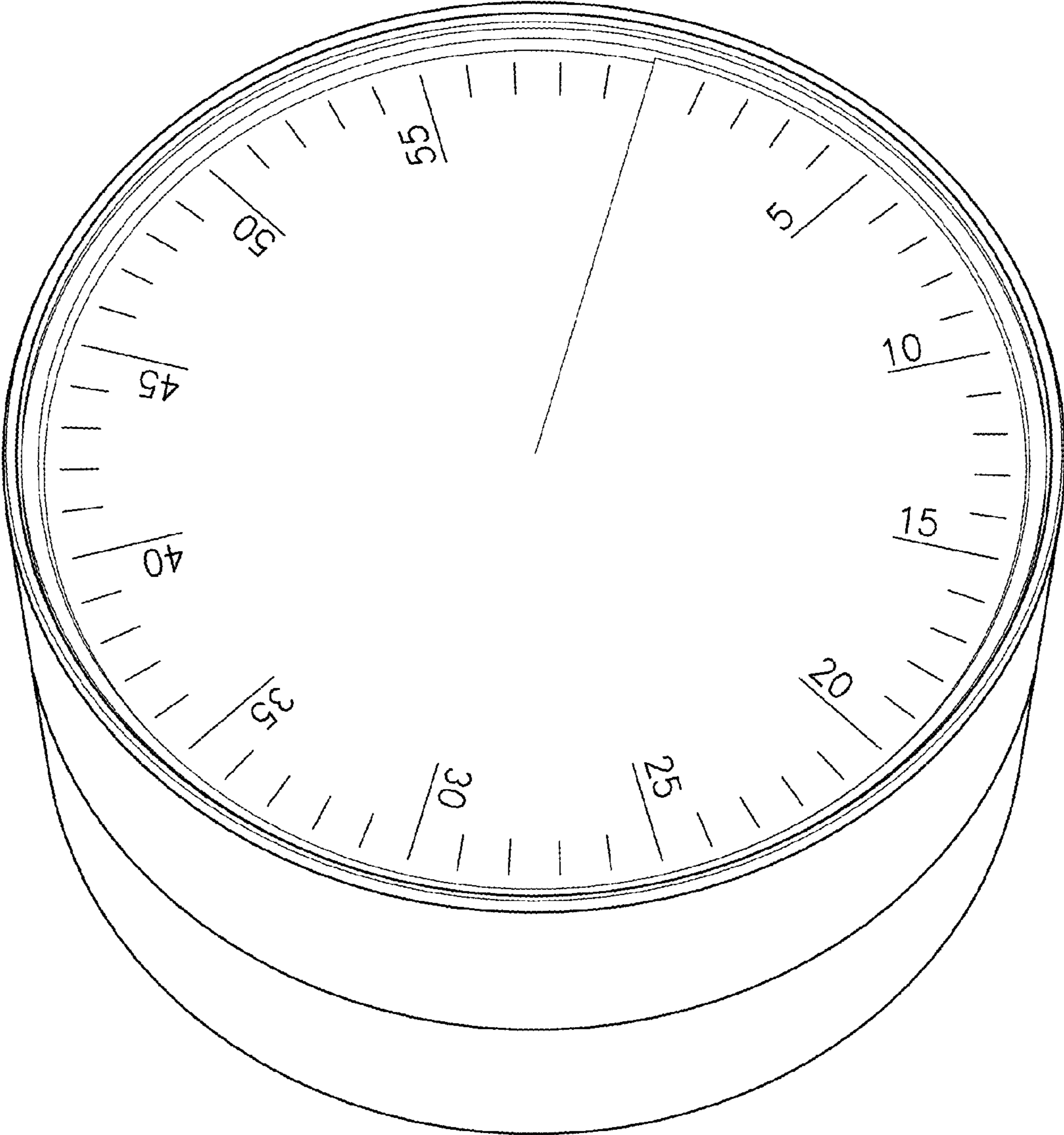


FIG.6

UNITED STATES PATENT AND TRADEMARK OFFICE  
**CERTIFICATE OF CORRECTION**

PATENT NO. : D686,093 S  
APPLICATION NO. : 29/381351  
DATED : July 16, 2013  
INVENTOR(S) : Jeremy Wright et al.

Page 1 of 1

It is certified that error appears in the above-identified patent and that said Letters Patent is hereby corrected as shown below:

**ON THE TITLE PAGE**

Insert the following:

Item -- (73) Assignee: JOSEPH JOSEPH LTD. --

Signed and Sealed this  
Twenty-third Day of September, 2014



Michelle K. Lee  
*Deputy Director of the United States Patent and Trademark Office*