

US00D686091S

(12) **United States Design Patent**
Al Hashash

(10) **Patent No.:** **US D686,091 S**
(45) **Date of Patent:** **** Jul. 16, 2013**

(54) **GLOBE CLOCK**

(71) Applicant: **Ahmad A. A. KH. Al Hashash**, Rabiya (KW)

(72) Inventor: **Ahmad A. A. KH. Al Hashash**, Rabiya (KW)

(**) Term: **14 Years**

(21) Appl. No.: **29/446,271**

(22) Filed: **Feb. 21, 2013**

(51) **LOC (9) Cl.** **10-01**

(52) **U.S. Cl.**
USPC **D10/10**

(58) **Field of Classification Search**
USPC D10/1-29; 368/23, 24, 316, 317; D19/61
See application file for complete search history.

(56) **References Cited**

U.S. PATENT DOCUMENTS

D35,466	S	*	12/1901	Saettele	D19/36
1,079,796	A	*	11/1913	Nordling	368/23
1,720,902	A	*	7/1929	Isaacson	368/23
D100,827	S	*	8/1936	Mitchell	D10/10
2,059,031	A	*	10/1936	Replogle	434/142
D102,690	S	*	1/1937	Koolish	D10/10
D102,697	S	*	1/1937	Mitchell	D10/10
2,099,518	A	*	11/1937	Hazlett	368/24
D114,264	S	*	4/1939	Gottlieb	D10/10
2,195,420	A	*	4/1940	Mills	368/23
2,223,605	A	*	12/1940	Dupler	368/24
D127,848	S	*	6/1941	Tigerman	D10/10
2,247,394	A	*	7/1941	Mills	368/23
2,785,528	A	*	3/1957	Kernick	368/24
D185,370	S		6/1959	Kinosian	
3,049,863	A	*	8/1962	Ranney	368/24

3,292,361	A	*	12/1966	Redmond	368/23
3,305,946	A	*	2/1967	Du Gardin	434/143
3,348,321	A	*	10/1967	Cunningham	434/142
3,983,688	A	*	10/1976	Kockinos	368/24
4,308,604	A	*	12/1981	Graham	368/23
4,666,310	A	*	5/1987	Snapka	368/24
4,761,138	A	*	8/1988	Niesyn	434/143
D309,718	S		8/1990	Fotovvat	
4,985,876	A	*	1/1991	Vazquez	368/23
5,132,943	A	*	7/1992	Davies	368/21
D387,805	S	*	12/1997	Hsu	D19/61
D419,456	S		1/2000	Ho	
D443,525	S	*	6/2001	Coudray et al.	D10/23
7,012,855	B1	*	3/2006	Loaiza	368/17

* cited by examiner

Primary Examiner — Lucy Lieberman

(74) *Attorney, Agent, or Firm* — Richard C. Litman


(57) **CLAIM**

The ornamental design for a globe clock, as shown and described.

DESCRIPTION

FIG. 1 is a perspective view of a globe clock showing my new design;
FIG. 2 is a front elevational view, with the rear, left, and right elevation views being identical, thereof;
FIG. 3 is a top view thereof; and,
FIG. 4 is an environmental perspective view thereof.
The broken line showing of the clock hands, numbers and letters on the globe base, and landforms on the globe in FIGS. 1 and 4 is for illustrative purposes only and forms no part of the claimed design. The broken line showing of the city square and trees in FIG. 4 is for illustrative purposes only and forms no part of the claimed design.

1 Claim, 4 Drawing Sheets






Fig. 1

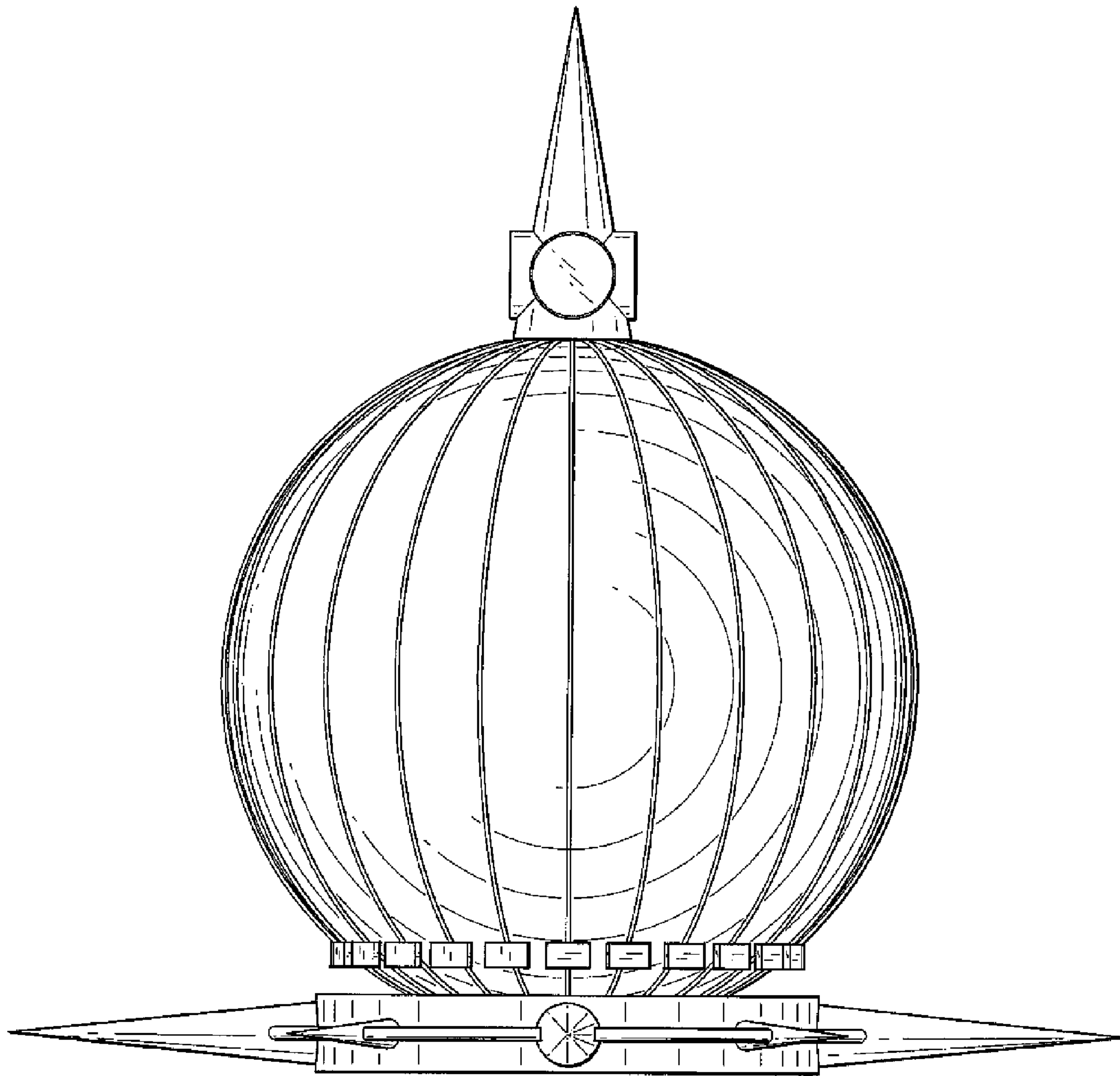


Fig. 2




Fig. 3

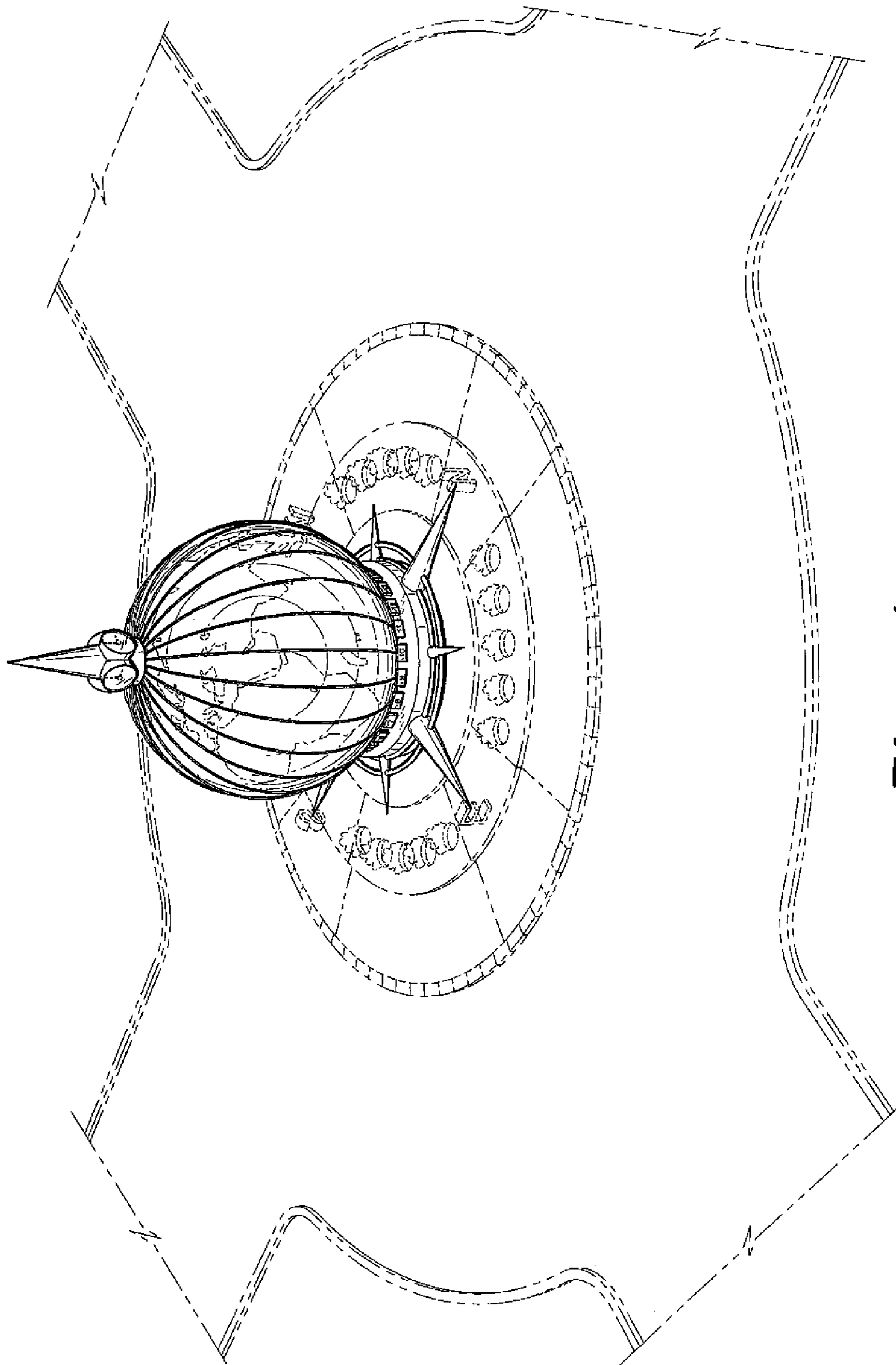


Fig. 4