



US00D686090S

(12) **United States Design Patent**
Logue

(10) **Patent No.:** **US D686,090 S**

(45) **Date of Patent:** **** *Jul. 16, 2013**

(54) **BLISTER PACK**

(75) **Inventor:** **Anthony Thomas Logue**, Yowie Bay (AU)

(73) **Assignee:** **Logue and Co. Pty Ltd.**, Yowie Bay (AU)

(*) **Notice:** This patent is subject to a terminal disclaimer.

(**) **Term:** **14 Years**

(21) **Appl. No.:** **29/426,236**

(22) **Filed:** **Jul. 2, 2012**

(30) **Foreign Application Priority Data**

Jan. 17, 2012 (AU) 10205/2012

(51) **LOC (9) Cl.** **09-01**

(52) **U.S. Cl.**
USPC **D9/732**

(58) **Field of Classification Search**

USPC D9/416, 418, 419, 421, 423, 424, D9/427, 428, 430, 431, 432, 437, 500, 501, D9/566, 559, 553, 644, 653, 658, 696, 707, D9/731, 736-762, 770, 781, 902; 206/365, 206/380, 461-471, 484, 485, 486, 493, 528, 206/531, 532, 534, 538, 539, 775-783, 800, 206/818, 823, 828; D24/104, 121, 227, 229, D24/224; D7/538, 541, 546, 549, 553.6, D7/553.3, 557, 586, 601, 602, 628; D3/201, D3/203.2, 203.3, 203.6, 212, 310, 309, 311, D3/312, 313, 901, 903, 904; D26/9, 11, 22, D26/23, 39, 101; 221/1; D28/8.1

See application file for complete search history.

(56) **References Cited**

U.S. PATENT DOCUMENTS

2,705,579	A *	4/1955	Mason	222/107
3,463,308	A *	8/1969	Deneke	206/380
D429,525	S *	8/2000	Richardson	D24/104
6,576,307	B2 *	6/2003	Otsu et al.	428/35.7
D485,643	S *	1/2004	McLeish	D28/8.1
D485,942	S *	1/2004	McLeish	D28/8.1
D537,735	S *	3/2007	Fountoulakis	D9/756
D560,490	S *	1/2008	Kirk et al.	D9/732
D588,471	S *	3/2009	Fluegel et al.	D9/732
D597,418	S *	8/2009	Stojek	D9/732
D642,482	S *	8/2011	Stuiber et al.	D9/732
D649,885	S *	12/2011	Stuiber et al.	D9/732
2002/0104773	A1 *	8/2002	Kalvelage et al.	206/538
2008/0002921	A1 *	1/2008	Redmond	383/109
2012/0160862	A1 *	6/2012	Gutierrez	221/1

* cited by examiner

Primary Examiner — Derrick Holland

Assistant Examiner — Lauren Calve

(74) *Attorney, Agent, or Firm* — Sughrue Mion, PLLC

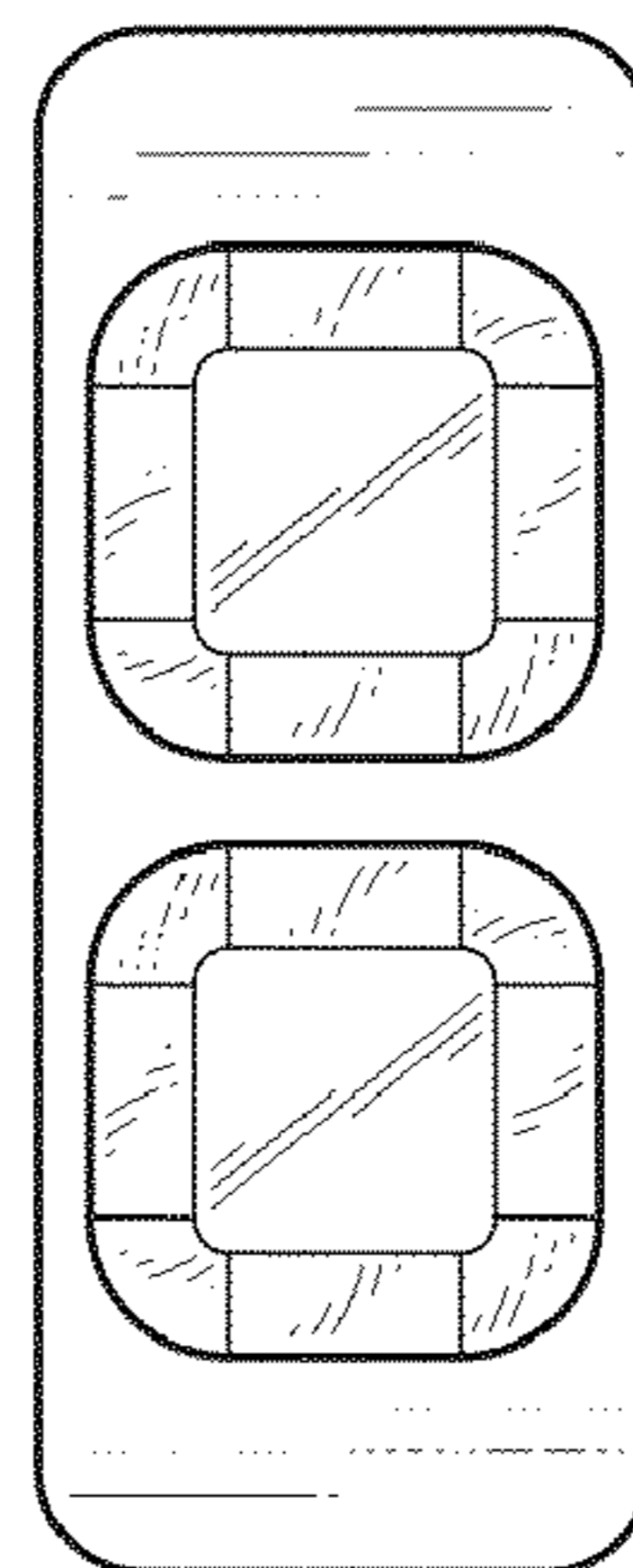
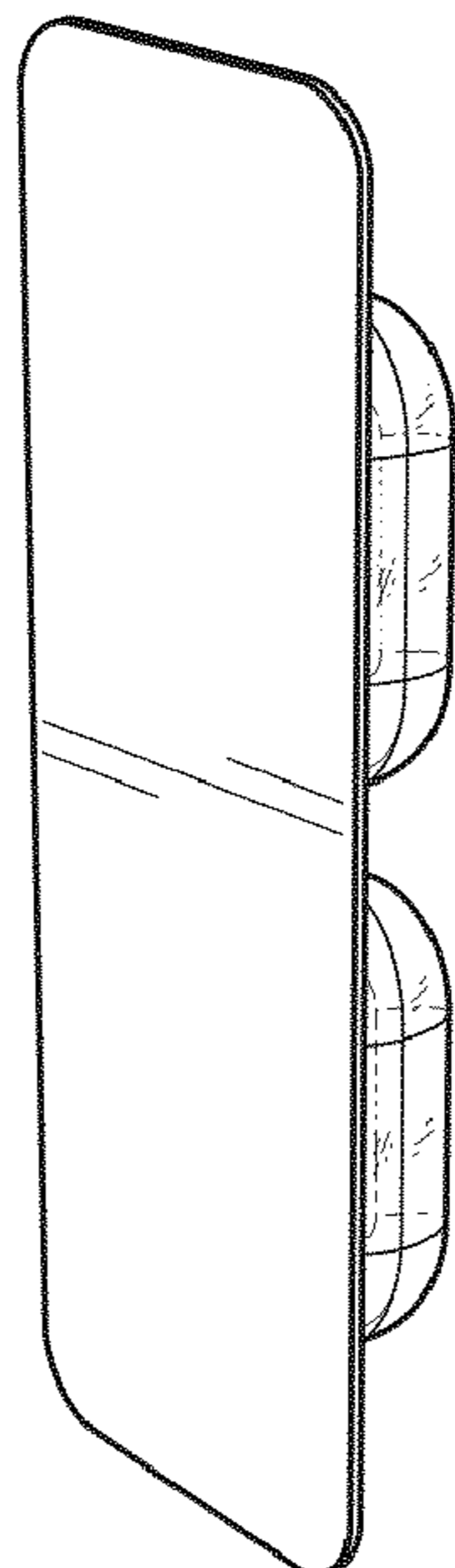
(57) **CLAIM**

The ornamental design for a blister pack, as shown and described.

DESCRIPTION

FIG. 1 is a front perspective view of the blister pack;
FIG. 2 is a left side view of thereof;
FIG. 3 is a right side view thereof;
FIG. 4 is a front view thereof;
FIG. 5 is a rear view thereof;
FIG. 6 is a top view thereof; and,
FIG. 7 is a bottom view thereof.

1 Claim, 3 Drawing Sheets



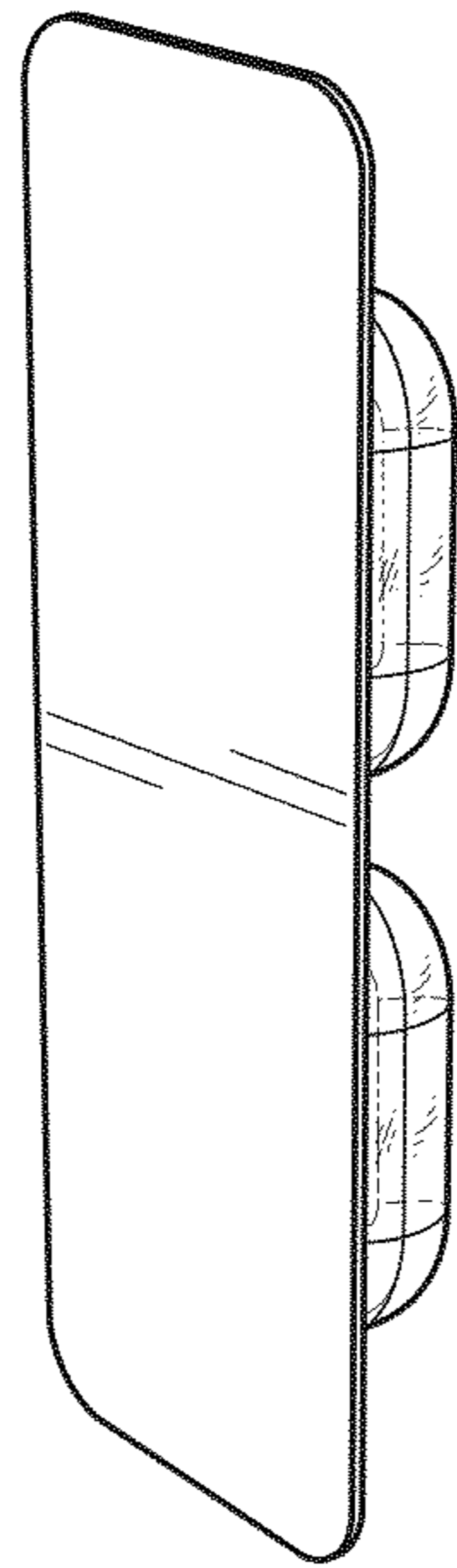


FIG. 1




FIG. 2

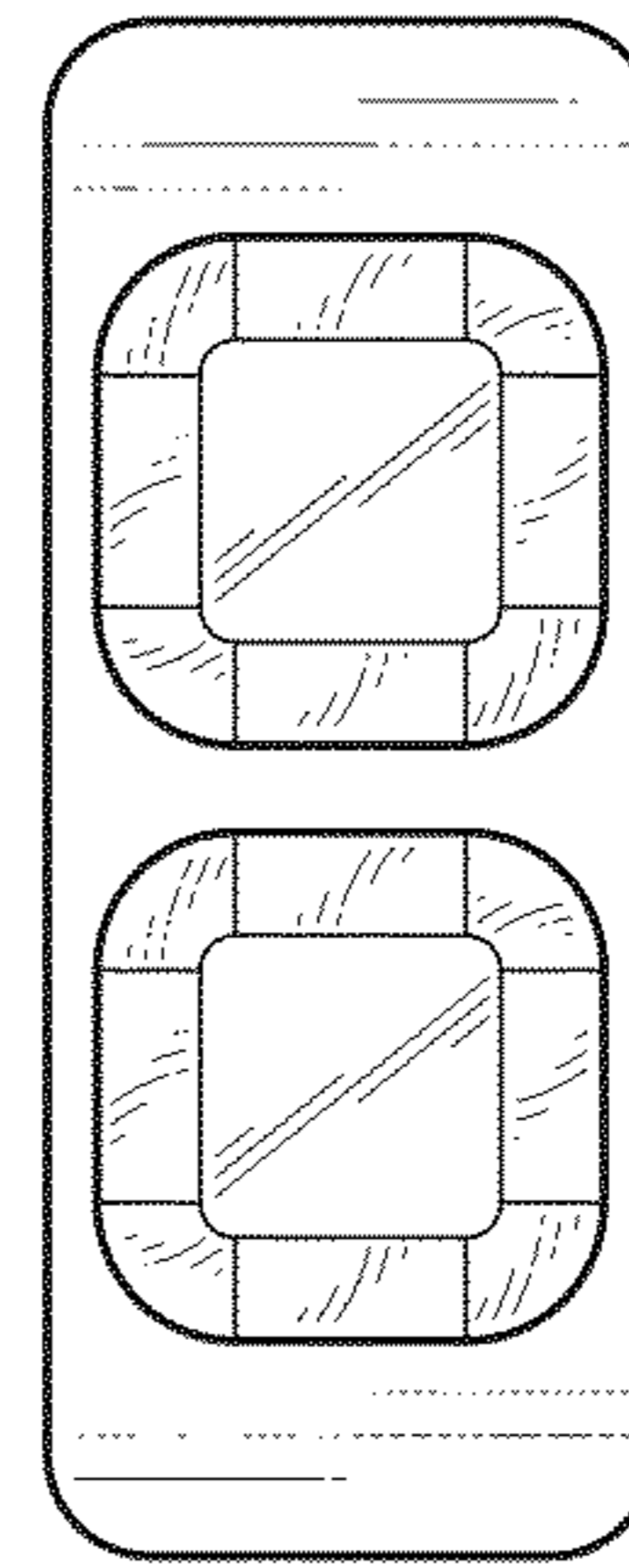


FIG. 3

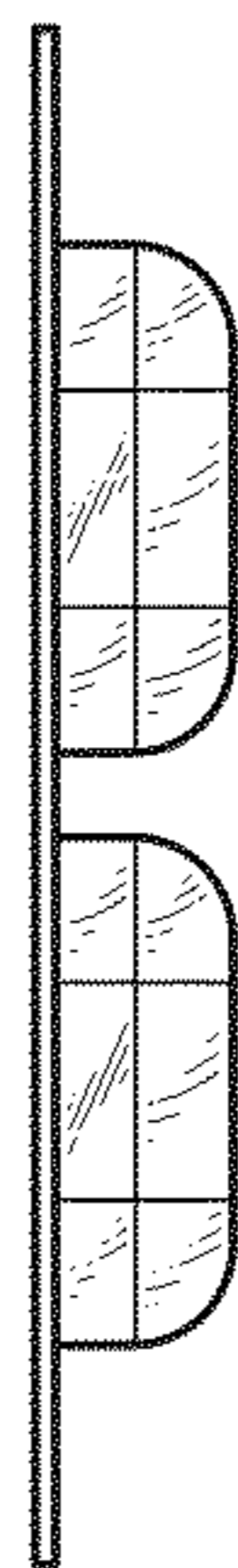


FIG. 4



FIG. 5



FIG. 6




FIG. 7