



US00D686030S

(12) **United States Design Patent**
McPherson

(10) **Patent No.:** **US D686,030 S**

(45) **Date of Patent:** **** Jul. 16, 2013**

(54) **SHELF EXTENDER**

(76) Inventor: **Sarah Ann McPherson**, Decaturville,
TN (US)

(**) Term: **14 Years**

(21) Appl. No.: **29/395,448**

(22) Filed: **Jan. 23, 2012**

(51) **LOC (9) Cl.** **06-01**

(52) **U.S. Cl.**
USPC **D6/705**

(58) **Field of Classification Search**
USPC D6/495-499, 429, 426, 406.1, 406.2,
D6/477-489, 422, 436, 705, 510, 511; 108/150,
108/50.01, 50.02, 155, 153.1, 156, 157.13,
108/161, 157.14, 97, 65, 152, 6, 144.11,
108/147.19, 49, 59, 91; 248/188, 188.1, 174;
D7/698; 312/194, 195

See application file for complete search history.

(56) **References Cited**

U.S. PATENT DOCUMENTS

D265,277 S * 7/1982 Dunn D7/698
4,606,280 A * 8/1986 Poulton et al. 108/97
D404,232 S * 1/1999 Kump et al. D6/511

5,992,072 A * 11/1999 Garfinkle 40/642.02
D484,340 S * 12/2003 Barlow-Lawson D6/511
D568,649 S * 5/2008 Morris et al. D6/511
D593,347 S * 6/2009 Kilpatrick D6/511
D607,242 S * 1/2010 Clausen D6/511

* cited by examiner

Primary Examiner — Brian N Vinson



(57) **CLAIM**

The ornamental design for “shelf extender,” as shown and described.

DESCRIPTION

FIG. 1 is a left side view of the shelf extender, closed, the right side view being a mirror image thereof.
FIG. 2 is a left side view of the shelf extender, open, the right side view being a mirror image thereof.
FIG. 3 is a rear view of the shelf extender, closed.
FIG. 4 is a bottom view of the shelf extender, closed.
FIG. 5 is a front view of the shelf extender, closed.
FIG. 6 is a top view of the shelf extender, closed.
FIG. 7 is a rear view of the shelf extender, open.
FIG. 8 is a bottom view of the shelf extender, open
FIG. 9 is a front view of the shelf extender, open; and,
FIG. 10 is a top view of the shelf extender, open.

1 Claim, 5 Drawing Sheets






Fig. 1




Fig. 2




Fig. 3

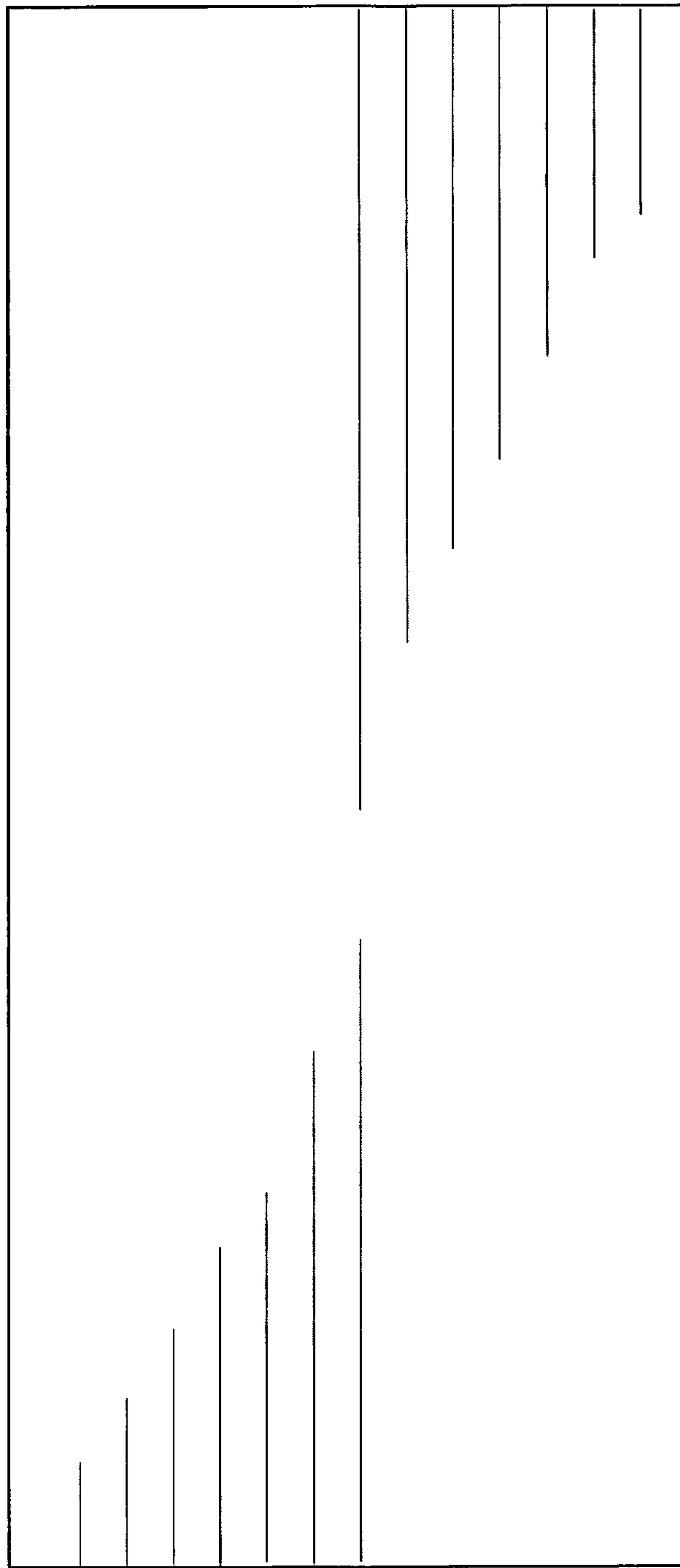


Fig. 4




Fig. 5




Fig. 6




Fig. 7




Fig. 8




Fig. 9

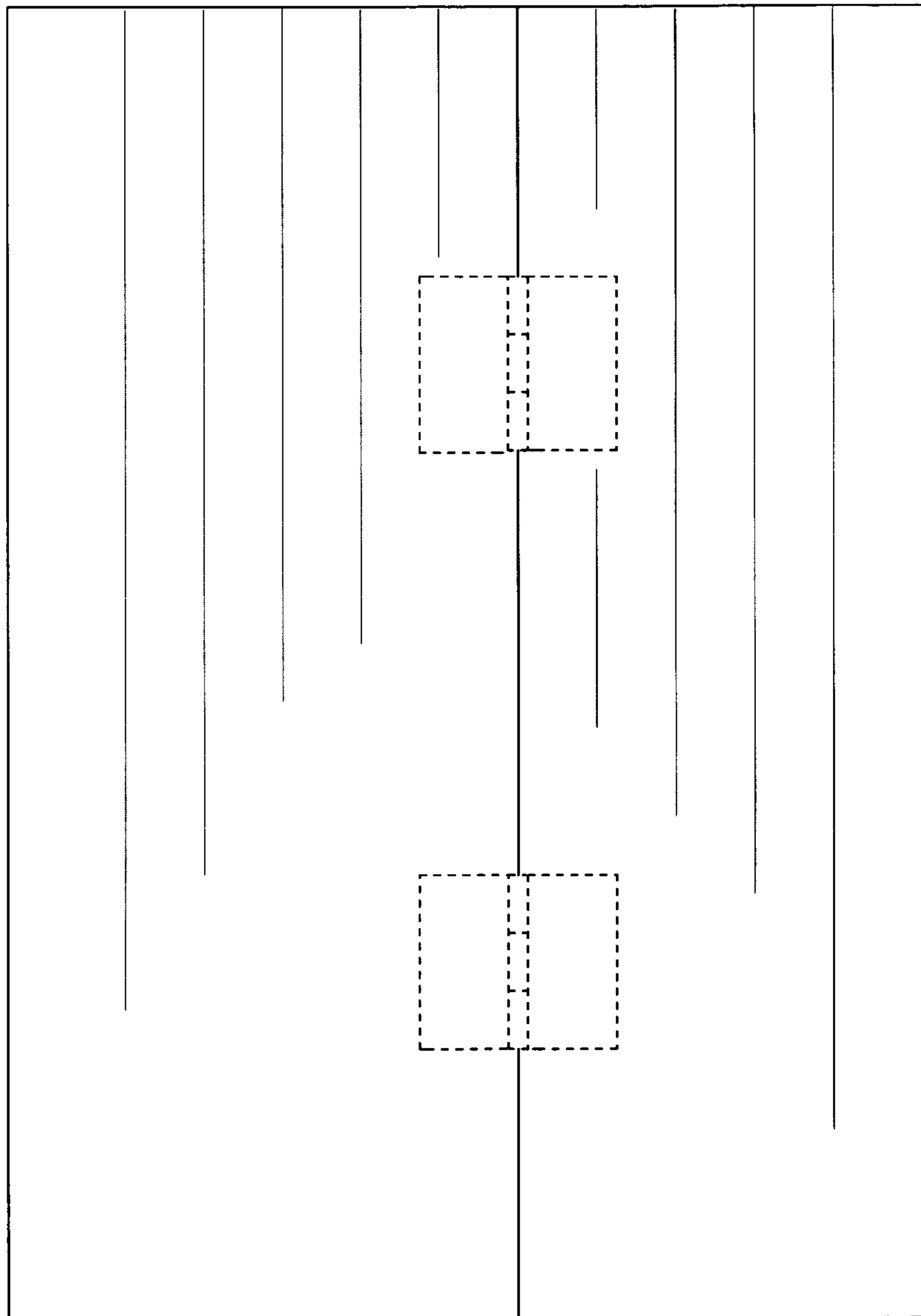


Fig. 10