



US00D686023S

(12) **United States Design Patent**
Tamez, Jr.

(10) **Patent No.:** **US D686,023 S**
(45) **Date of Patent:** **** Jul. 16, 2013**

(54) **VERTICAL WINDOW BLIND WITH IMAGE INTEGRATED THEREON**

(71) Applicant: **Martin G. Tamez, Jr.**, Erie, PA (US)

(72) Inventor: **Martin G. Tamez, Jr.**, Erie, PA (US)

(**) Term: **14 Years**

(21) Appl. No.: **29/433,604**

(22) Filed: **Oct. 2, 2012**

(51) **LOC (9) Cl.** **06-10**

(52) **U.S. Cl.**
USPC **D6/576**

(58) **Field of Classification Search**
USPC D6/575–581; D5/64, 66; D8/323,
D8/349, 353, 368, 369, 376, 377, 382;
160/84.01–84.08, 111, 115, 130, 168.1 R,
160/199, 331, 332

See application file for complete search history.

(56) **References Cited**

U.S. PATENT DOCUMENTS

D29,653	S	*	11/1898	Marsden	D5/66
D60,585	S	*	3/1922	Strasser	D5/63
1,900,987	A	*	3/1933	Goff	428/43
2,321,216	A	*	6/1943	Lesko	160/369
D156,581	S	*	12/1949	Tobler	D5/66
D166,176	S	*	3/1952	Dannecker	D5/66

5,855,235	A	*	1/1999	Colson et al.	160/121.1
D414,641	S	*	10/1999	Hauck et al.	D6/576
6,634,409	B2	*	10/2003	Corey et al.	160/236
D612,616	S	*	3/2010	Sanders et al.	D5/37
D668,066	S	*	10/2012	Diringer	D5/66
8,327,906	B2	*	12/2012	Kwak	160/121.1
2006/0102293	A1	*	5/2006	Wu	160/84.01
2006/0219369	A1	*	10/2006	Yu et al.	160/84.01
2009/0183843	A1	*	7/2009	Chou	160/218
2011/0126959	A1	*	6/2011	Holt et al.	156/65
2011/0126990	A1	*	6/2011	Huang	160/84.01
2012/0168094	A1	*	7/2012	Lin	160/84.04

* cited by examiner

Primary Examiner — Karen S Acker

(57) **CLAIM**

I claim the ornamental design for the vertical window blind with image integrated thereon, as shown and described.

DESCRIPTION

FIG. 1 is a front view of the vertical window blind with image integrated thereon.

FIG. 2 is a rear view of the claimed design.

FIG. 3 is a left view of the claimed design.

FIG. 4 is a right view of the claimed design.

FIG. 5 is a bottom view of the claimed design; and,

FIG. 6 is a top view of the claimed design.

1 Claim, 4 Drawing Sheets






FIG. 1




FIG. 2

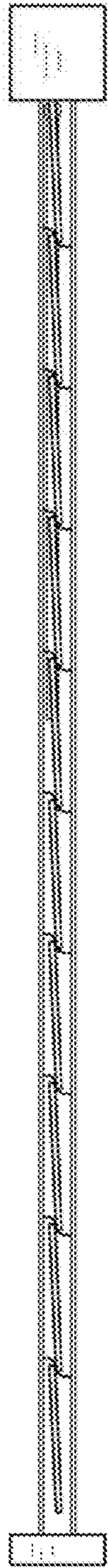


FIG. 3




FIG. 4




FIG. 5




FIG. 6