



US00D686018S

(12) **United States Design Patent**  
**Etherington et al.**

(10) **Patent No.:** **US D686,018 S**  
(45) **Date of Patent:** **\*\* Jul. 16, 2013**

(54) **POINT OF SALE BASKET**

(71) Applicant: **Conopco, Inc.**, Englewood Cliffs, NJ  
(US)

(72) Inventors: **Amy Monica Kempson Etherington**,  
London (GB); **Thomas Matthew Ward**,  
London (GB)

(73) Assignee: **Conopco, Inc.**, Englewood Cliffs, NJ  
(US)

(\*\*) Term: **14 Years**

(21) Appl. No.: **29/439,614**

(22) Filed: **Dec. 13, 2012**

(30) **Foreign Application Priority Data**

Jun. 19, 2012 (EM) ..... 002059683-0001

(51) **LOC (9) Cl.** ..... **06-06**

(52) **U.S. Cl.**  
USPC ..... **D6/511; D7/600.1**

(58) **Field of Classification Search**  
USPC . D6/566, 512, 462, 510, 680.3, 513; D3/303,  
D3/304, 306, 308, 309, 310, 312, 305, 307;  
312/330.1; 211/126.15, 126.1, 181.1, 126.7,  
211/126.8, 126.9; 224/438; 220/6, 485, 9.1,  
220/9.4, 494, 607, 623, 504; 99/407, 410,  
99/416; D7/409, 354, 400; 206/504, 511,  
206/513

See application file for complete search history.

(56) **References Cited**

U.S. PATENT DOCUMENTS

2,524,900 A \* 10/1950 Einhorn ..... 220/6  
2,658,444 A \* 11/1953 Wheeler ..... 99/410  
2,706,064 A \* 4/1955 Vitols ..... 220/504  
2,721,671 A \* 10/1955 Averill ..... 220/494

2,993,615 A \* 7/1961 Bruce ..... 206/504  
D212,074 S \* 8/1968 Woodruff ..... D3/306  
3,396,885 A \* 8/1968 Giondi ..... 224/438  
4,189,056 A \* 2/1980 Majewski ..... 211/195  
4,854,227 A \* 8/1989 Koopman ..... 99/416  
D331,264 S \* 11/1992 Ellis ..... D20/1  
5,305,686 A \* 4/1994 Svensson ..... 99/407  
D348,760 S \* 7/1994 Linder ..... D3/306  
D376,949 S \* 12/1996 Barriault et al. .... D7/306  
D398,448 S \* 9/1998 Zanni ..... D3/312  
D401,067 S \* 11/1998 Hampshire ..... D3/309  
D453,027 S \* 1/2002 Andujar ..... D19/90  
D456,663 S \* 5/2002 Chew ..... D7/306  
6,401,950 B1 \* 6/2002 Chiang ..... 220/1.5  
D477,144 S \* 7/2003 Remmers ..... D3/306  
D482,227 S \* 11/2003 Walton ..... D7/306  
6,840,593 B2 \* 1/2005 Remmers ..... 312/330.1  
D507,108 S \* 7/2005 Suero, Jr. .... D3/304  
D508,167 S \* 8/2005 Anderson et al. .... D6/566  
D508,321 S \* 8/2005 Anderson et al. .... D6/566

(Continued)

FOREIGN PATENT DOCUMENTS

EP 236648 A1 \* 9/1987

*Primary Examiner* — Philip S Hyder

*Assistant Examiner* — Sydney Buffalow

(74) *Attorney, Agent, or Firm* — Ellen Plotkin

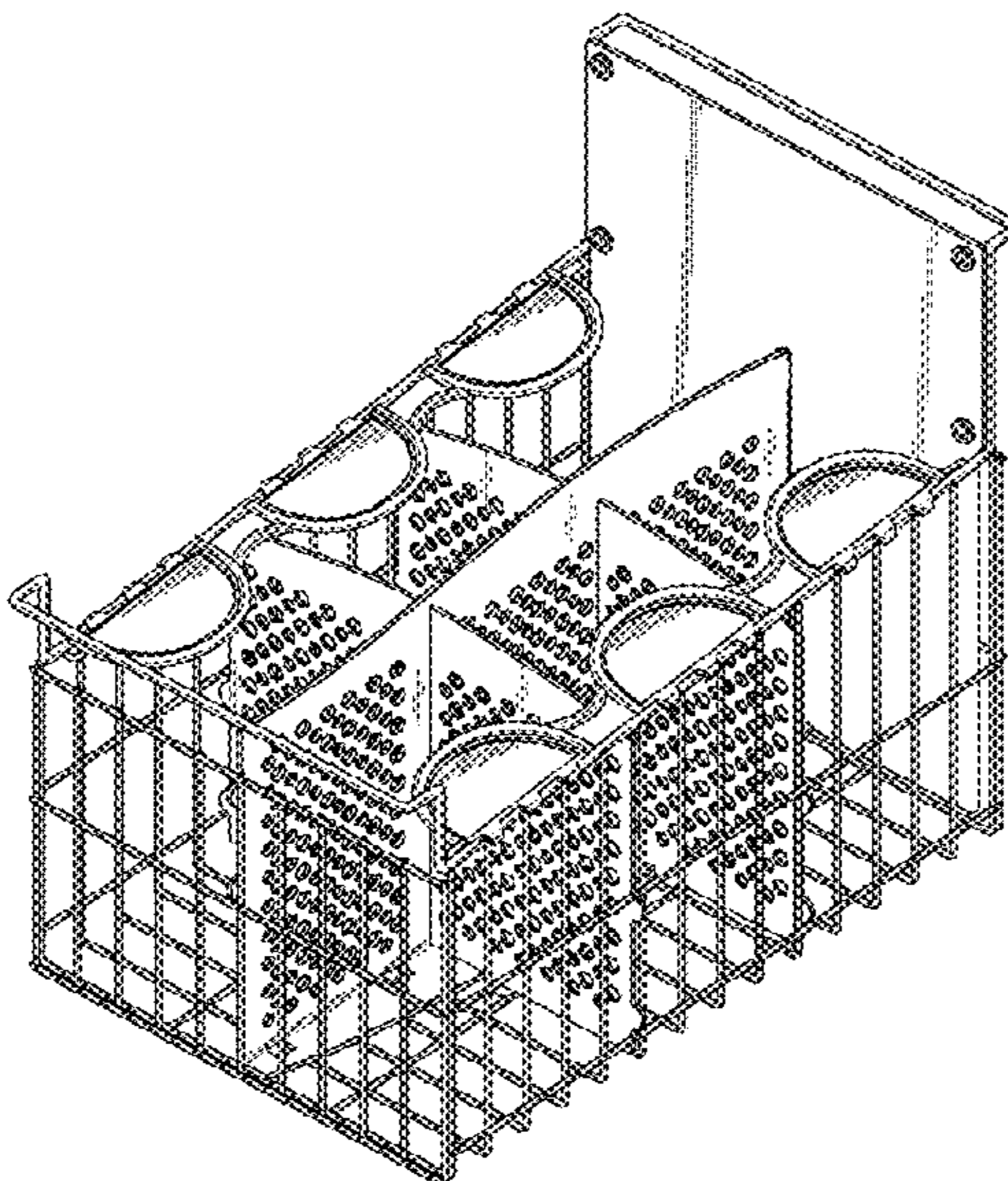
(57) **CLAIM**

An ornamental design for a point of sale basket, as shown and described.

**DESCRIPTION**

FIG. 1 is a perspective view of the front and side plan of the point of sale basket design thereof;  
FIG. 2 is a front view thereof;  
FIG. 3 is a back view thereof;  
FIG. 4 is a right side plan view thereof;  
FIG. 5 is a left side plan view thereof;  
FIG. 6 is a top plan view thereof; and,  
FIG. 7 is a bottom plan view thereof.

**1 Claim, 7 Drawing Sheets**



# US D686,018 S

Page 2

---

## U.S. PATENT DOCUMENTS

D532,654 S *	11/2006	Raichlen et al. ....	D7/409	D635,363 S *	4/2011	Hertaus .....	D3/307
D559,621 S *	1/2008	Raichlen et al. ....	D7/409	D647,759 S *	11/2011	Johnson .....	D7/409
D563,163 S *	3/2008	Blouw et al. ....	D7/409	D671,346 S *	11/2012	Zlatic et al. ....	D6/545
7,383,846 B2 *	6/2008	Curran .....	134/135				

\* cited by examiner

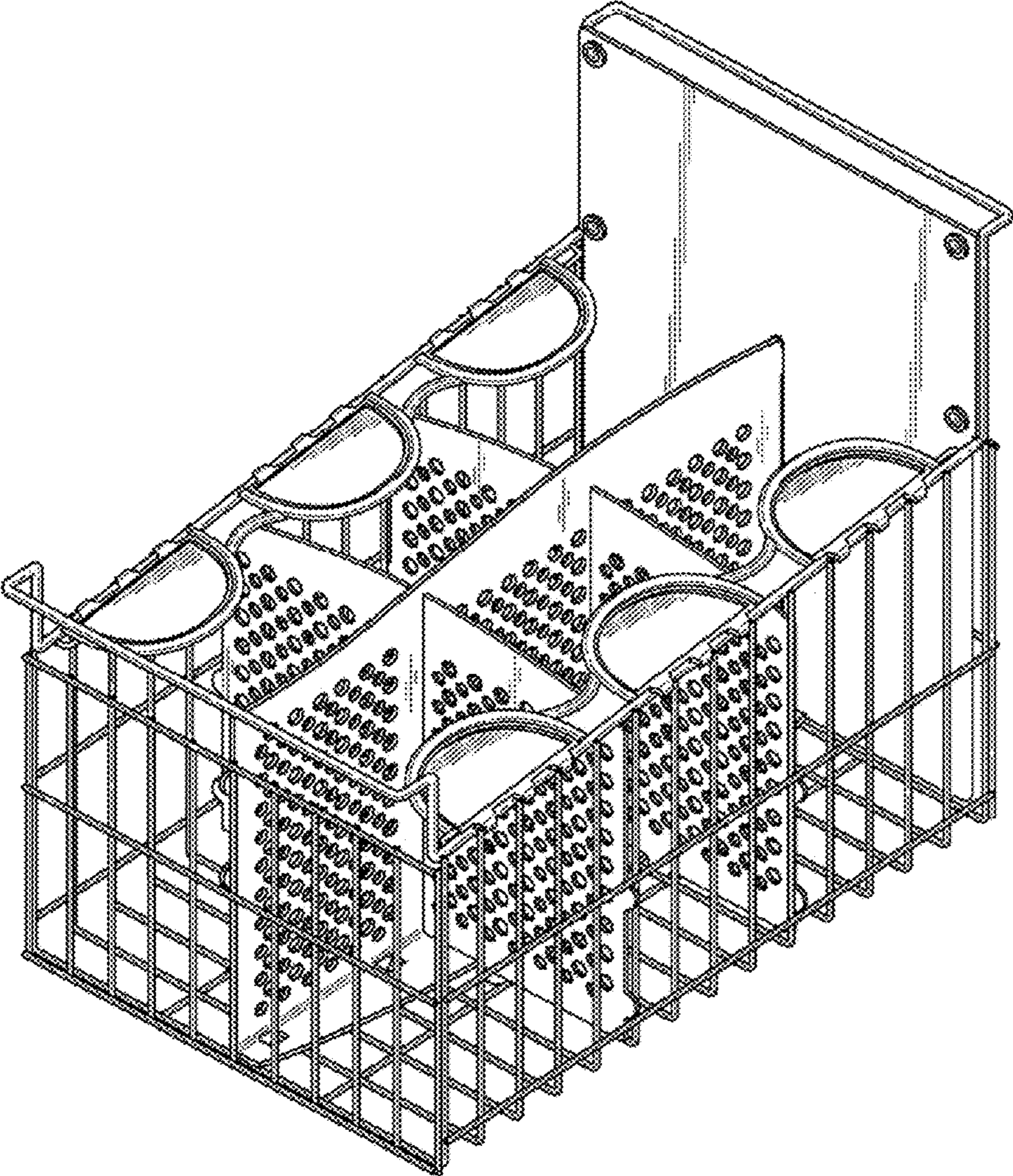


Fig. 1

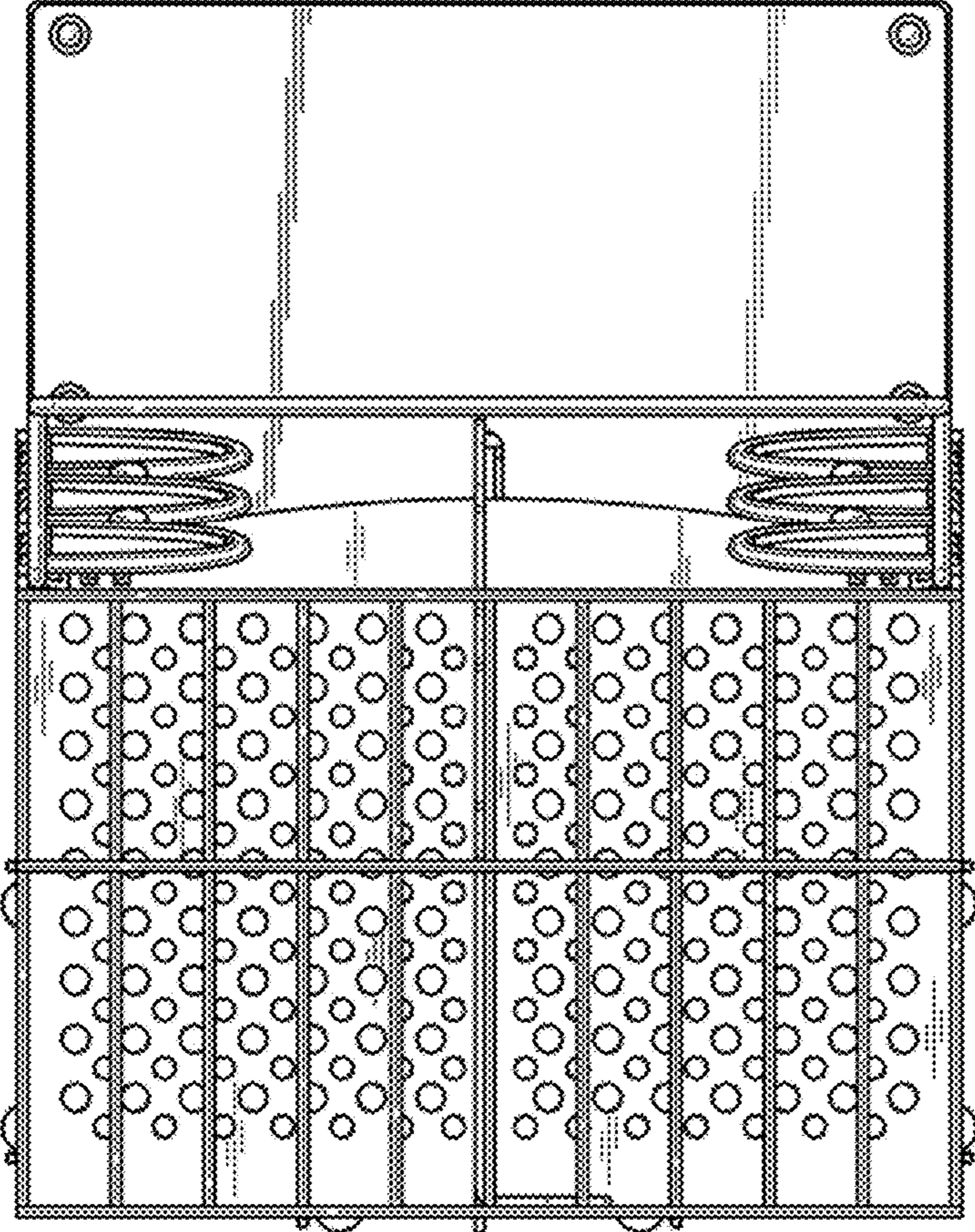


Fig. 2

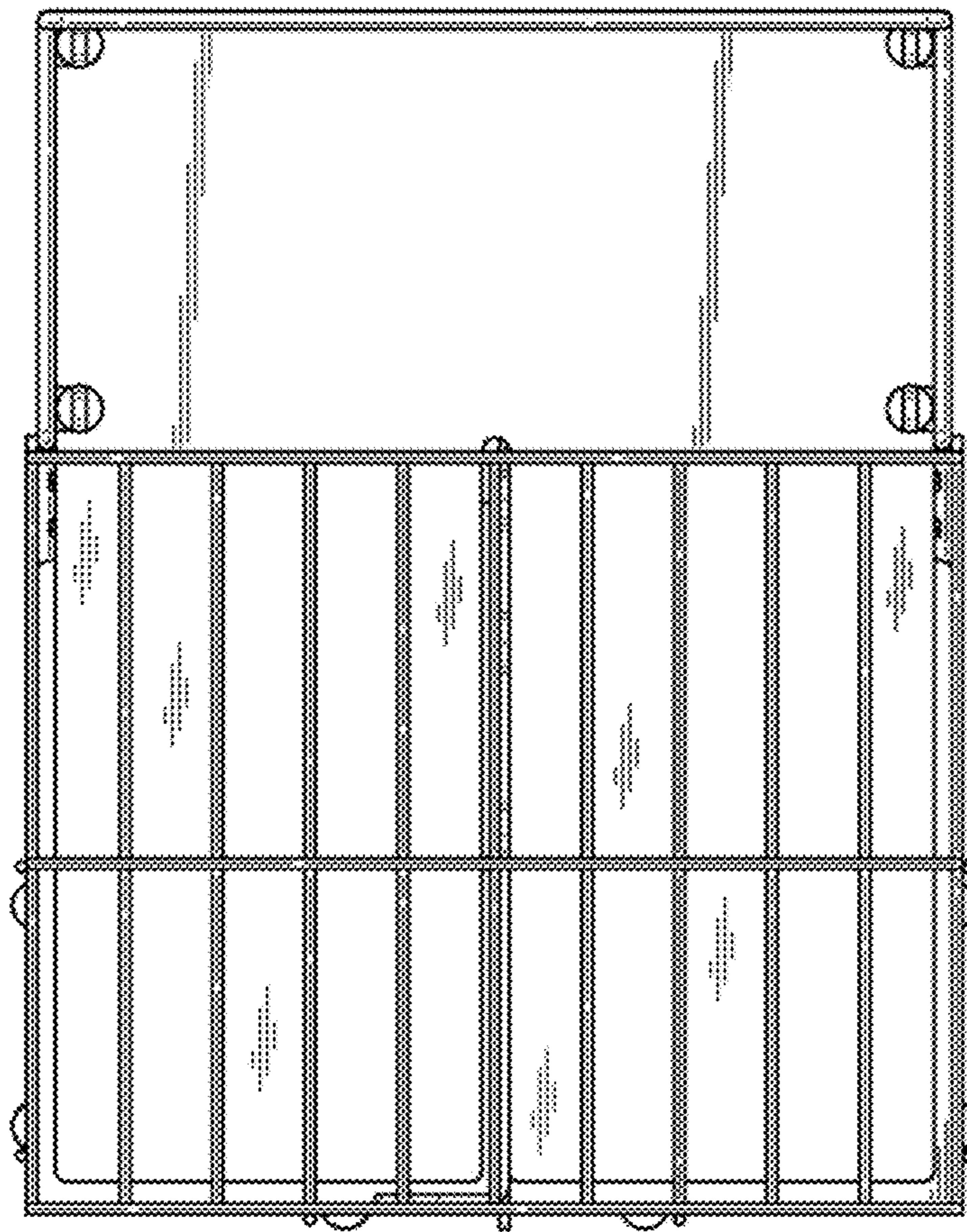


Fig. 3

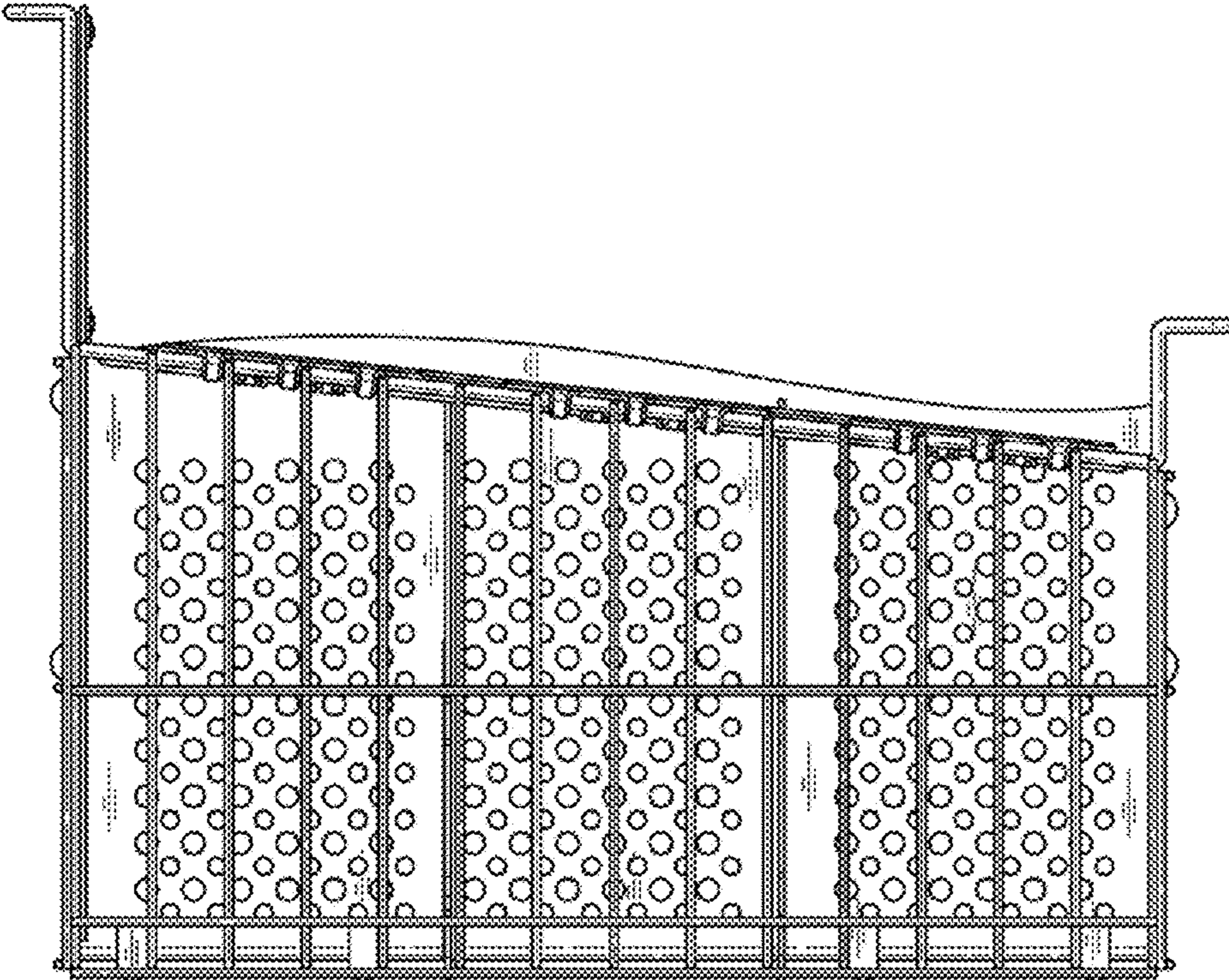


Fig. 4

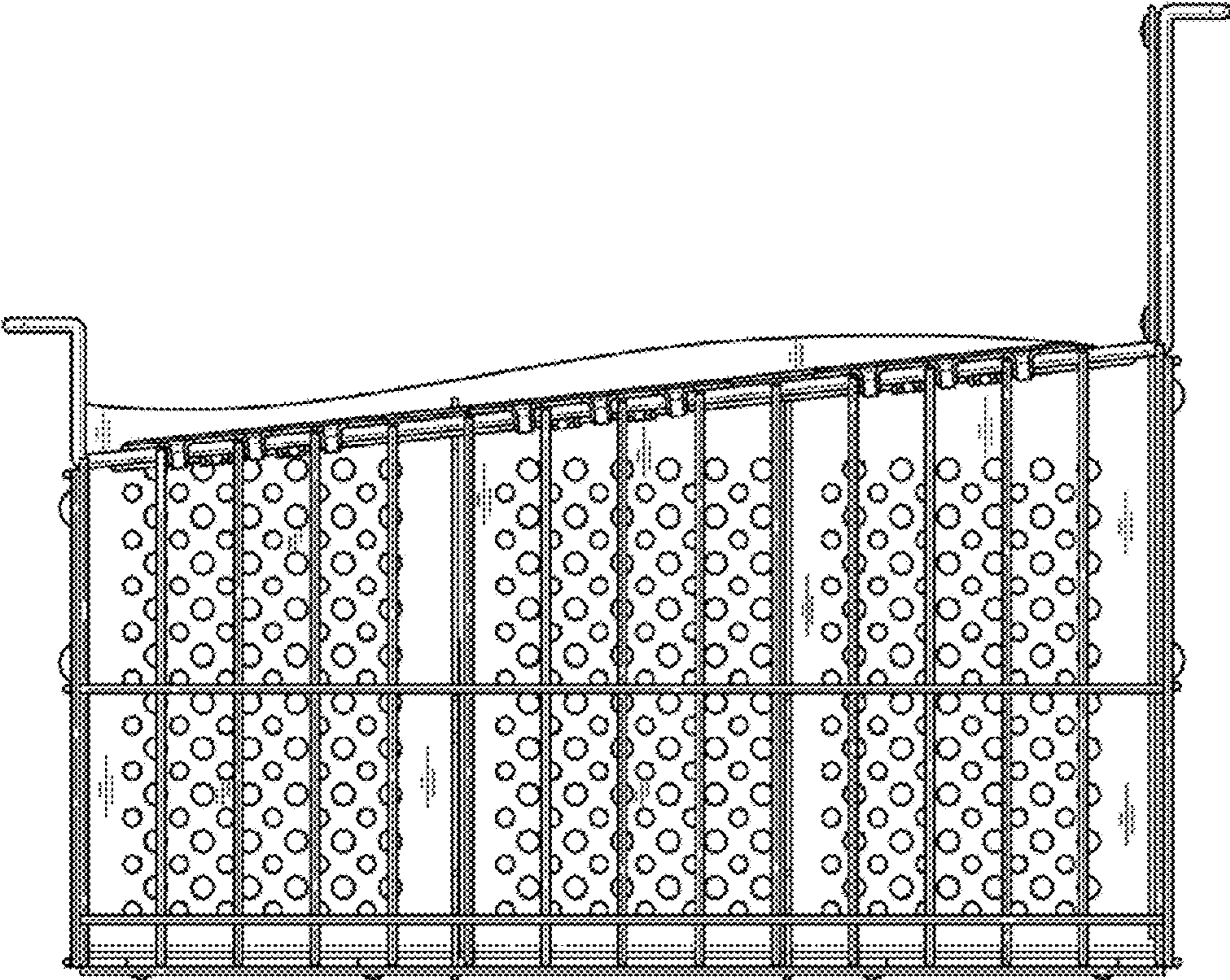


Fig. 5

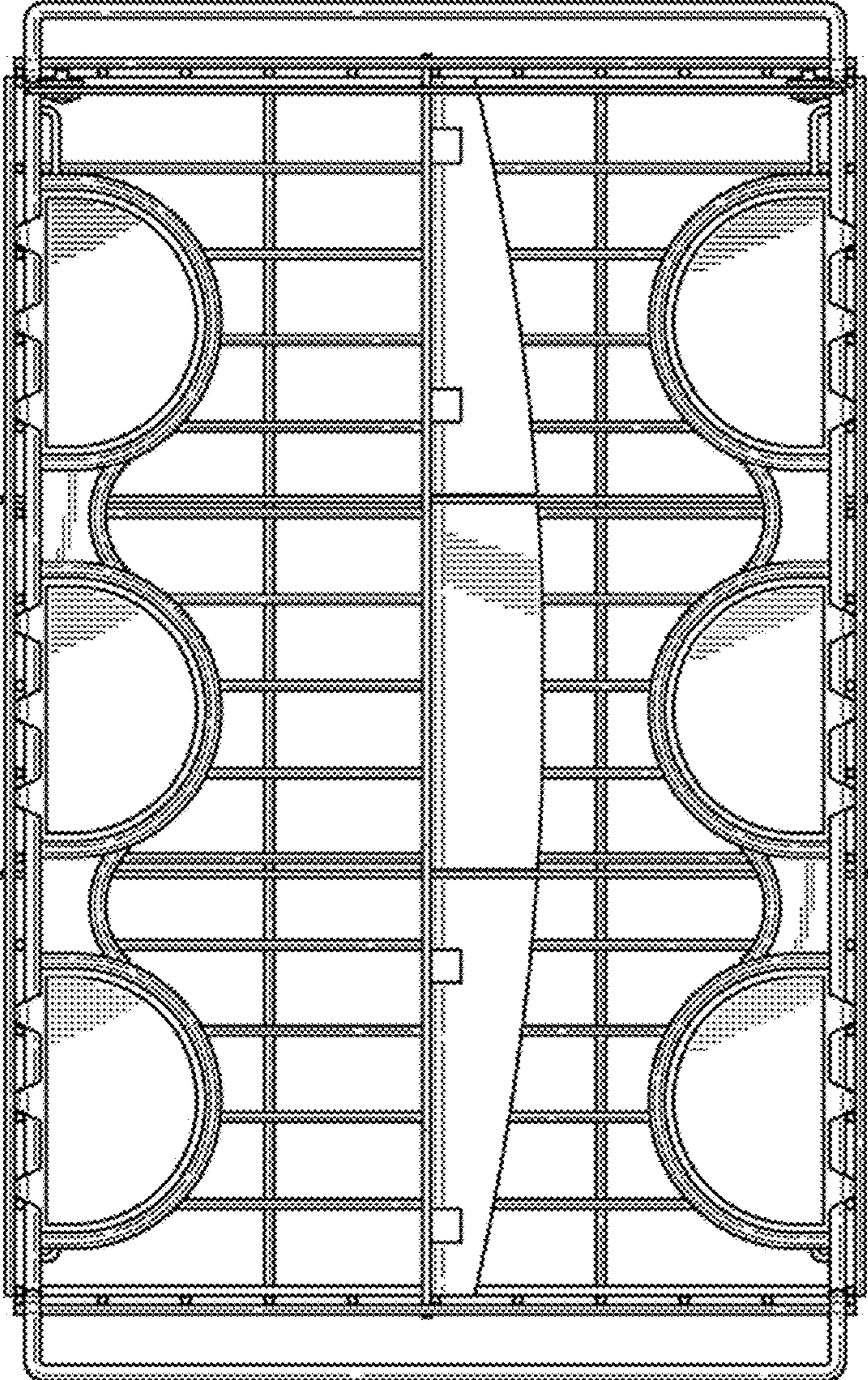


Fig. 6



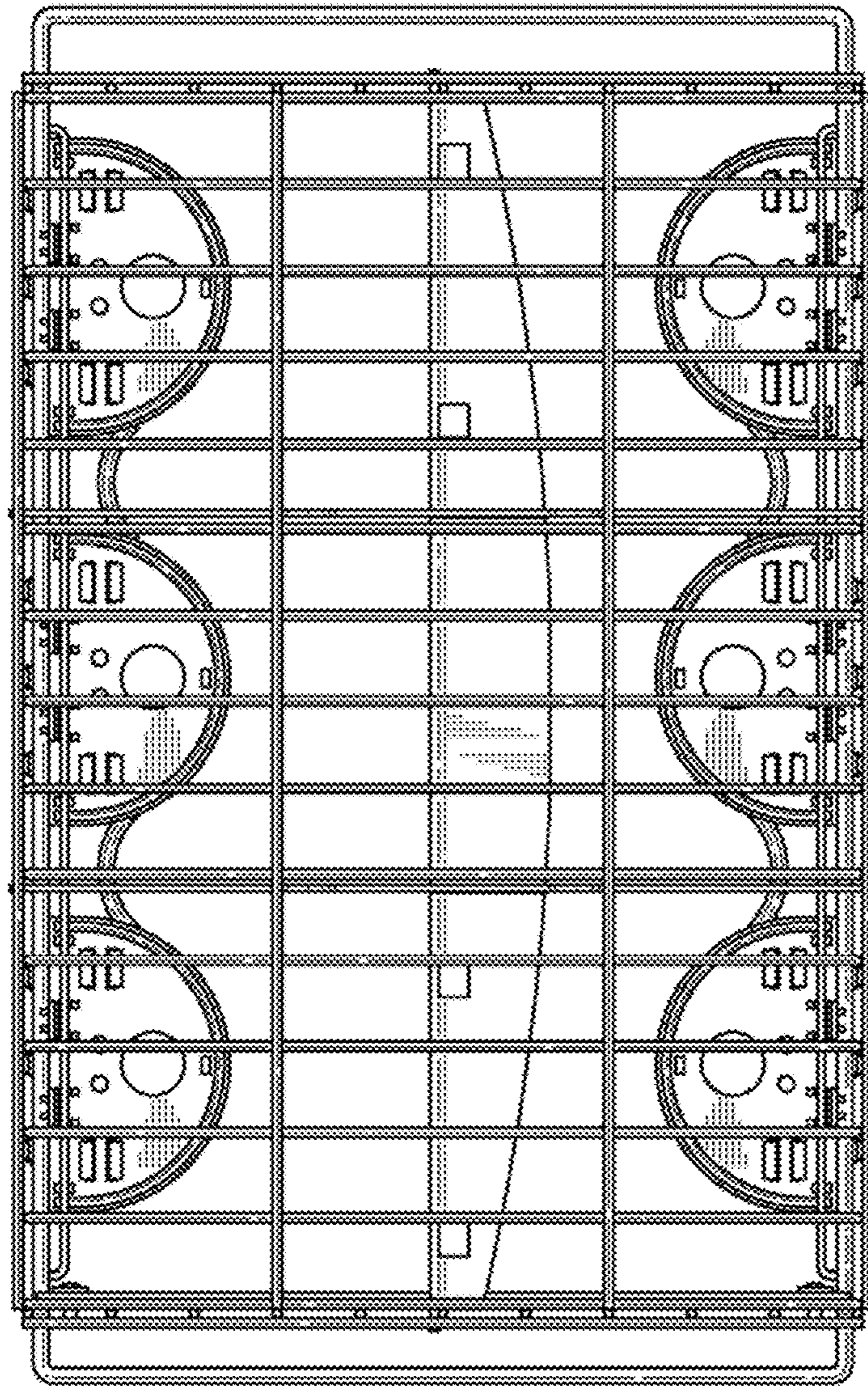


Fig. 7