



US00D686016S

(12) **United States Design Patent**
Gasser

(10) **Patent No.:** **US D686,016 S**
(45) **Date of Patent:** **** Jul. 16, 2013**

(54) **DRAWER**

(75) Inventor: **Ingo Gasser**, Hochst (AT)

(73) Assignee: **Julius Blum GmbH**, Hochst (AT)

(**) Term: **14 Years**

(21) Appl. No.: **29/401,445**

(22) Filed: **Sep. 12, 2011**

(30) **Foreign Application Priority Data**

May 19, 2011 (EM) 001866211-0011

(51) **LOC (9) Cl.** **06-06**

(52) **U.S. Cl.**
USPC **D6/510**

(58) **Field of Classification Search**
USPC D6/396-397, 421-426, 429-449,
D6/477-480, 509-511; 312/184, 204, 224,
312/227, 238, 265.1, 297, 330.1, 334.36,
312/348.3, 348.4, 348.6
See application file for complete search history.

(56) **References Cited**

U.S. PATENT DOCUMENTS

2,801,895 A * 8/1957 Gass 312/257.1
4,099,815 A * 7/1978 Cox et al. 312/348.2
D255,632 S * 7/1980 Litchfield et al. D6/510
D258,709 S * 3/1981 Litchfield et al. D6/510
D264,660 S * 6/1982 Rock et al. D6/510

D267,066 S * 11/1982 Rock et al. D6/510
D326,381 S * 5/1992 Heiligenthal et al. D6/510
D458,780 S * 6/2002 Siepmann et al. D6/510
D505,817 S * 6/2005 Jackson D6/510
D523,667 S * 6/2006 Bisson D6/510
D543,001 S * 5/2007 Huguet D34/27
D593,347 S * 6/2009 Kilpatrick D6/511
D599,145 S * 9/2009 Daino et al. D6/510
D612,681 S * 3/2010 Baker et al. D7/405
D619,832 S * 7/2010 Zalewski et al. D6/510

FOREIGN PATENT DOCUMENTS

DE 40102516 7/2001

* cited by examiner

Primary Examiner — Kelley Donnelly

(74) *Attorney, Agent, or Firm* — Wenderoth, Lind & Ponack, L.L.P.

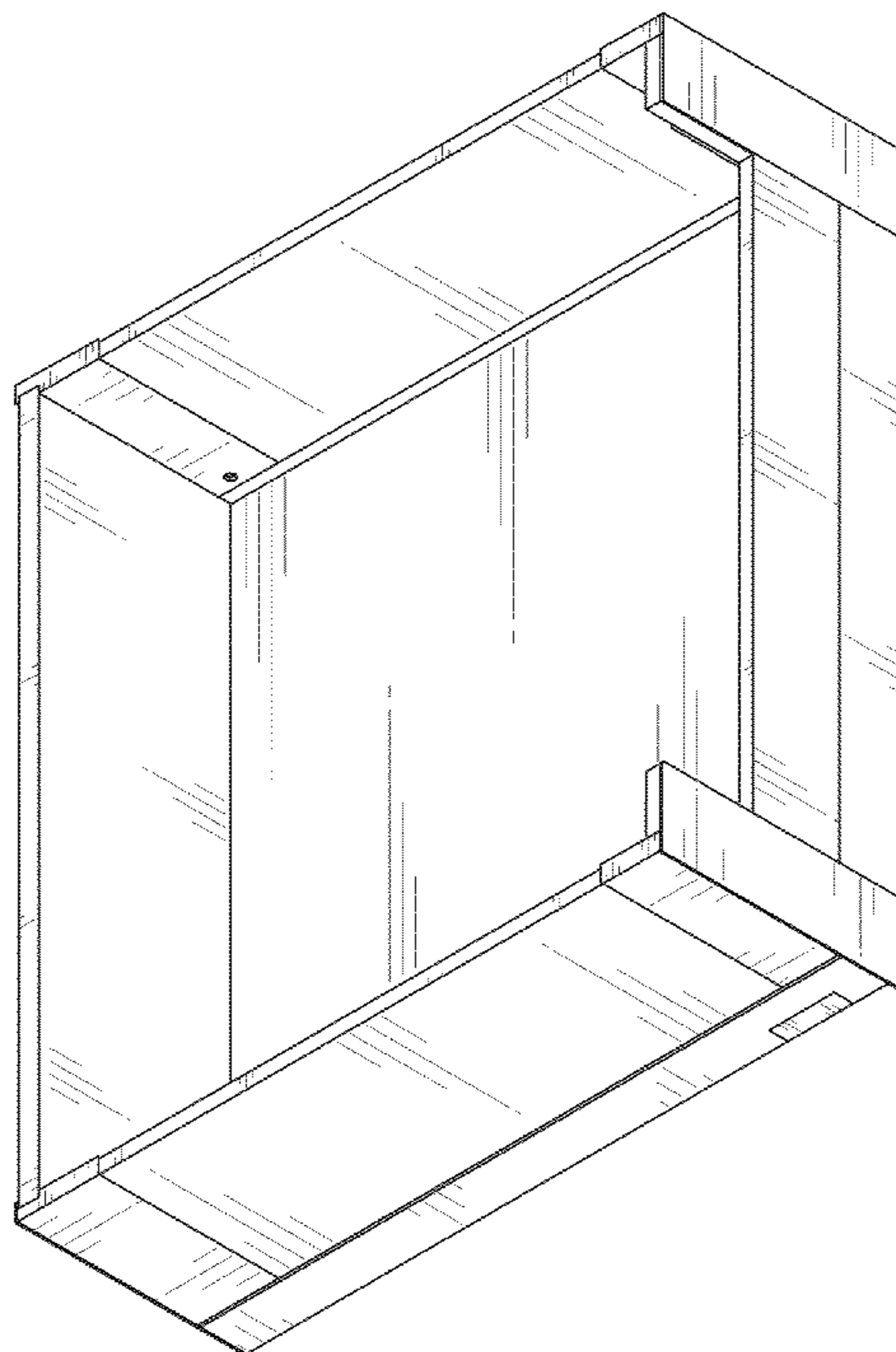
(57) **CLAIM**

The ornamental design for a drawer, as shown and described.

DESCRIPTION

FIG. 1 is a top perspective view of a drawer;
FIG. 2 is a top view thereof;
FIG. 3 is a bottom view thereof;
FIG. 4 is a front view thereof;
FIG. 5 is a rear view thereof;
FIG. 6 is a left side view thereof; and,
FIG. 7 is a right side view thereof.
The portions of the drawings shown in broken lines form no part of the claimed design.

1 Claim, 7 Drawing Sheets



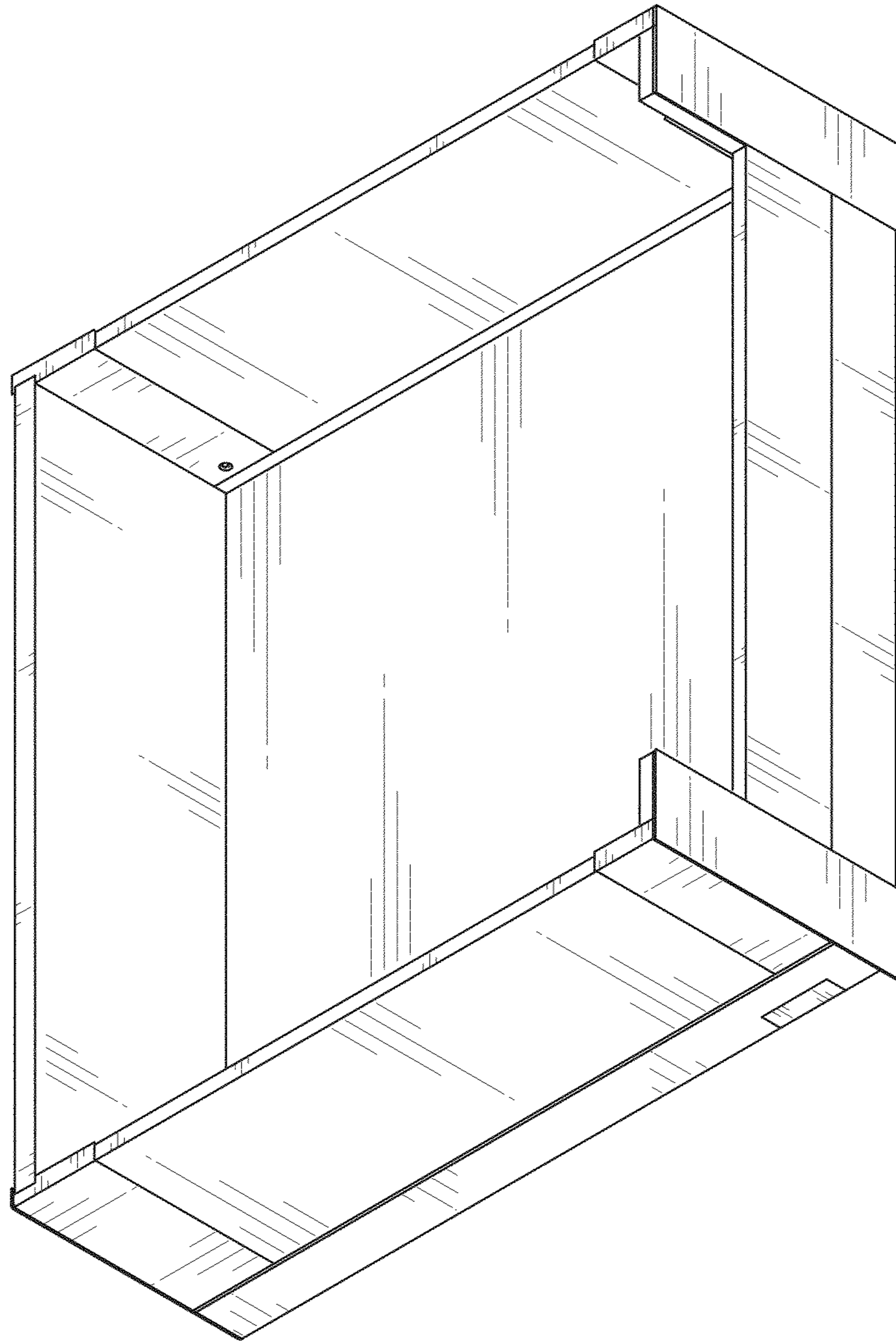


FIG. 1




FIG. 2

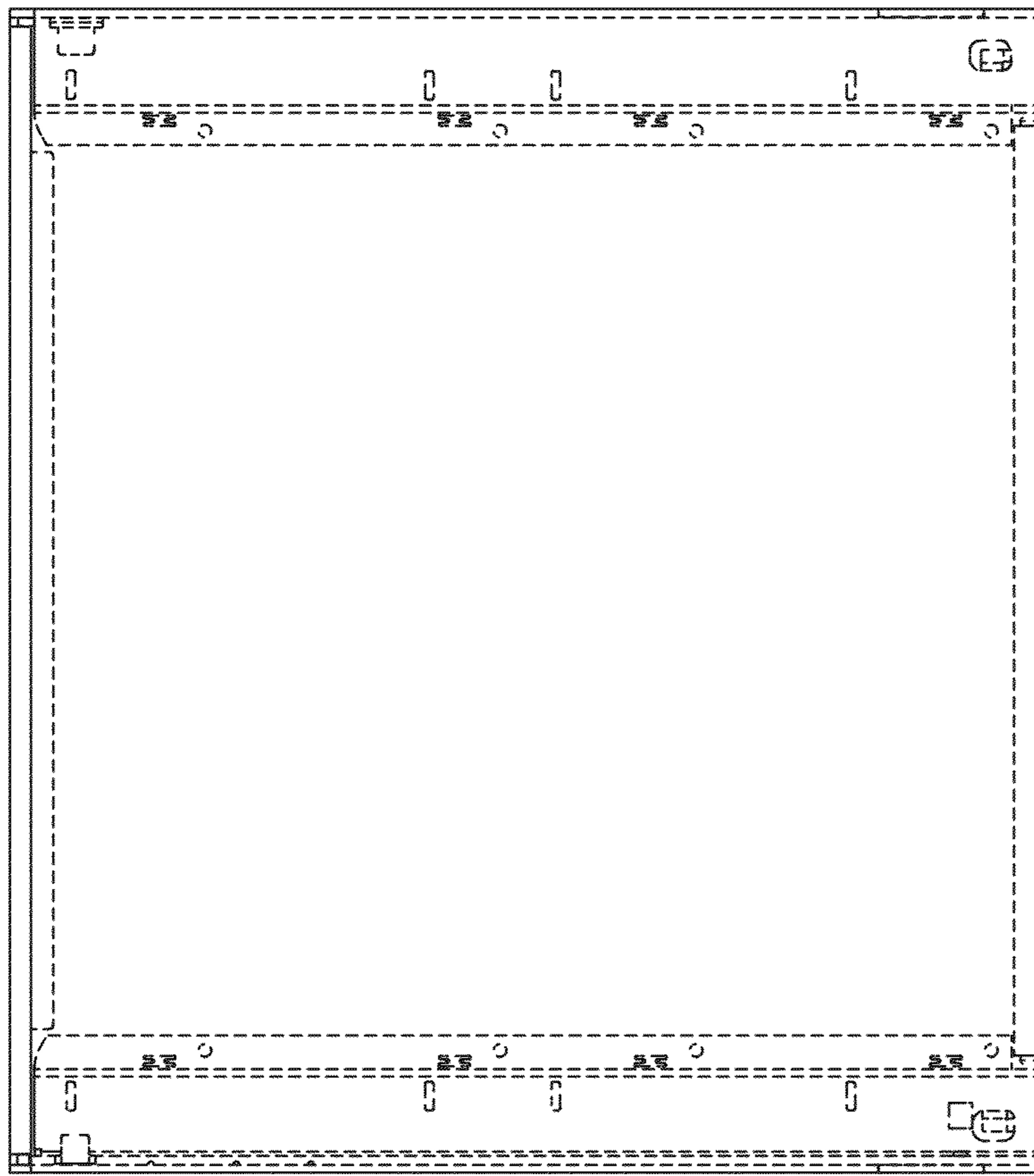


FIG. 3

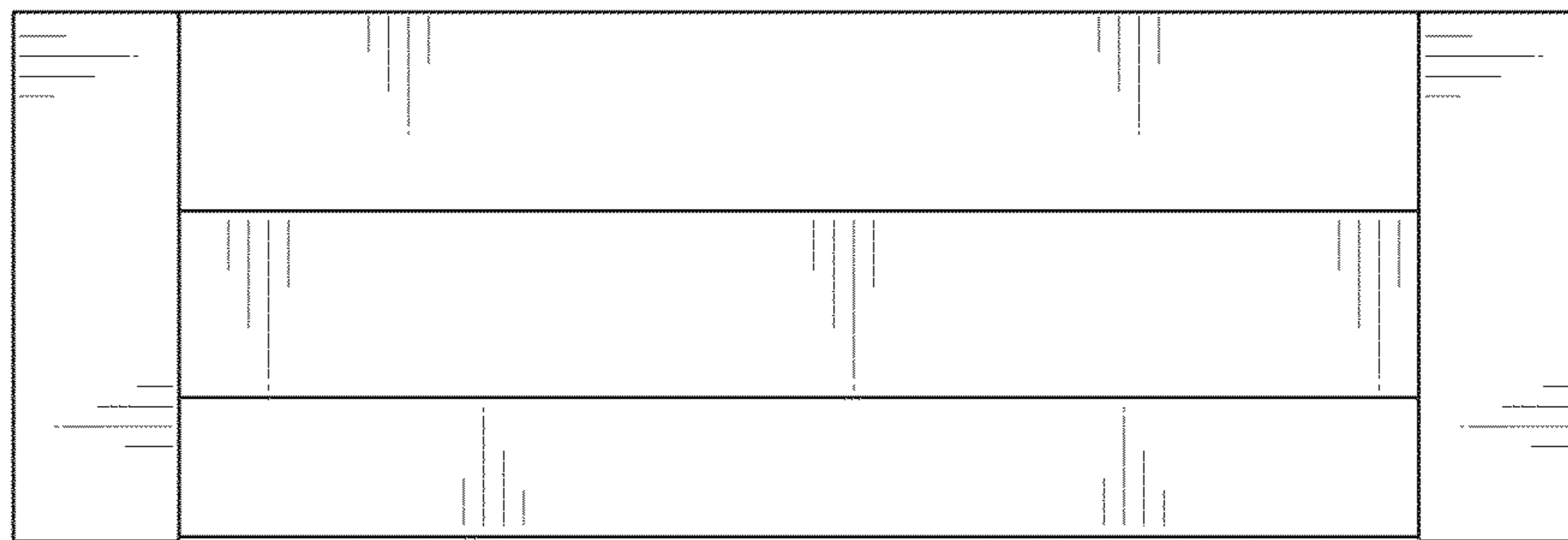


FIG. 4




FIG. 5

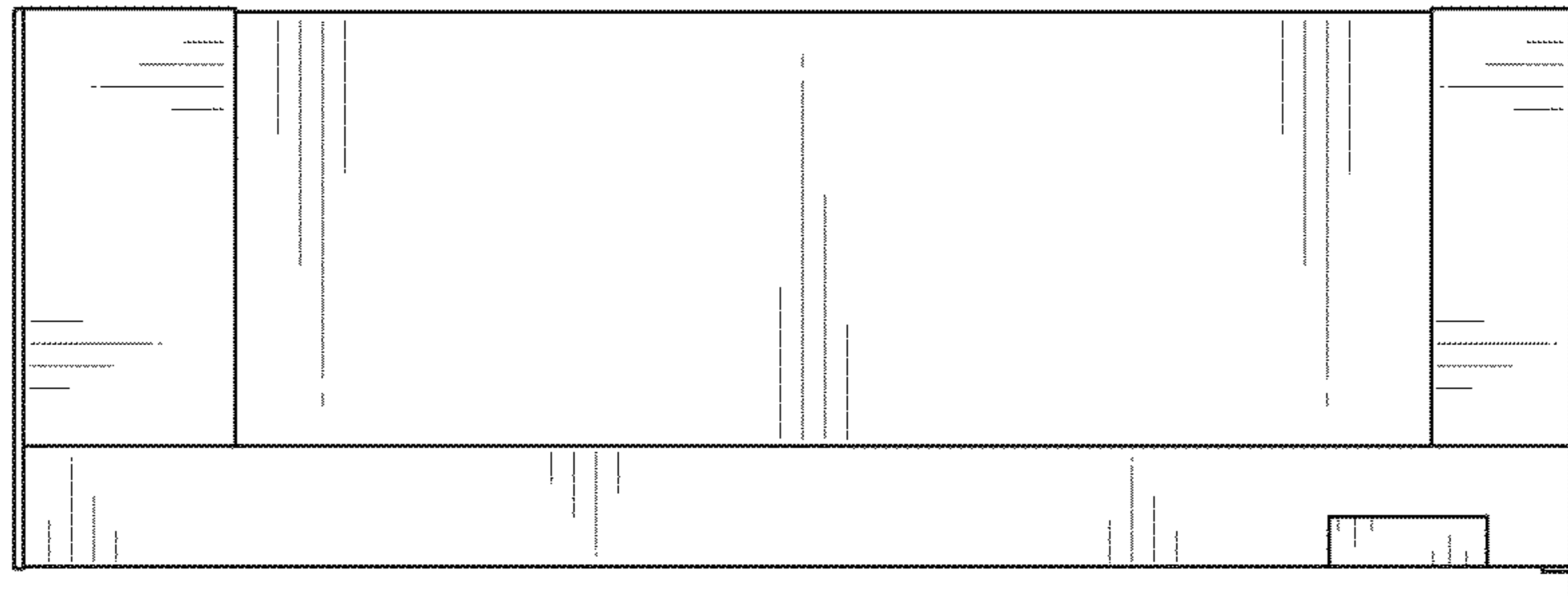


FIG. 6

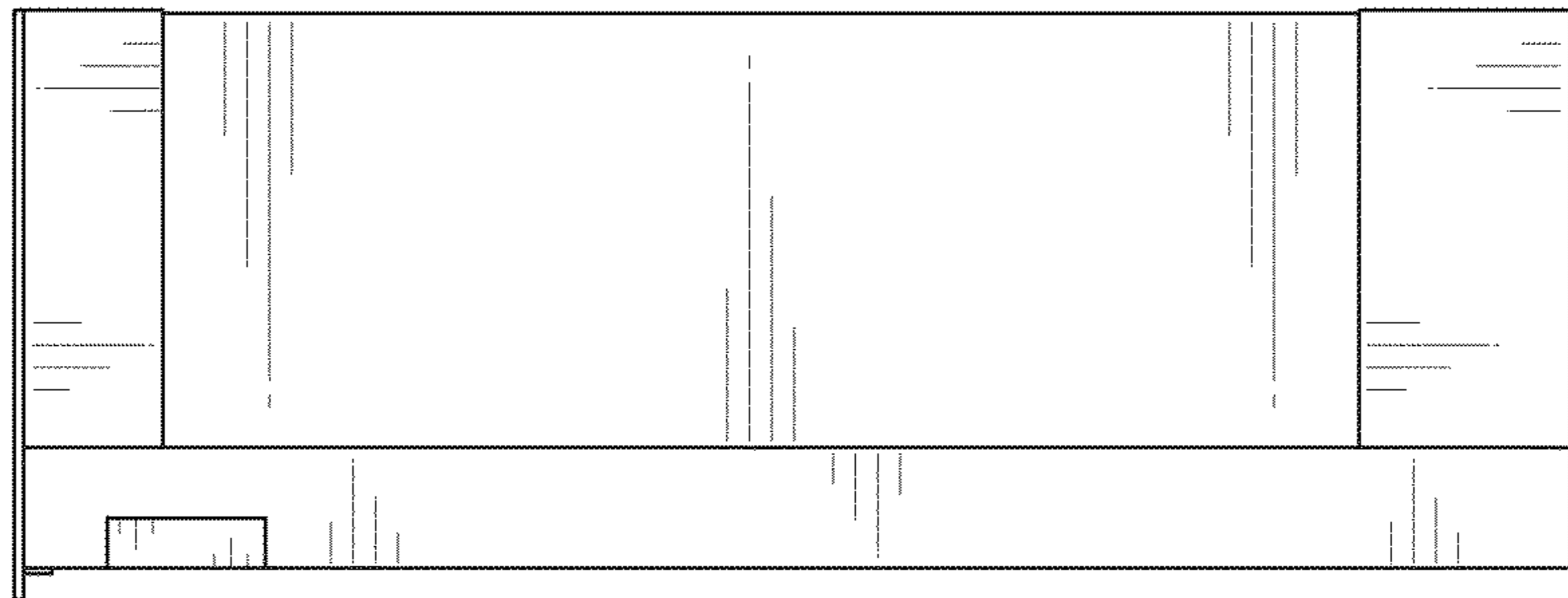


FIG. 7