



US00D686009S

(12) **United States Design Patent**
Mari

(10) **Patent No.:** **US D686,009 S**
(45) **Date of Patent:** **** Jul. 16, 2013**

(54) **CHAIR WITH ARM RESTS**

D522,266 S * 6/2006 Bongaerts D6/376
D633,607 S * 3/2011 Pereira Del Arroyo D6/379
D669,280 S * 10/2012 Andersson D6/379

(75) Inventor: **Enzo Mari**, Milan (IT)

(73) Assignee: **Hermes Sellier (Société par Actions Simplifiée)**, Paris (FR)

(**) Term: **14 Years**

(21) Appl. No.: **29/409,145**

(22) Filed: **Dec. 20, 2011**

(30) **Foreign Application Priority Data**

Jun. 21, 2011 (EM) 001880899

(51) **LOC (9) Cl.** **06-01**

(52) **U.S. Cl.**
USPC **D6/379**

(58) **Field of Classification Search**
USPC D6/334–336, 364, 365, 366, 372,
D6/374, 376, 379, 380, 500–502; 297/411.4,
297/411.41, 411.42, 445.1, 446.1, 452.2
See application file for complete search history.

(56) **References Cited**

U.S. PATENT DOCUMENTS

D145,678 S 10/1946 Roth
2,464,995 A 3/1949 Roth
D195,257 S * 5/1963 Andersen et al. D6/379
D320,510 S 10/1991 Ivicovic
D374,130 S 10/1996 Braun
D406,198 S * 3/1999 Lin et al. D6/379
D442,792 S 5/2001 Martin
D470,322 S 2/2003 Tsai

OTHER PUBLICATIONS

US Notice of Allowance in related case U.S. Appl. No. 29/409,144
DTD Jul. 2, 2012.

* cited by examiner

Primary Examiner — Mimoso De

(74) *Attorney, Agent, or Firm* — Foley & Lardner LLP

(57) **CLAIM**

I claim the ornamental design for a chair with arm rests, as shown and described.

DESCRIPTION

FIG. 1 is a front view of a chair with arm rests of the claimed design;
FIG. 2 is a left side view of the chair with arm rests shown in FIG. 1;
FIG. 3 is a top view of the chair with arm rests shown in FIG. 1;
FIG. 4 is a bottom view of the chair with arm rests shown in FIG. 1; and,
FIG. 5 is a front perspective view of the chair with arm rests shown in FIG. 1.
The broken lines showing of the bolts in FIG. 4 are for illustrative purposes only and form no part of the claimed design.

1 Claim, 5 Drawing Sheets




Fig. 1




Fig. 2




Fig. 3

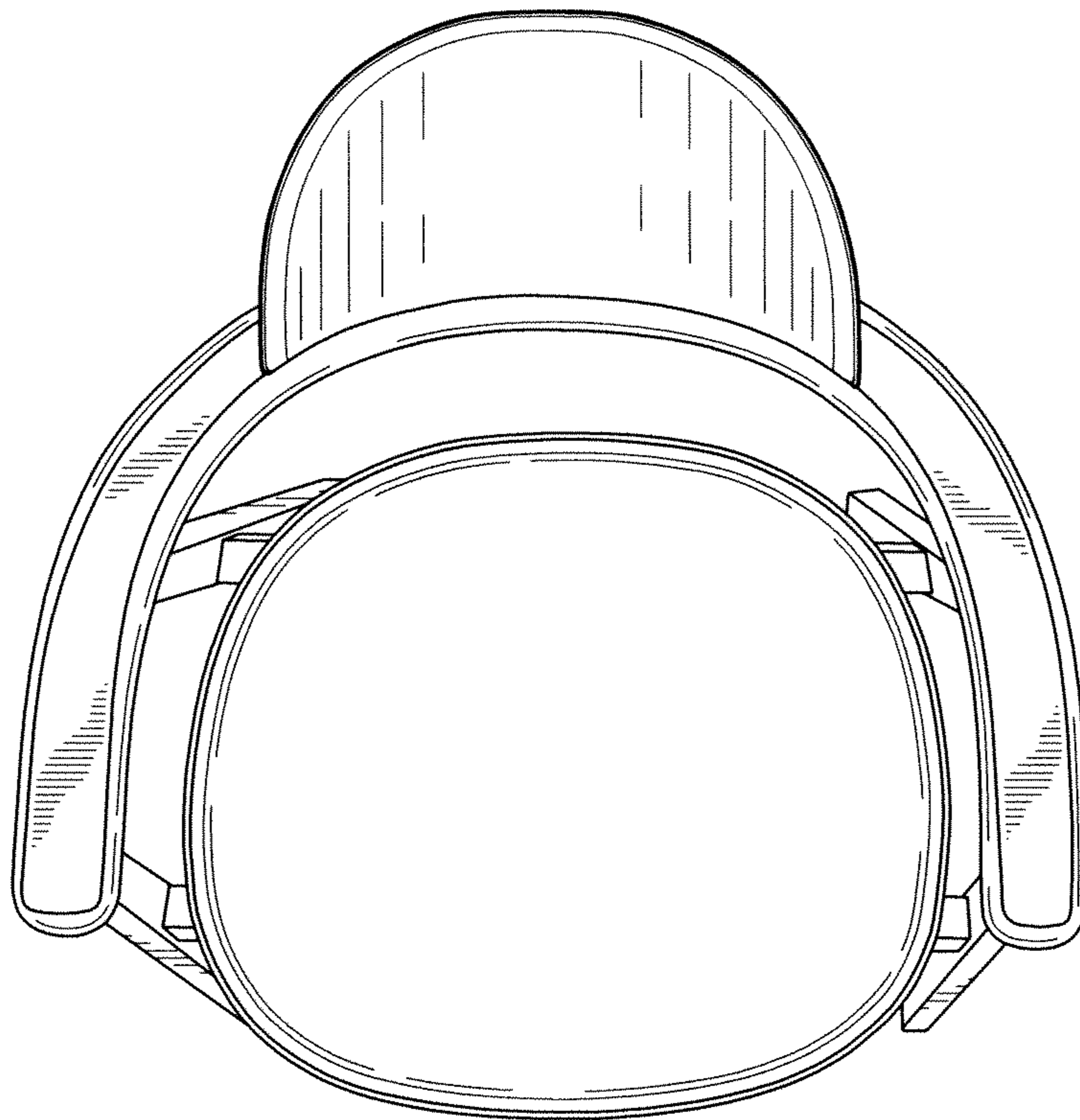


Fig. 4

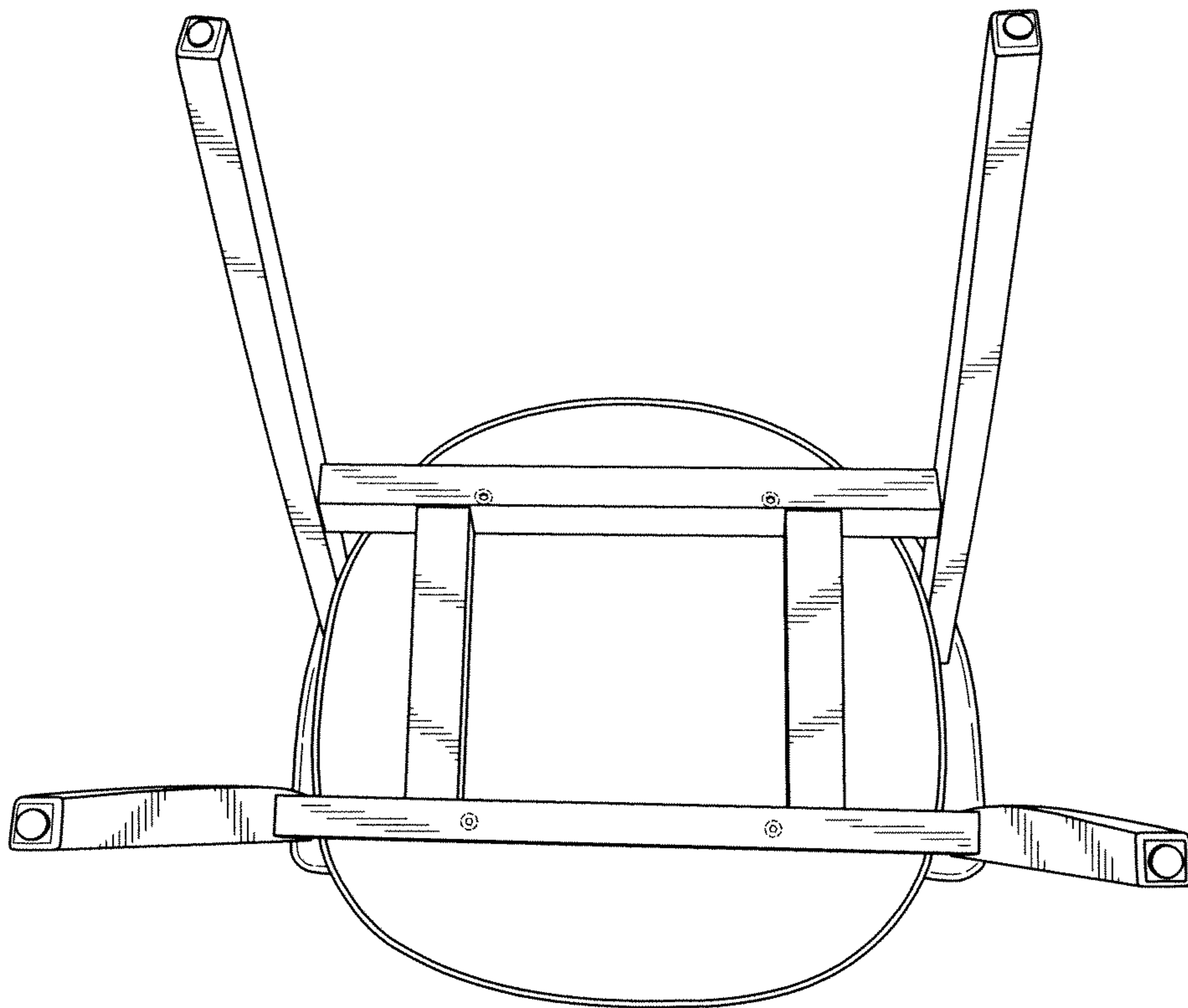


Fig. 5

