



US00D685999S

(12) **United States Design Patent**
Johnson et al.

(10) **Patent No.:** **US D685,999 S**
(45) **Date of Patent:** **** Jul. 16, 2013**

(54) **SHEET MATERIAL WITH CAMOUFLAGE PATTERN**

- (71) Applicant: **Kryptek Outdoor Group, LLC**,
Houston, TX (US)
- (72) Inventors: **David Johnson**, Knoxville, TN (US);
Reid Phillips, Helenwood, TN (US);
Harry F. Whiting, Fairbanks, AK (US);
Joshua Dale Cleghorn, Enterprise, AL
(US); **Gregory Scott Love**, Knoxville,
TN (US)
- (73) Assignee: **Kryptek Outdoor Group, LLC**,
Houston, TX (US)
- (**) Term: **14 Years**
- (21) Appl. No.: **29/443,396**
- (22) Filed: **Jan. 16, 2013**

Related U.S. Application Data

- (62) Division of application No. 29/406,042, filed on Nov. 9, 2011, now Pat. No. Des. 679,099.
- (51) **LOC (9) Cl.** **05-05**
- (52) **U.S. Cl.**
USPC **D5/62**
- (58) **Field of Classification Search**
USPC D5/6, 11, 12, 16, 17, 19, 23, 24,
D5/48, 32, 36, 39, 53, 55, 57, 59, 61, 62,
D5/63, 66, 99; D6/588, 592, 600, 602, 613,
D6/617; D19/6; D24/124, 126; D32/43; 2/900;
5/490, 495; 15/208; 112/401, 416, 439; 139/383
R, 383 B; 428/32, 37, 39, 66.5, 79, 153, 190,
428/919; 604/384, 385.01
See application file for complete search history.

(56) **References Cited**

U.S. PATENT DOCUMENTS

D19,054	S	*	4/1889	Buttler	D25/111
1,561,324	A	*	11/1925	Guenot et al.	427/262
D77,964	S	*	3/1929	Kahrman	D5/62
D78,243	S	*	4/1929	Willheim	D5/32
D90,466	S	*	8/1933	Willheim	D5/62
D370,350	S	*	6/1996	Spadacini	D5/32
D391,402	S	*	3/1998	Josephs	D5/58
D530,027	S	*	10/2006	Yu	D25/103
D641,557	S	*	7/2011	Valente et al.	D5/62
D655,094	S	*	3/2012	Key	D5/32
D663,959	S	*	7/2012	Brookman	D5/62
D670,085	S	*	11/2012	Brookman et al.	D5/62
D675,030	S	*	1/2013	Borders	D5/62

* cited by examiner

Primary Examiner — Karen S Acker

(74) *Attorney, Agent, or Firm* — Karen Bryant Tripp

(57) **CLAIM**

The ornamental design for a sheet material with camouflage pattern, as shown and described.

DESCRIPTION

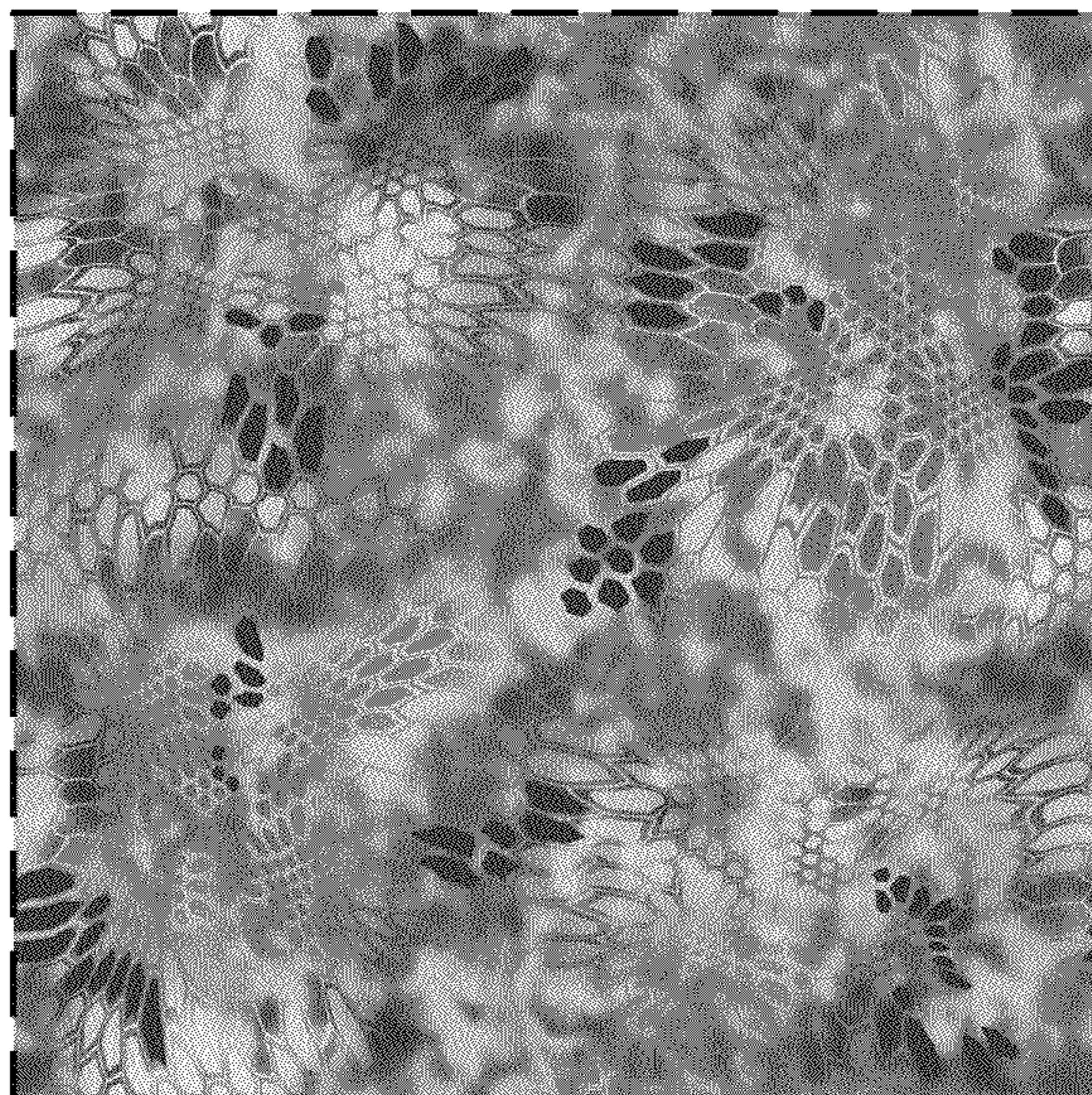
The file of this patent contains at least one drawing executed in color. Copies of this patent with color drawings will be provided by the United States Patent and Trademark Office upon request and payment of the necessary fee.

FIG. 1 is a top plan view of a first embodiment of a sheet material with camouflage pattern according to our new design; and,

FIG. 2 is a top plan view of a second embodiment of a sheet material with camouflage pattern.

The broken lines surrounding the sheet material with camouflage pattern represent unclaimed boundaries. The thickness of the sheet material with camouflage pattern forms no part of the claimed design.

1 Claim, 2 Drawing Sheets
(1 of 2 Drawing Sheet(s) Filed in Color)






FIG. 1




FIG. 2