

US00D685985S

(12) **United States Design Patent**
Snyder

(10) **Patent No.:** **US D685,985 S**

(45) **Date of Patent:** **** Jul. 16, 2013**

(54) **ZEBRA PATTERNED INSERTS FOR AN ATHLETIC SHOE**

(75) Inventor: **David Snyder**, Phoenixville, PA (US)

(73) Assignee: **Zephyr Athletic Footwear, Inc.**, Pottstown, PA (US)

(**) Term: **14 Years**

(21) Appl. No.: **29/406,968**

(22) Filed: **Nov. 21, 2011**

(51) **LOC (9) Cl.** **02-04**

(52) **U.S. Cl.**
USPC **D2/972; D2/976**

(58) **Field of Classification Search**
USPC D2/896, 902, 907, 908, 929, 943,
D2/944, 946, 947, 951, 954, 956, 972, 974,
D2/975, 976, 977; 36/83, 113, 114, 126-131,
36/136-137, 45, 54, 57, 25 R, 32 R
See application file for complete search history.

(56) **References Cited**

U.S. PATENT DOCUMENTS

2,801,477	A *	8/1957	Adams et al.	40/636
5,457,900	A *	10/1995	Roy et al.	36/137
6,455,128	B1 *	9/2002	Moon	428/138
D493,028	S *	7/2004	Len	D2/976
D516,279	S *	3/2006	Shelby	D2/946
D574,582	S *	8/2008	Della Valle	D2/902
D575,037	S *	8/2008	Della Valle	D2/902
D577,179	S *	9/2008	Della Valle	D2/907
D577,180	S *	9/2008	Della Valle	D2/907
D577,181	S *	9/2008	Della Valle	D2/907
D581,639	S *	12/2008	Roy et al.	D2/946
D590,137	S *	4/2009	Austin	D2/897

D591,497	S *	5/2009	McDade et al.	D2/976
D611,241	S *	3/2010	Della Valle et al.	D2/972
D611,242	S *	3/2010	Della Valle et al.	D2/972
D616,183	S *	5/2010	Skaja	D2/946
D622,038	S *	8/2010	Bracken	D2/897
D622,039	S *	8/2010	Bracken	D2/897
D633,286	S *	3/2011	Skaja	D2/946
D633,287	S *	3/2011	Skaja	D2/946
D639,030	S *	6/2011	Chionna	D2/902
2005/0284005	A1	12/2005	Snyder	
2007/0137066	A1	6/2007	Chen	

OTHER PUBLICATIONS

Google Image Search results dated Aug. 31, 2011 for "zebra shoes". Representative first page of Google image search results for "zebra print," dated Aug. 29, 2011.

* cited by examiner

Primary Examiner — Elizabeth J Oswecki
(74) *Attorney, Agent, or Firm* — RatnerPrestia


(57) **CLAIM**

The ornamental design for zebra patterned inserts for an athletic shoe, as shown and described.

DESCRIPTION

FIG. 1 is a left view of a zebra patterned inserts for athletic shoe showing my new design;
FIG. 2 is a right view thereof;
FIG. 3 is a partially enlarged view of the lower, right end portion of the right side view of FIG. 2; and,
FIG. 4 is an top view of FIG. 1.
All sides not shown form no part of the claimed design. The broken lines shown in the drawings of FIGS. 1-4 form no part of the claimed design.

1 Claim, 2 Drawing Sheets






FIG. 1



SEE FIG. 3

FIG. 2




FIG. 3

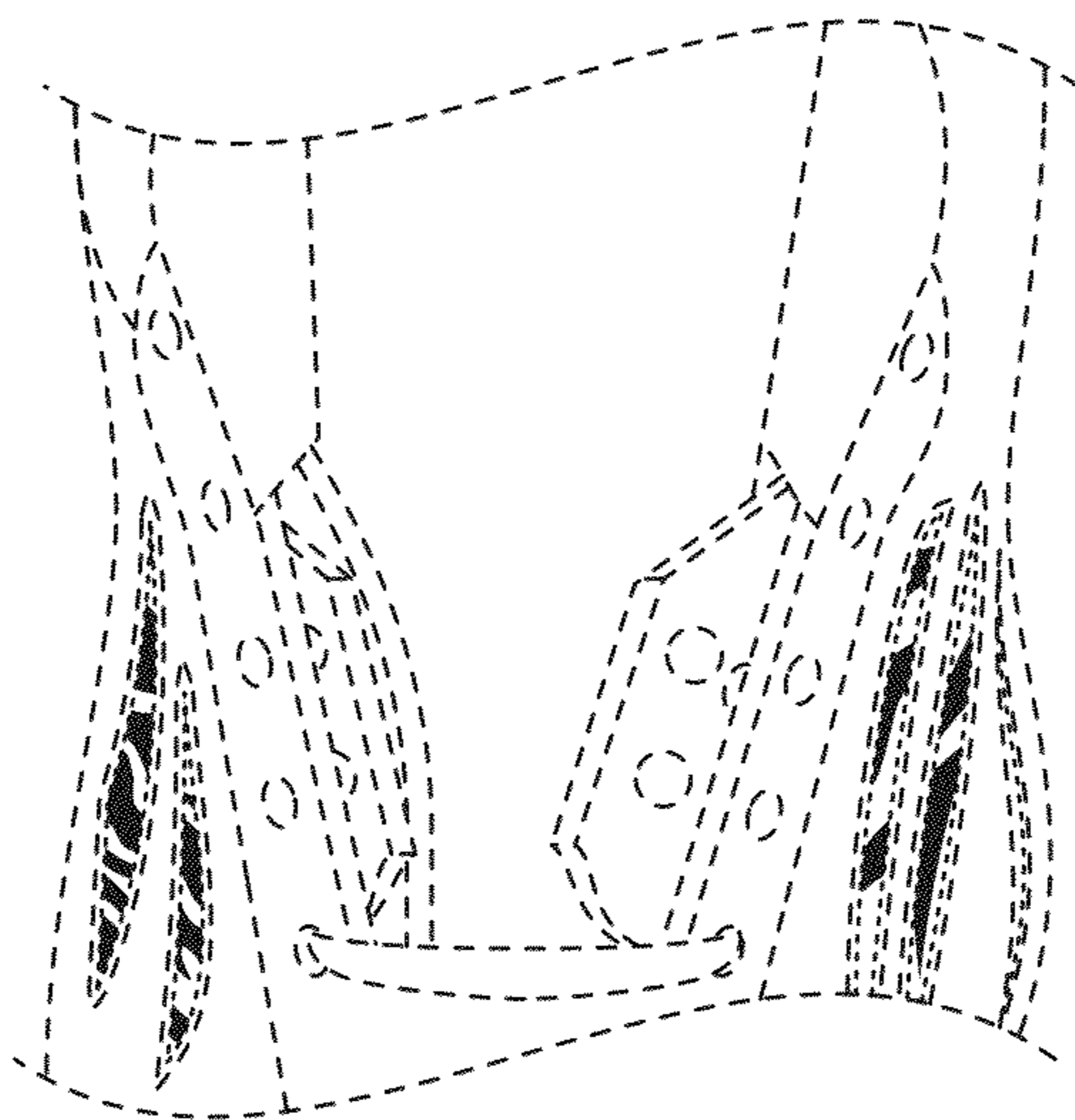


FIG. 4