



US00D685984S

(12) **United States Design Patent**
Raysse

(10) **Patent No.:** **US D685,984 S**
(45) **Date of Patent:** **** Jul. 16, 2013**

- (54) **SHOE BOTTOM**
- (71) Applicant: **David Raysse**, Los Angeles, CA (US)
- (72) Inventor: **David Raysse**, Los Angeles, CA (US)
- (73) Assignee: **Skechers U.S.A., Inc. II**, Manhattan Beach, CA (US)
- (**) Term: **14 Years**
- (21) Appl. No.: **29/445,406**
- (22) Filed: **Feb. 11, 2013**
- (51) **LOC (9) Cl.** **02-04**
- (52) **U.S. Cl.**
USPC **D2/954; D2/951; D2/955; D2/960**
- (58) **Field of Classification Search**
USPC D2/902, 906, 908, 916, 918, 925,
D2/946-962, 977; 36/3 B, 22 R, 24.5, 25 R,
36/28, 32 R, 34 R, 59 C, 67 A, 103
See application file for complete search history.

5,987,783 A *	11/1999	Allen et al.	36/127
D441,175 S	5/2001	Ritter et al.		
D452,606 S	1/2002	Lozano		
D463,901 S	10/2002	Adams et al.		
D466,682 S *	12/2002	Ortuno Santa	D2/954
D467,060 S	12/2002	Randesi et al.		
D474,588 S *	5/2003	Dean	D2/961
D475,843 S	6/2003	Miller		
D476,468 S *	7/2003	Reynolds et al.	D2/954
D478,714 S	8/2003	Recchi		
D481,527 S *	11/2003	Matis et al.	D2/955
D498,349 S	11/2004	Adams et al.		
D524,017 S *	7/2006	Burg	D2/954
D551,435 S *	9/2007	Belley et al.	D2/956
D554,337 S	11/2007	Belley et al.		
D561,436 S *	2/2008	St. Louis	D2/956
D571,542 S	6/2008	Wilken		
D572,441 S	7/2008	Moretti		

(Continued)

Primary Examiner — T. Chase Nelson
(74) *Attorney, Agent, or Firm* — Marshall A. Lerner; Marvin H. Kleinberg; Kleinberg & Lerner, LLP

(57) **CLAIM**
The ornamental design for a shoe bottom, as shown and described.

(56) **References Cited**

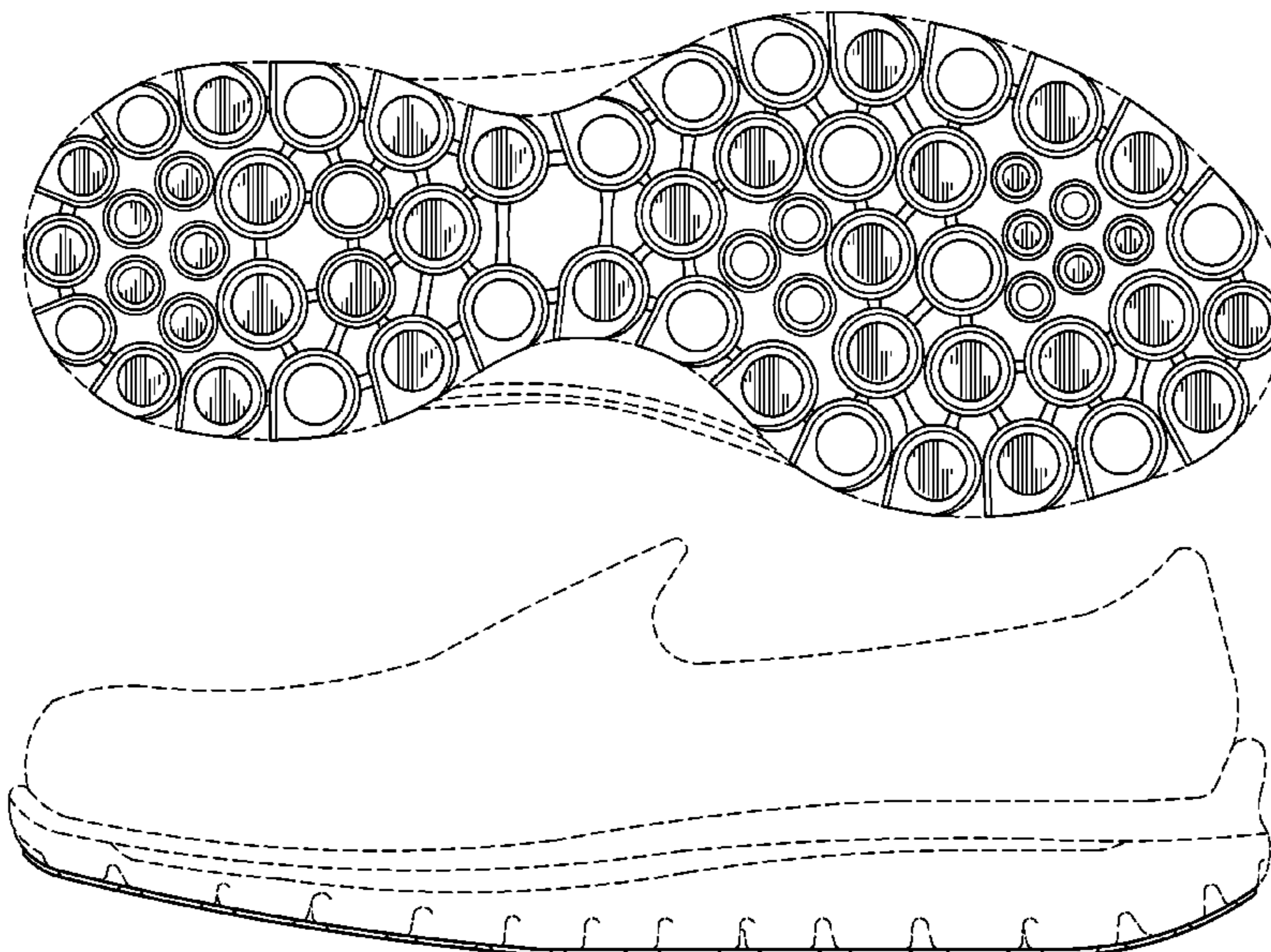
U.S. PATENT DOCUMENTS

D15,185 S	8/1884	Brooks		
D64,914 S	6/1924	McDonald		
1,524,782 A *	2/1925	Clarke	36/59 R
D68,214 S *	9/1925	McDonald	D2/955
D73,143 S *	7/1927	Oakley	D2/955
D81,915 S	9/1930	Burchfield		
D101,613 S	10/1936	Brockman		
D147,383 S	8/1947	Shaffer		
D201,865 S *	8/1965	Bingham	D2/955
D213,416 S *	3/1969	Ditmar	D2/955
D241,988 S *	10/1976	Famolare	D2/955
D245,736 S *	9/1977	Famolare, Jr.	D2/955
D248,192 S *	6/1978	Stevenson	D2/908
5,655,314 A *	8/1997	Petracci	36/3 B
D395,156 S	6/1998	Adam		
D398,746 S *	9/1998	Rask	D2/955

DESCRIPTION

FIG. 1 is a perspective view of a shoe bottom in accordance with my new design.
FIG. 2 is a bottom plan view thereof;
FIG. 3 is a left side view thereof;
FIG. 4 is a right side view thereof;
FIG. 5 is a front elevation view thereof;
FIG. 6 is a rear elevation view thereof; and,
FIG. 7 is a top plan view thereof.
Broken lines showing the remainder of the shoe in the figures are for illustrative purposes only and form no part of the claimed invention.

1 Claim, 6 Drawing Sheets



US D685,984 S

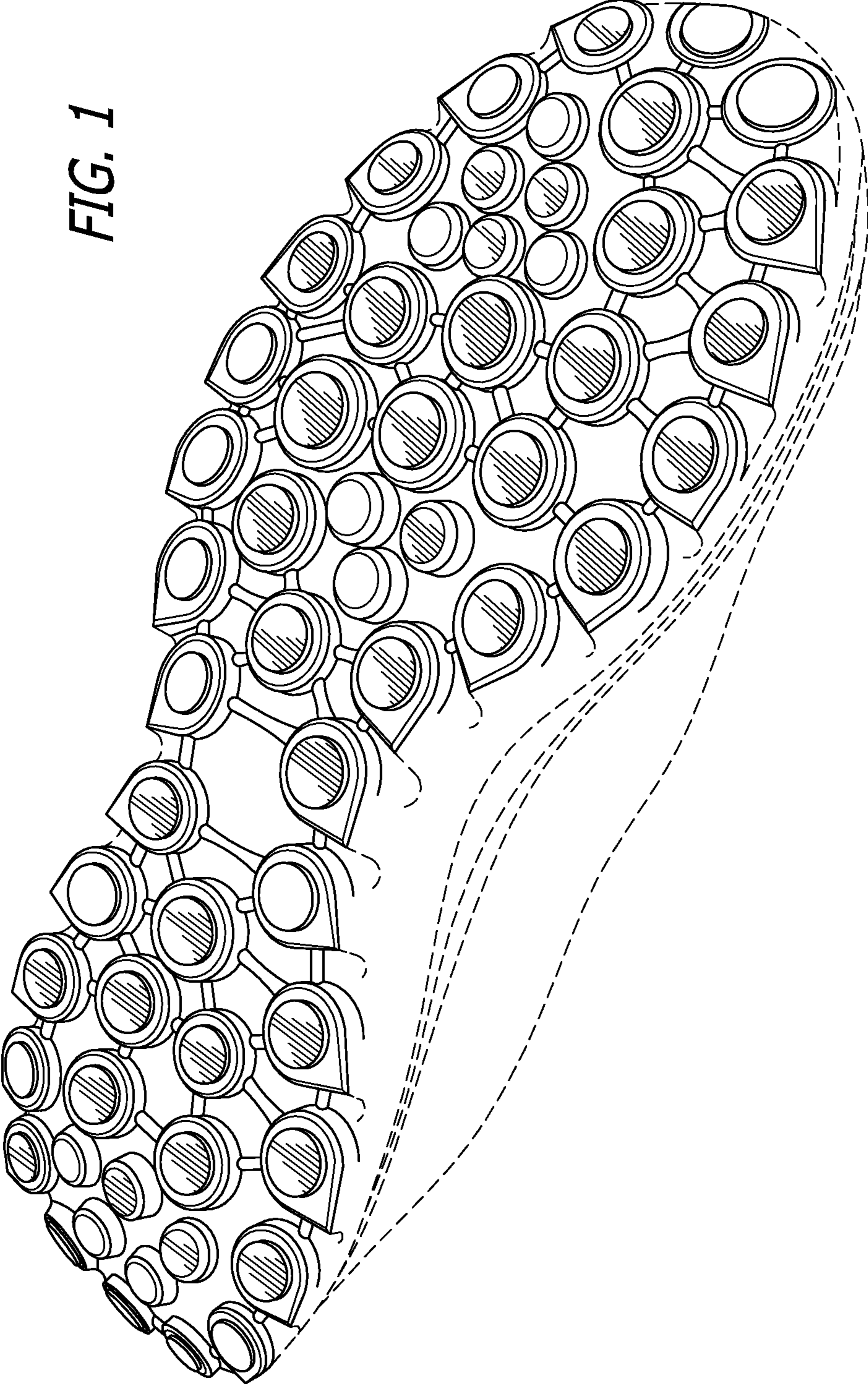
Page 2

U.S. PATENT DOCUMENTS

D573,334 S *	7/2008	Petrie	D2/954	D656,720 S	4/2012	Wawrousek	
D575,041 S	8/2008	Wilken		D661,880 S *	6/2012	Raysse	D2/947
D576,397 S	9/2008	Couder		D661,882 S	6/2012	Raysse	
D578,280 S	10/2008	Wilken		D662,295 S	6/2012	Raysse	
D583,540 S *	12/2008	Henderson	D2/955	D662,301 S *	6/2012	Raysse	D2/969
D609,894 S *	2/2010	Andersen et al.	D2/956	D662,700 S	7/2012	Raysse	
D612,141 S	3/2010	Moon		D663,927 S *	7/2012	Teng-Lee	D2/947
D616,637 S	6/2010	Taestensen		D663,929 S	7/2012	Teng-Lee	
D622,946 S	9/2010	Moon		D667,206 S	9/2012	Teng-Lee	
D625,092 S	10/2010	Moon		D667,618 S	9/2012	Raysse	
D646,872 S	10/2011	Rasmussen		D668,028 S *	10/2012	Pope	D2/947
D650,980 S	12/2011	Raysse		2008/0060228 A1 *	3/2008	Morgan et al.	36/103
D651,788 S	1/2012	Raysse		2012/0073160 A1 *	3/2012	Marvin et al.	36/28
D652,613 S	1/2012	Raysse		2013/0055596 A1 *	3/2013	Wan et al.	36/25 R
D652,614 S	1/2012	Raysse					

* cited by examiner

FIG. 1



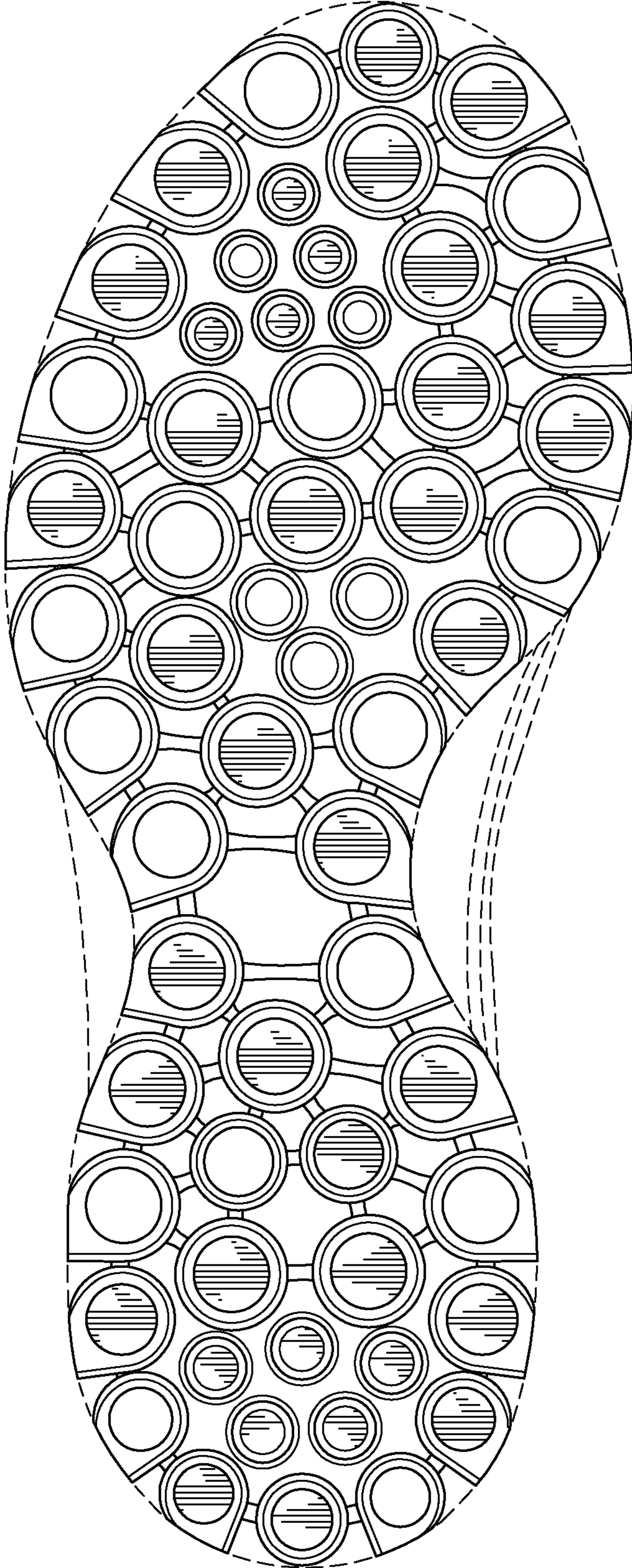


FIG. 2

FIG. 3

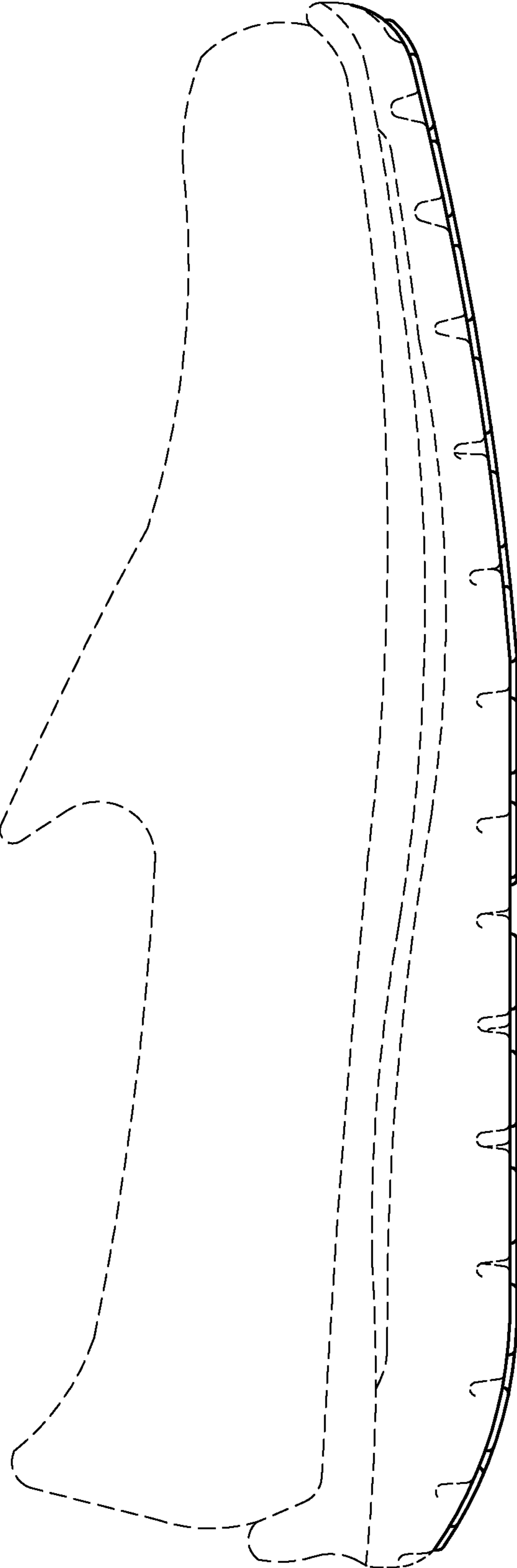


FIG. 4

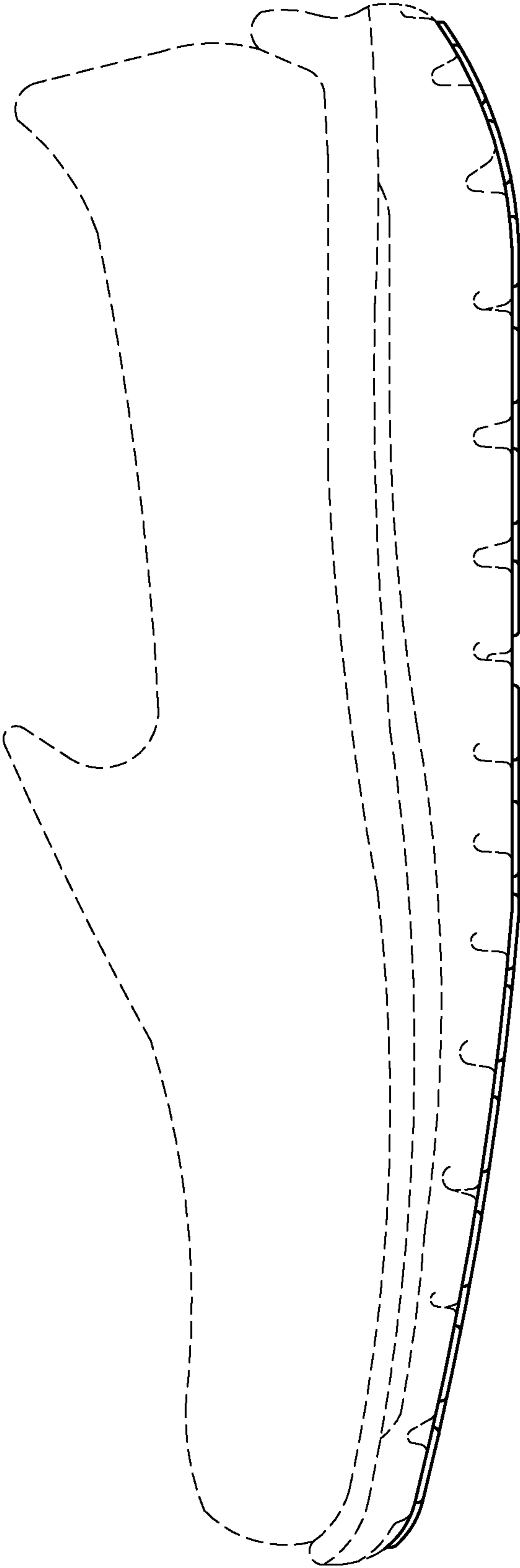


FIG. 6

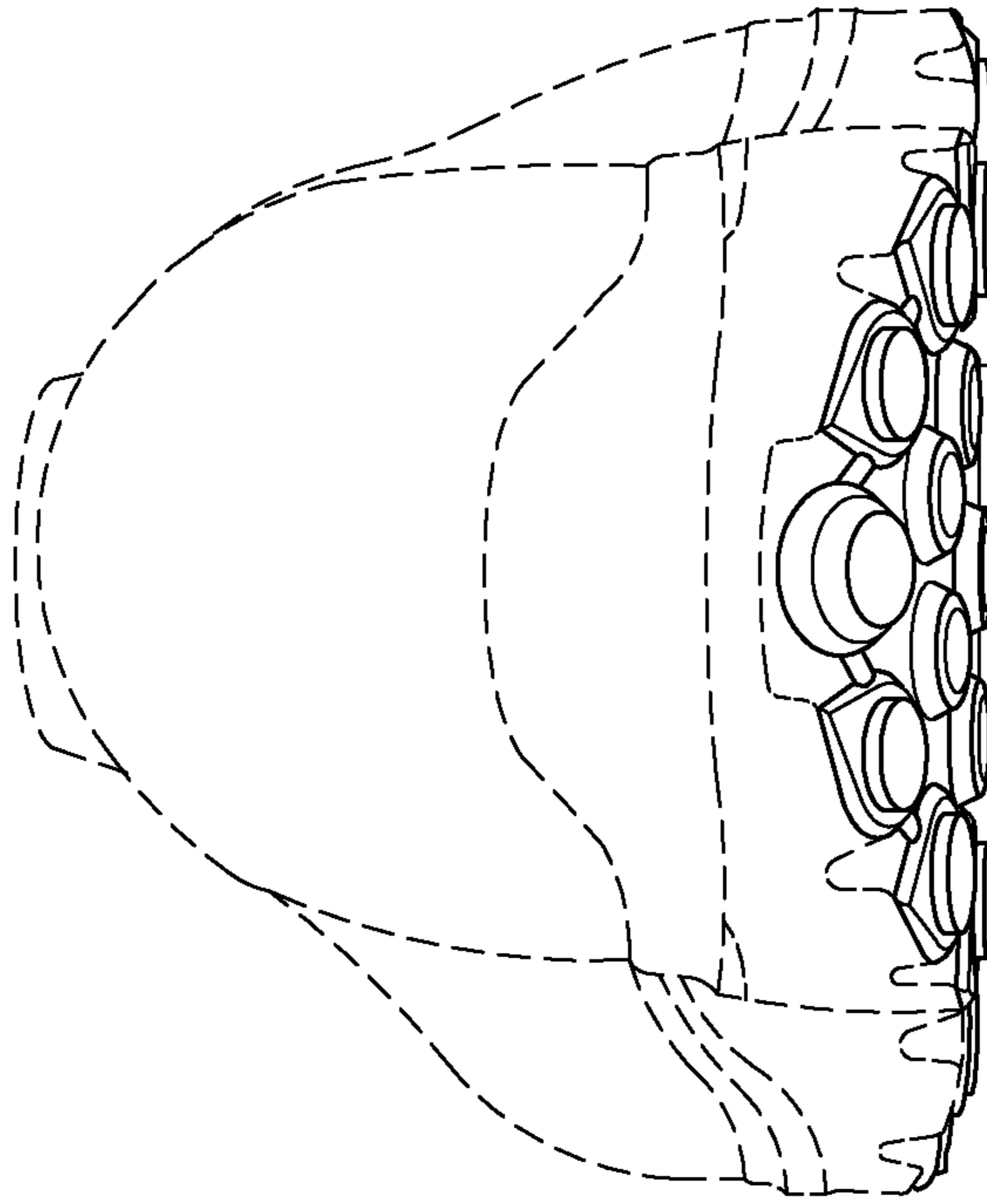
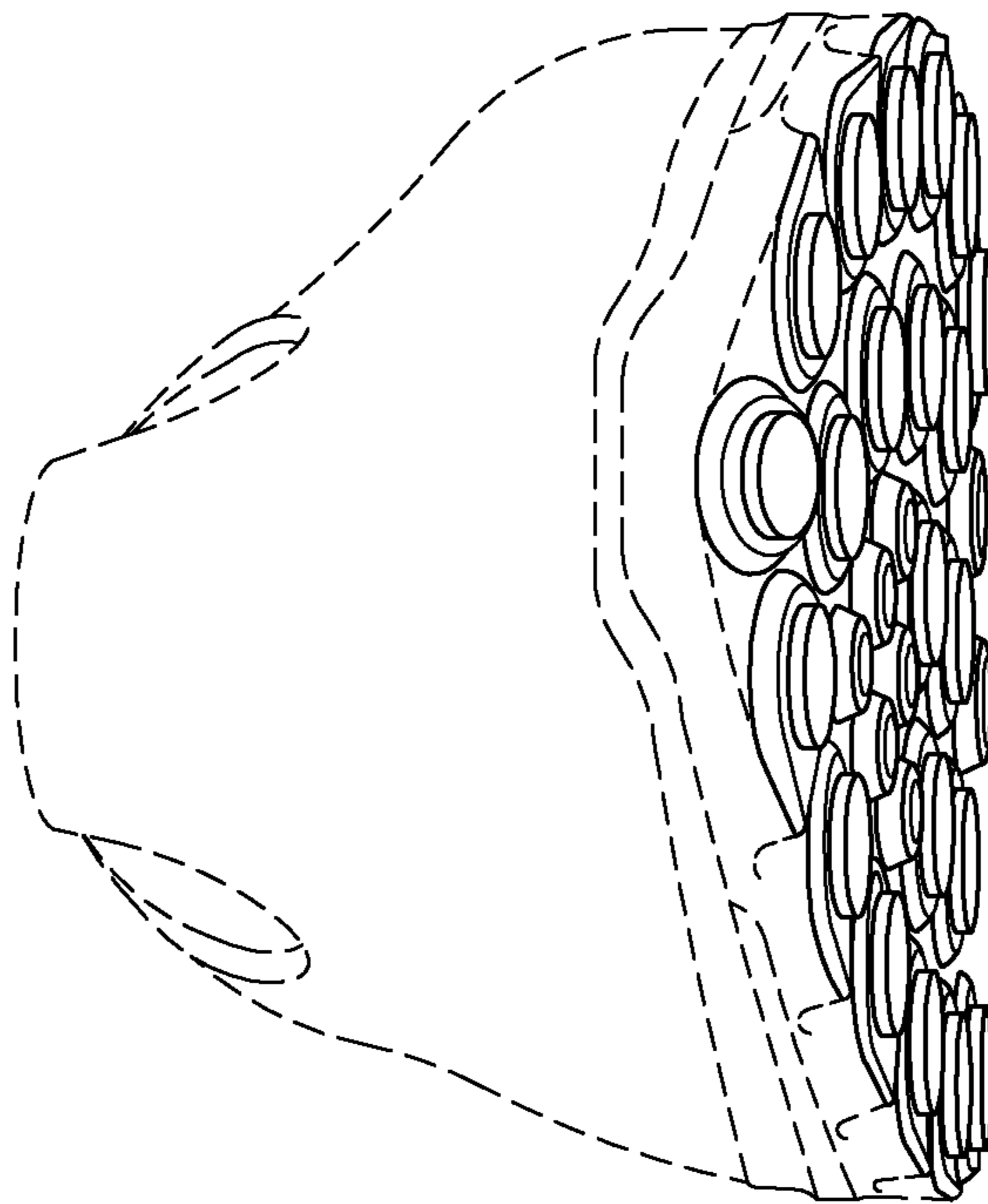


FIG. 5



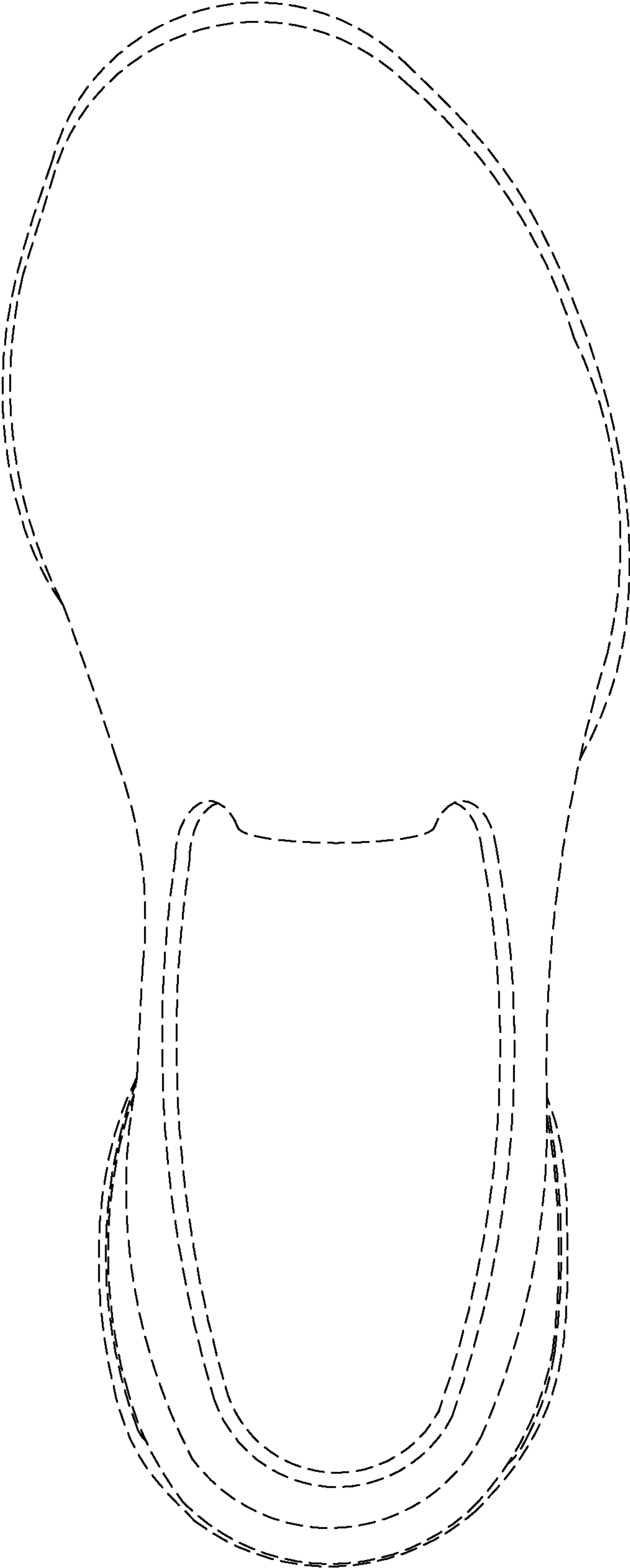


FIG. 7