



US00D685983S

(12) **United States Design Patent**
Winskowicz

(10) **Patent No.:** **US D685,983 S**
(45) **Date of Patent:** **** Jul. 16, 2013**

(54) **SHOE SOLE**

(76) Inventor: **Robert Winskowicz**, N. Andover, MA
(US)

(**) Term: **14 Years**

(21) Appl. No.: **29/395,092**

(22) Filed: **Nov. 21, 2011**

(51) **LOC (9) Cl.** **02-04**

(52) **U.S. Cl.**
USPC **D2/947; D2/951**

(58) **Field of Classification Search**
USPC D2/902, 906, 908, 916, 918, 925,
D2/946-962, 977; 36/3 B, 22 R, 24.5, 25 R,
36/28, 32 R, 34 R, 59 C, 67 A, 103
See application file for complete search history.

6,912,802 B2	7/2005	Cooper	
D582,642 S *	12/2008	Robinson et al.	D2/962
D586,989 S *	2/2009	Dave et al.	D2/956
D592,391 S *	5/2009	McMullin	D2/962
D593,736 S *	6/2009	Mochen et al.	D2/954
D631,236 S *	1/2011	Matsubara	D2/951
D639,030 S *	6/2011	Chionna	D2/902
D643,187 S *	8/2011	Hardy	D2/907
D648,103 S *	11/2011	Chionna	D2/906
D654,681 S *	2/2012	Bacon	D2/969
D661,075 S *	6/2012	Bacon et al.	D2/960
D663,936 S *	7/2012	Lane	D2/969
D671,719 S *	12/2012	LoConte	D2/909
D675,003 S *	1/2013	Leon et al.	D2/960
2005/0262733 A1 *	12/2005	Dean	36/34 R
2010/0281711 A1 *	11/2010	Vestuti et al.	36/28

* cited by examiner

Primary Examiner — T. Chase Nelson
(74) *Attorney, Agent, or Firm* — Robert K. Tendler

(56) **References Cited**

U.S. PATENT DOCUMENTS

256,544 A *	4/1882	Cable	12/142 R
D31,294 S *	7/1899	Fuller	D2/947
872,762 A *	12/1907	Shillabee	36/25 R
2,435,668 A *	2/1948	Behringer et al.	36/11.5
2,580,840 A *	1/1952	Rogndal	36/29
D178,700 S *	9/1956	Sandler	D2/918
D185,289 S *	5/1959	Kadlec	D2/914
D212,521 S *	10/1968	Herunter	D2/957
D244,886 S *	7/1977	Perser et al.	D2/914
D251,757 S *	5/1979	Pelfrey	D2/906
4,688,798 A	8/1987	Pelz	
5,301,442 A	4/1994	Williams	
D348,763 S *	7/1994	Judd et al.	D2/916
D357,570 S *	4/1995	Parisotto	D2/904
D400,694 S *	11/1998	Kang	D2/919
D414,019 S *	9/1999	Kang	D2/916
6,471,600 B2	10/2002	Tang et al.	
6,739,980 B2	5/2004	Scott et al.	
D498,902 S *	11/2004	Adams	D2/951

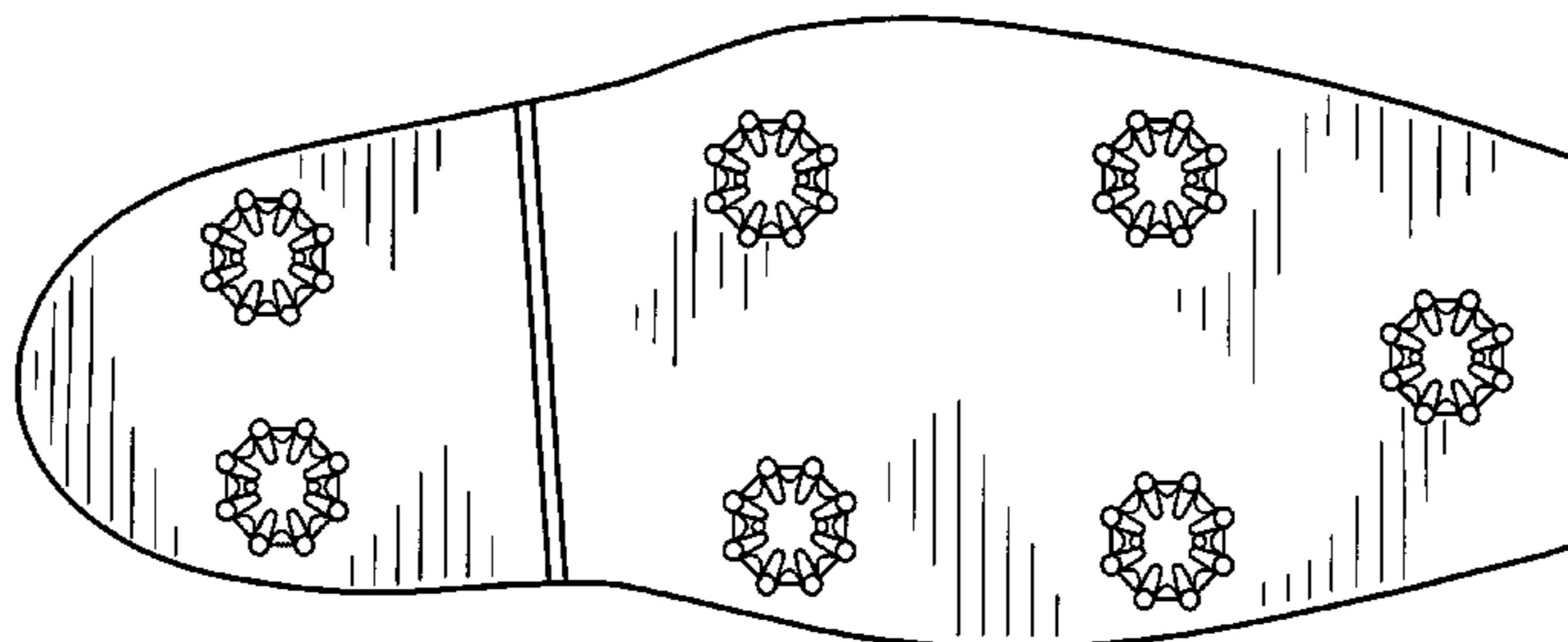

(57) **CLAIM**

The ornamental design for a shoe sole, showing my new design.

DESCRIPTION

FIG. 1 is a three-quarter front view of the shoe sole of the present invention;
FIG. 2 is a side view of the shoe sole of FIG. 1;
FIG. 3 is a top view of the shoe sole of FIG. 1;
FIG. 4 is a bottom view of the shoe sole of FIG. 1;
FIG. 5 is a front view of the shoe sole of FIG. 1; and,
FIG. 6 is a rear view of the shoe sole of FIG. 1.
The broken lines immediately adjacent the shoe sole represent unclaimed boundaries of this design. The broken lines showing the remainder of the shoe are for environmental purposes only and form no part of the claimed design.

1 Claim, 5 Drawing Sheets



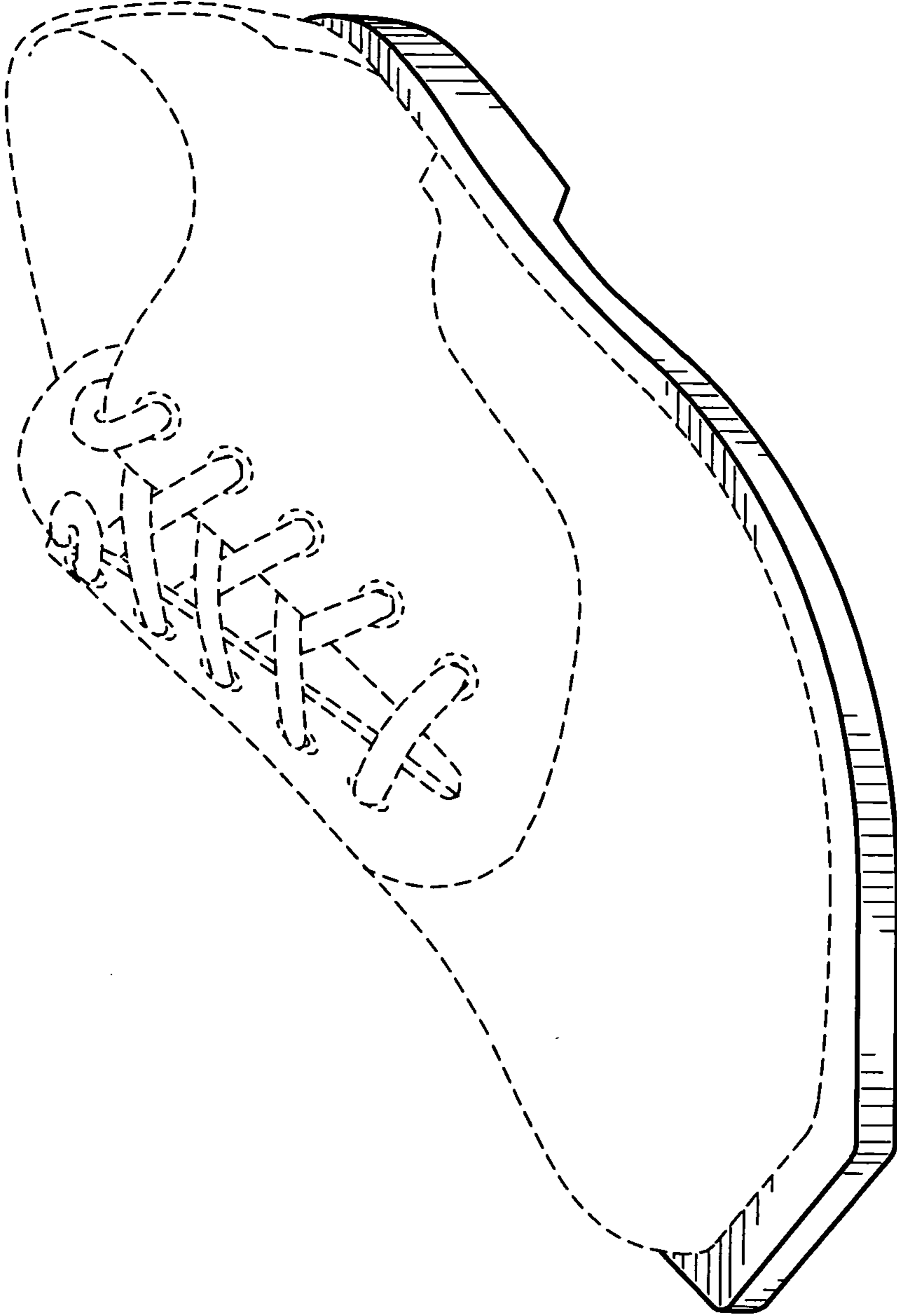


Fig. 1

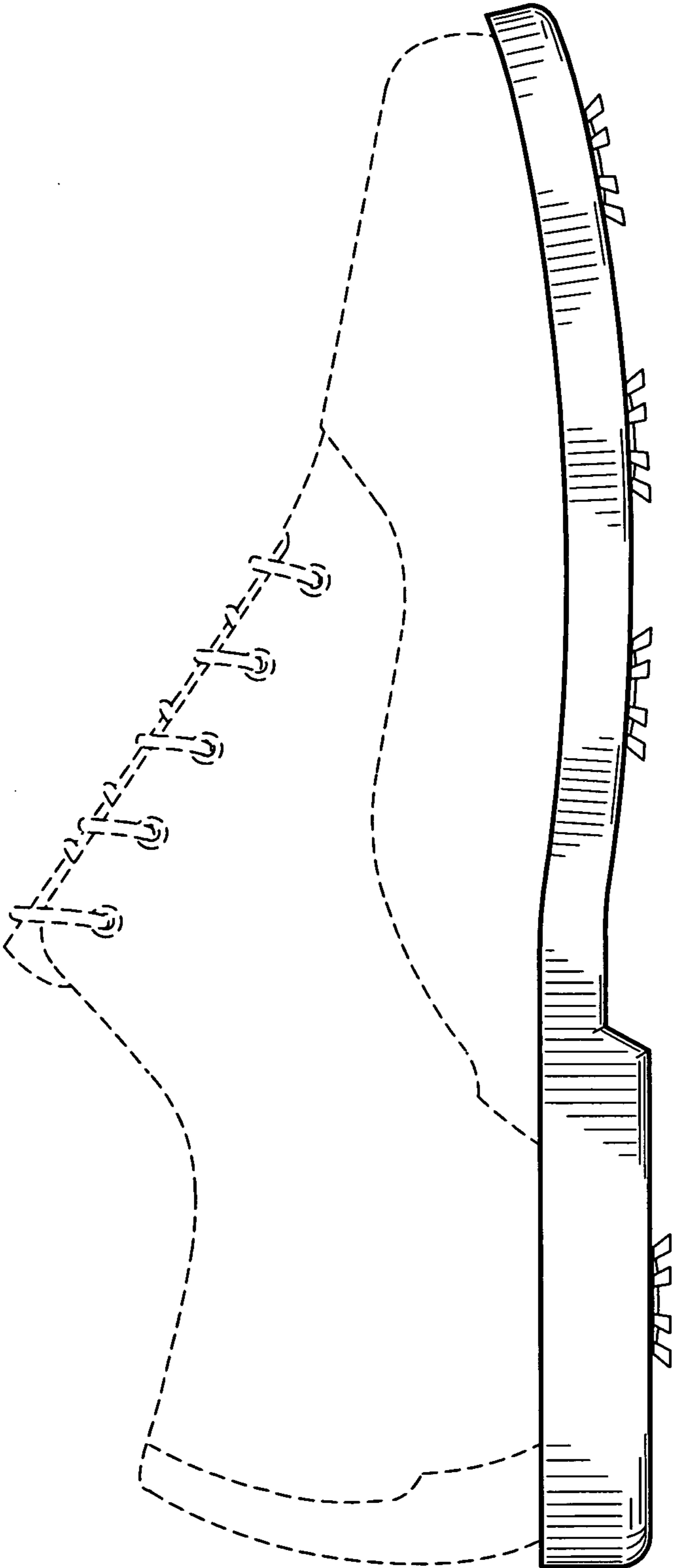


Fig. 2

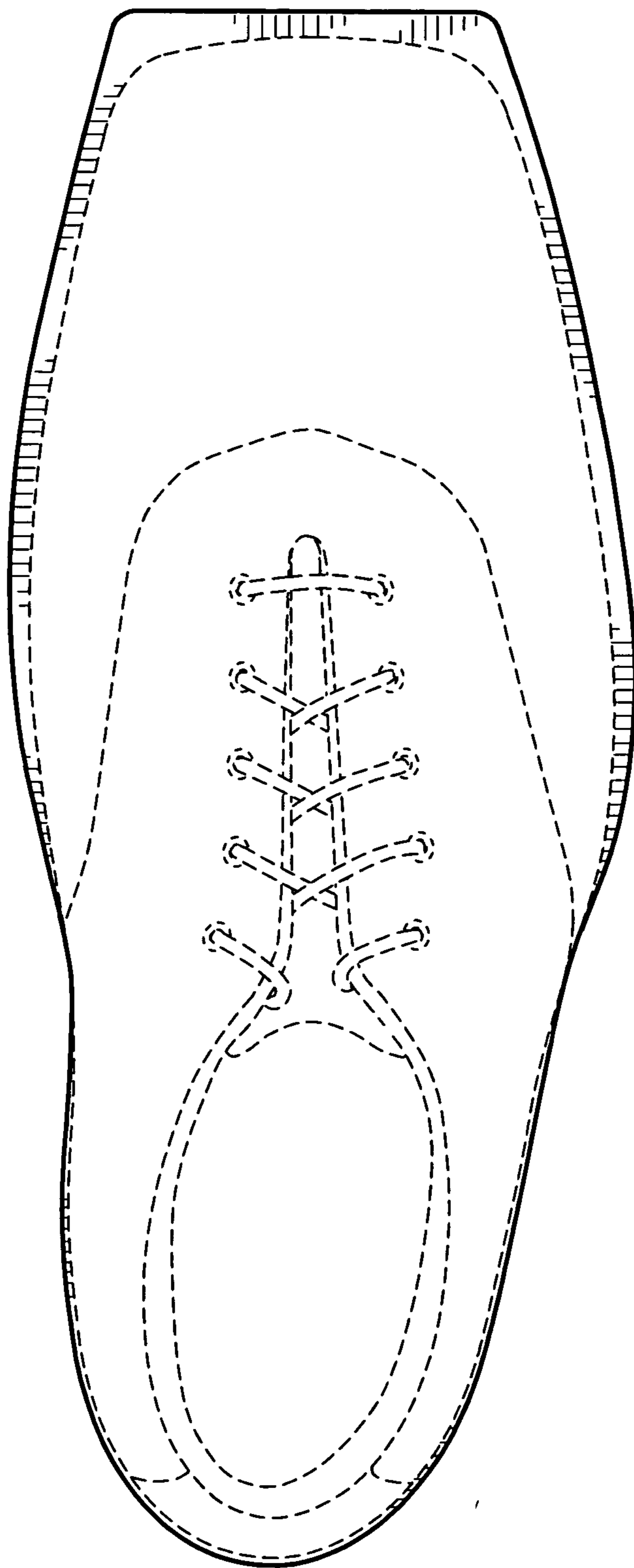


Fig. 3

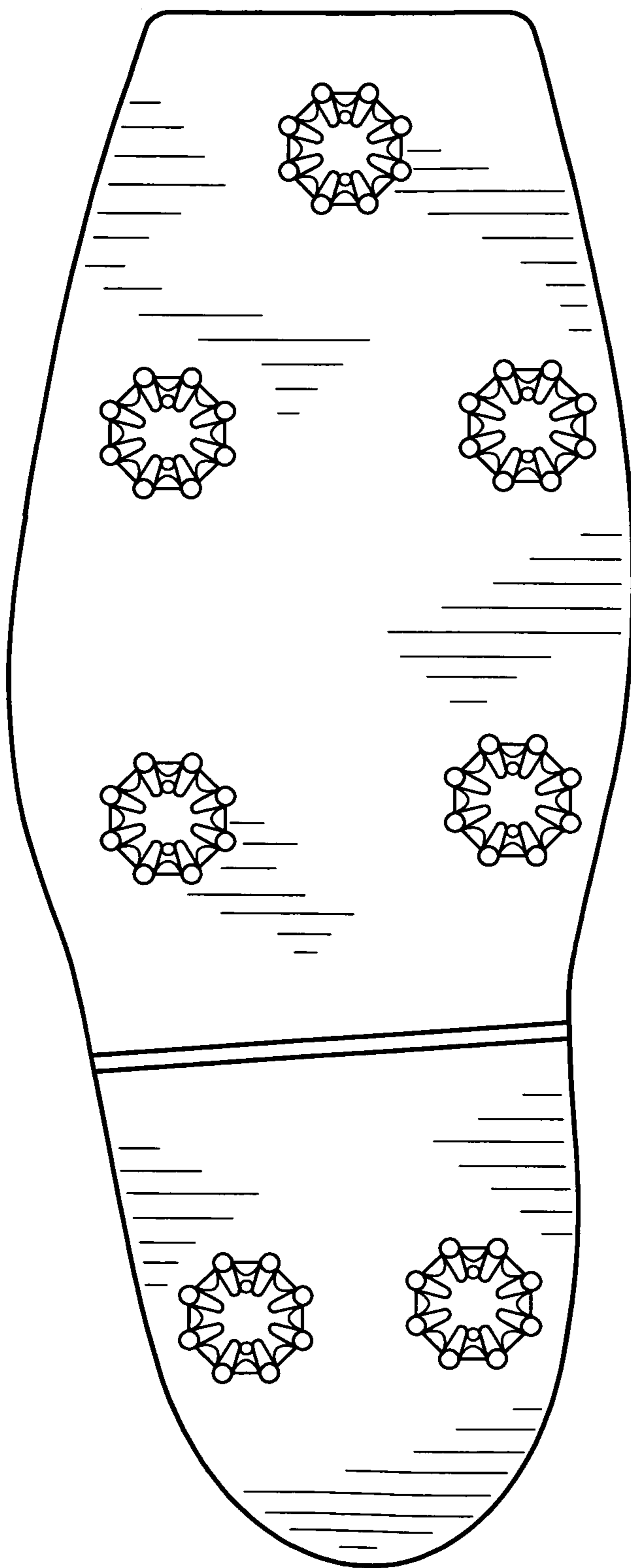


Fig. 4

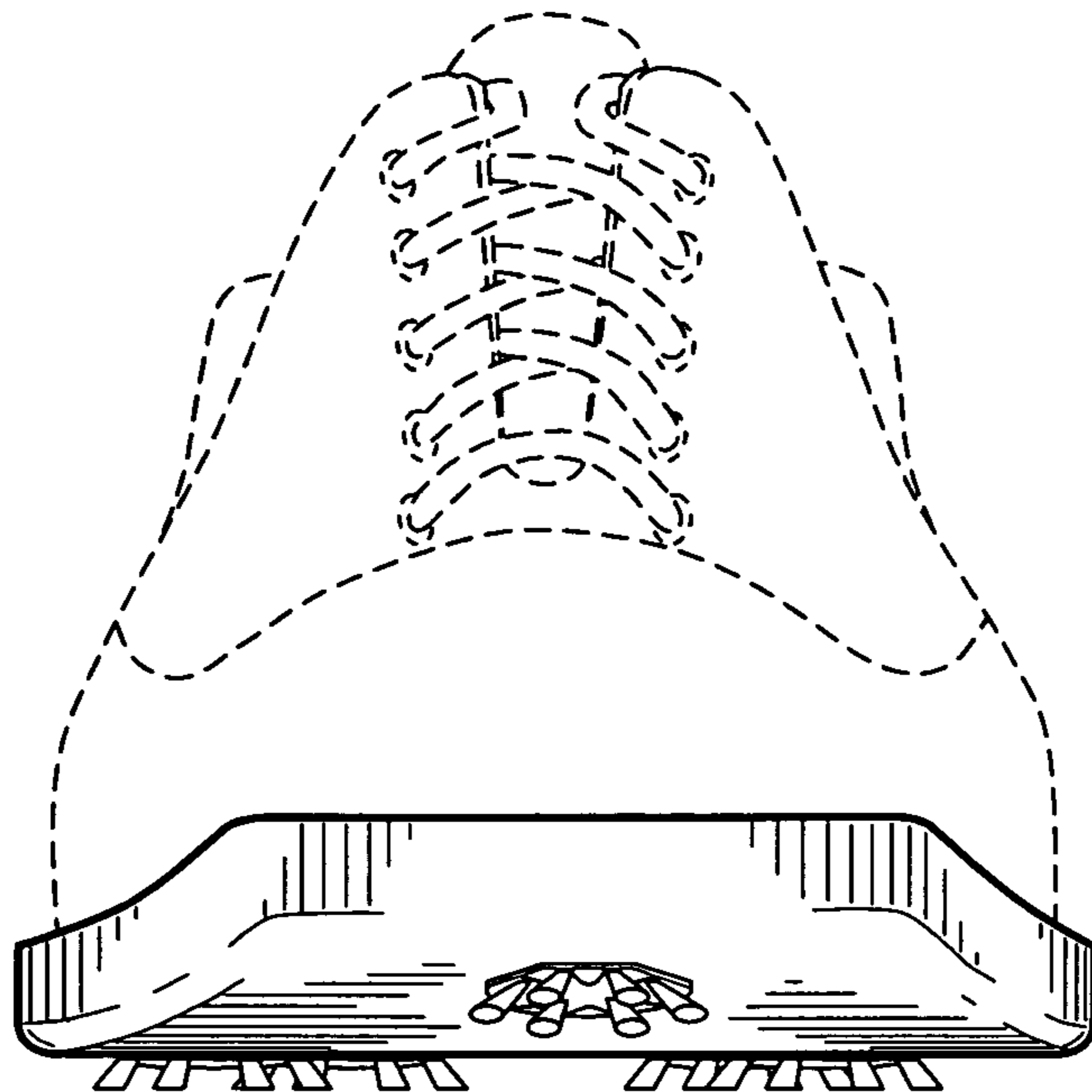


Fig. 5

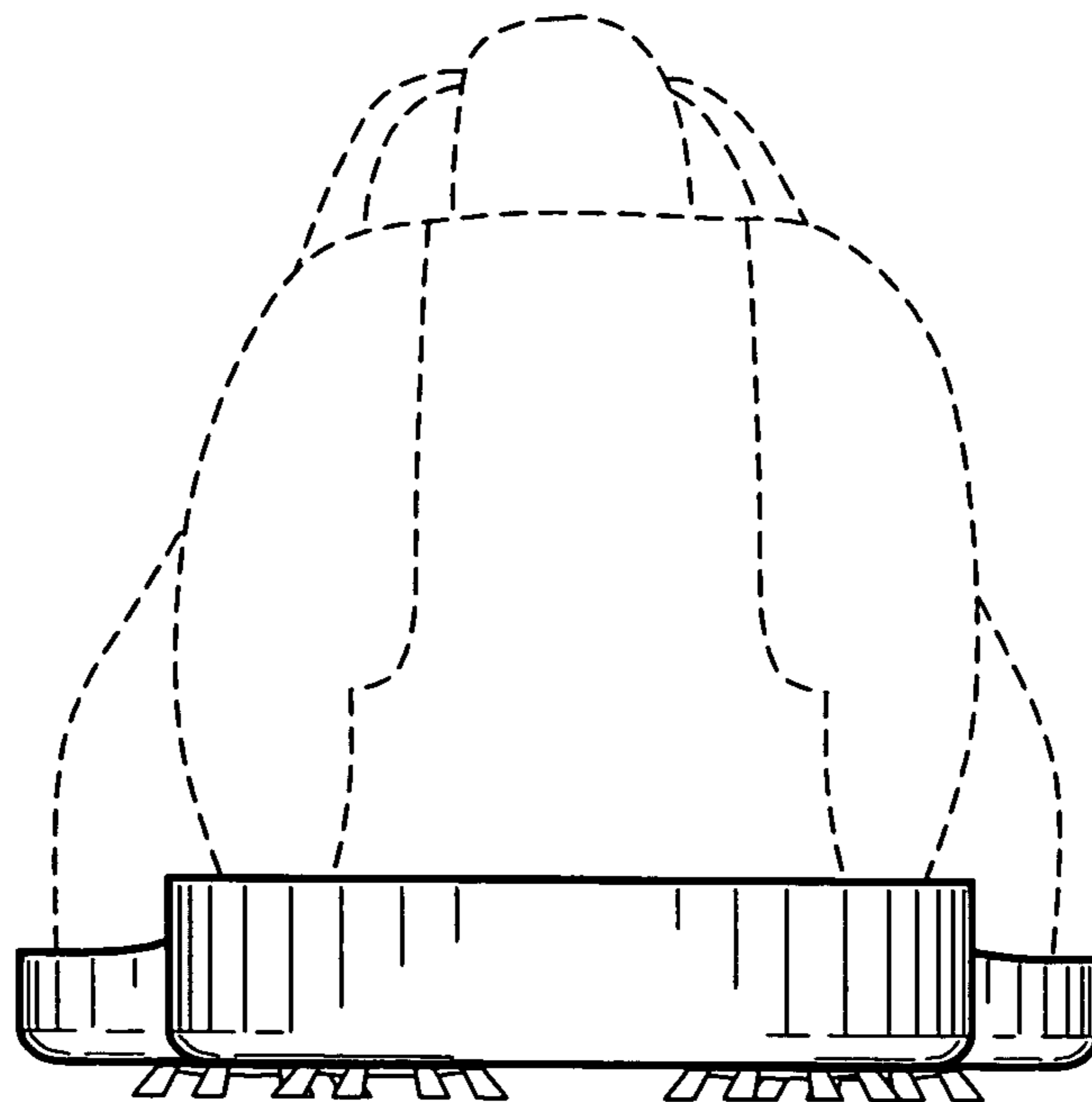


Fig. 6