



US00D685959S

(12) **United States Design Patent**
Paculdo

(10) **Patent No.:** **US D685,959 S**

(45) **Date of Patent:** **** Jul. 9, 2013**

(54) **CAT SCRATCHER**

(75) **Inventor:** **Sara Paculdo**, San Francisco, CA (US)

(73) **Assignee:** **Worldwise, Inc.**, San Rafael, CA (US)

(**) **Term:** **14 Years**

(21) **Appl. No.:** **29/429,896**

(22) **Filed:** **Aug. 17, 2012**

(51) **LOC (9) Cl.** **30-99**

(52) **U.S. Cl.**
USPC **D30/160**

(58) **Field of Classification Search**
USPC D30/160; 119/702, 706-711
See application file for complete search history.

(56) **References Cited**

U.S. PATENT DOCUMENTS

2,005,817	A *	6/1935	Yoder	119/706
2,894,487	A *	7/1959	Goldson	119/706
2,997,019	A *	8/1961	Bryson	119/706
4,177,763	A *	12/1979	Cook	119/706

4,253,423	A *	3/1981	Kaplan	119/706
D361,876	S *	8/1995	Northrop et al.	D30/160
7,171,922	B2 *	2/2007	Lipscomb et al.	119/706
D545,007	S *	6/2007	Northrop	D30/160
D648,079	S *	11/2011	Haaf	D30/160

* cited by examiner

Primary Examiner — Cathy A MacCormac

(74) *Attorney, Agent, or Firm* — Bay Area Technology Law Group PC

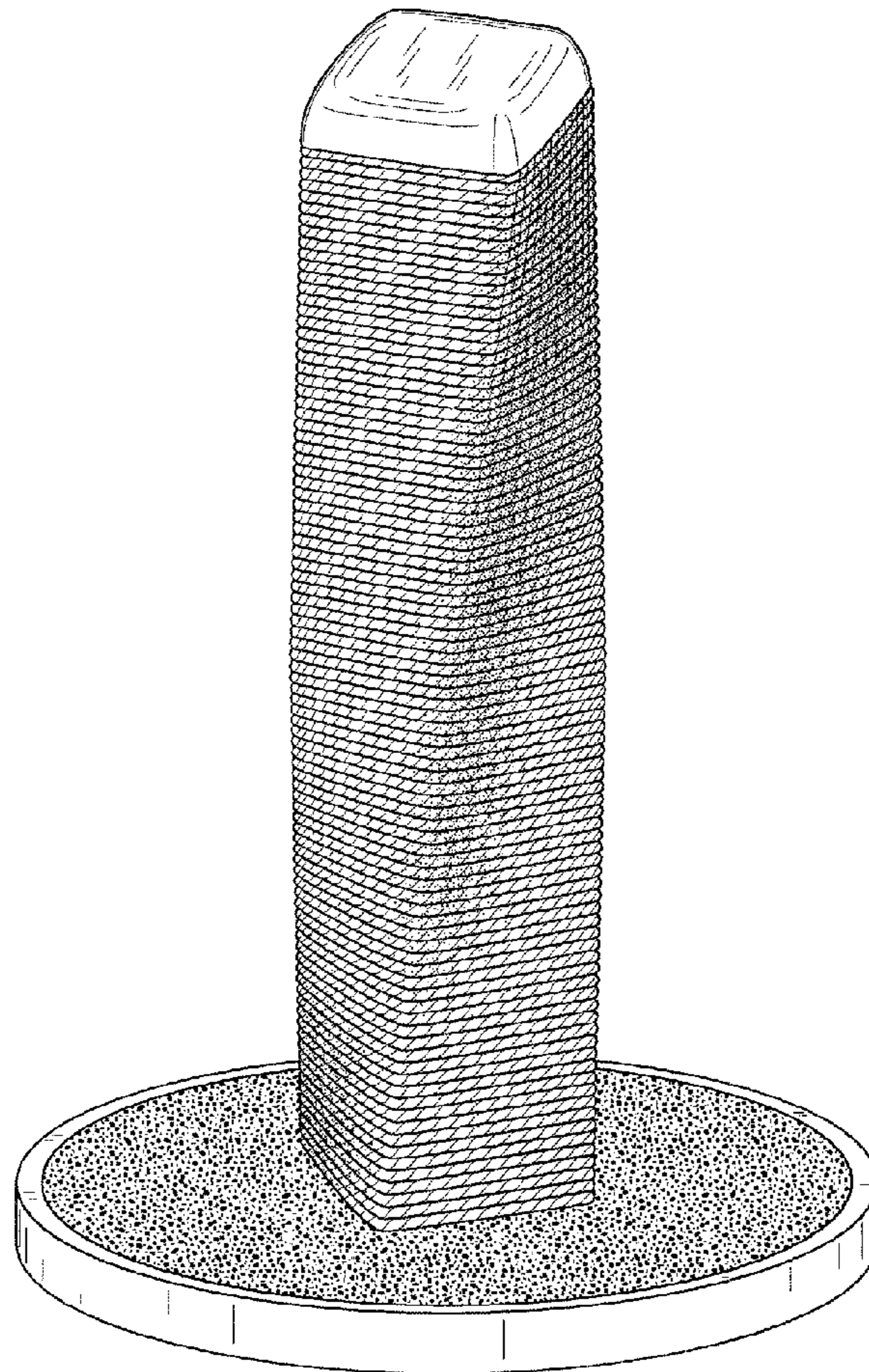
(57) **CLAIM**

The ornamental design for a cat scratcher, as shown and described.

DESCRIPTION

FIG. 1 is a perspective view of a cat scratcher showing my new design;
FIG. 2 is a side view of FIG. 1;
FIG. 3 is a top plan view of FIG. 1; and,
FIG. 4 is a bottom plan view of FIG. 1.
The broken lines are for illustration only and form no part of the claimed design.

1 Claim, 3 Drawing Sheets



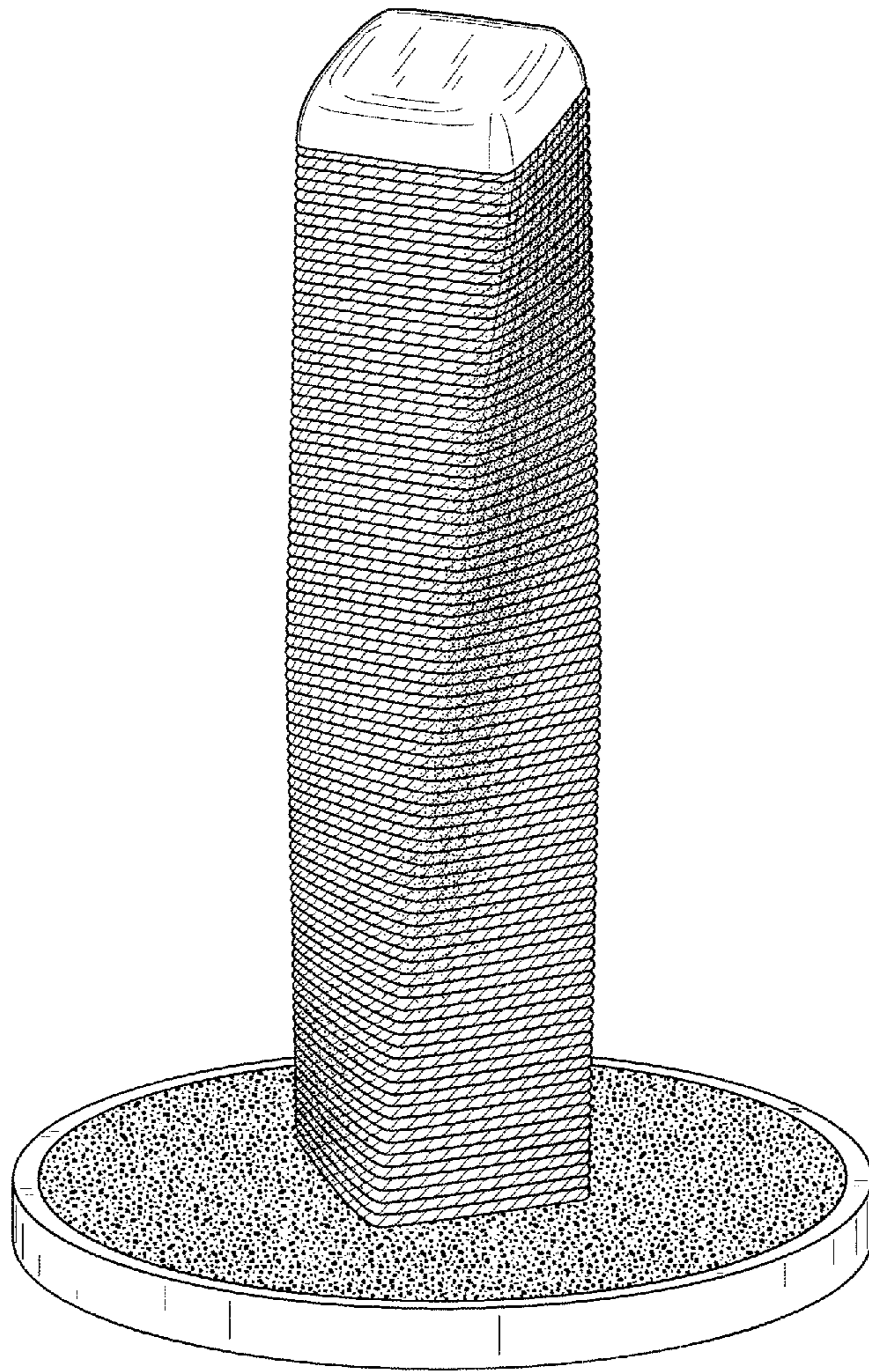


FIG. 1




FIG. 2

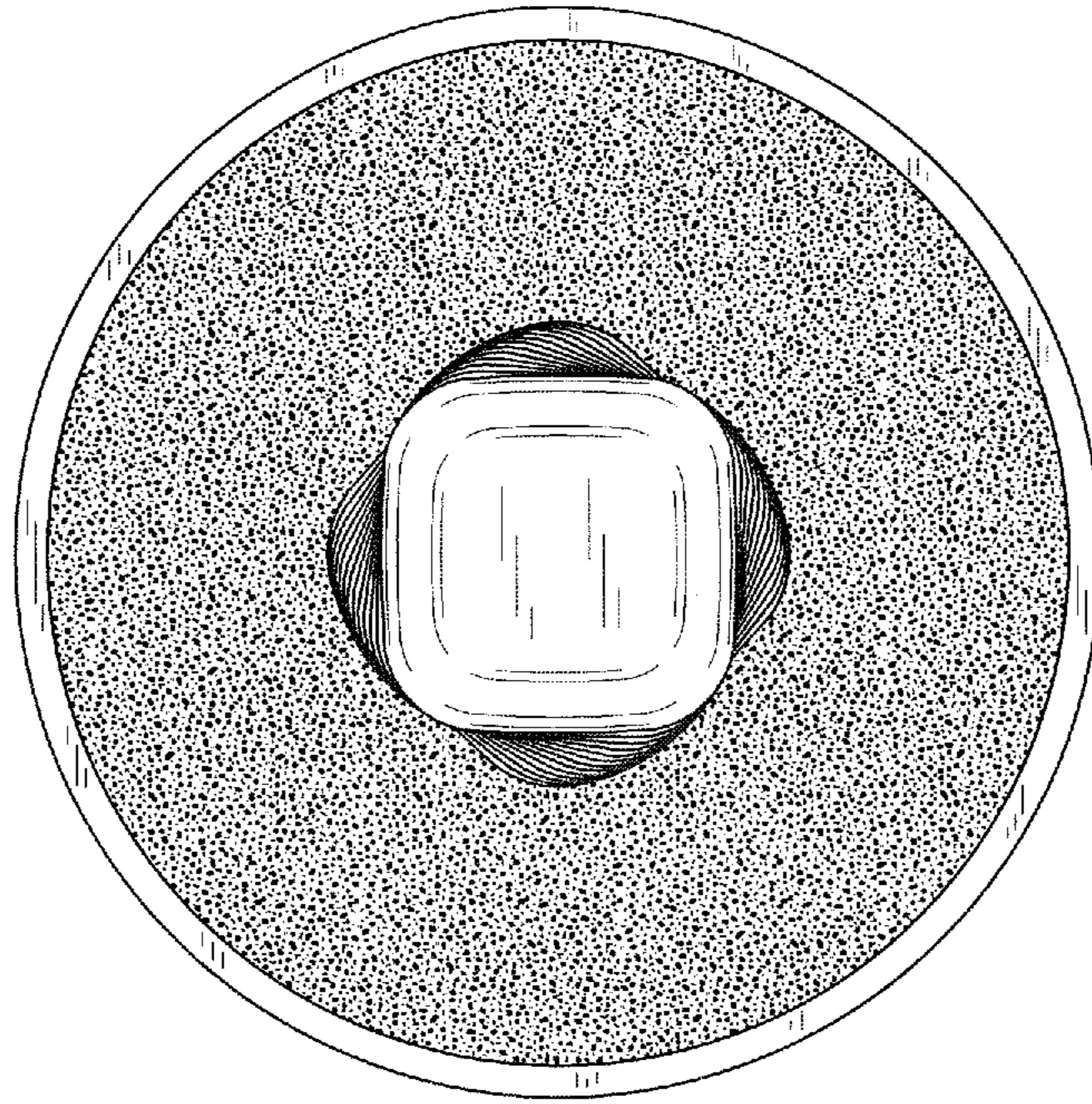


FIG. 3

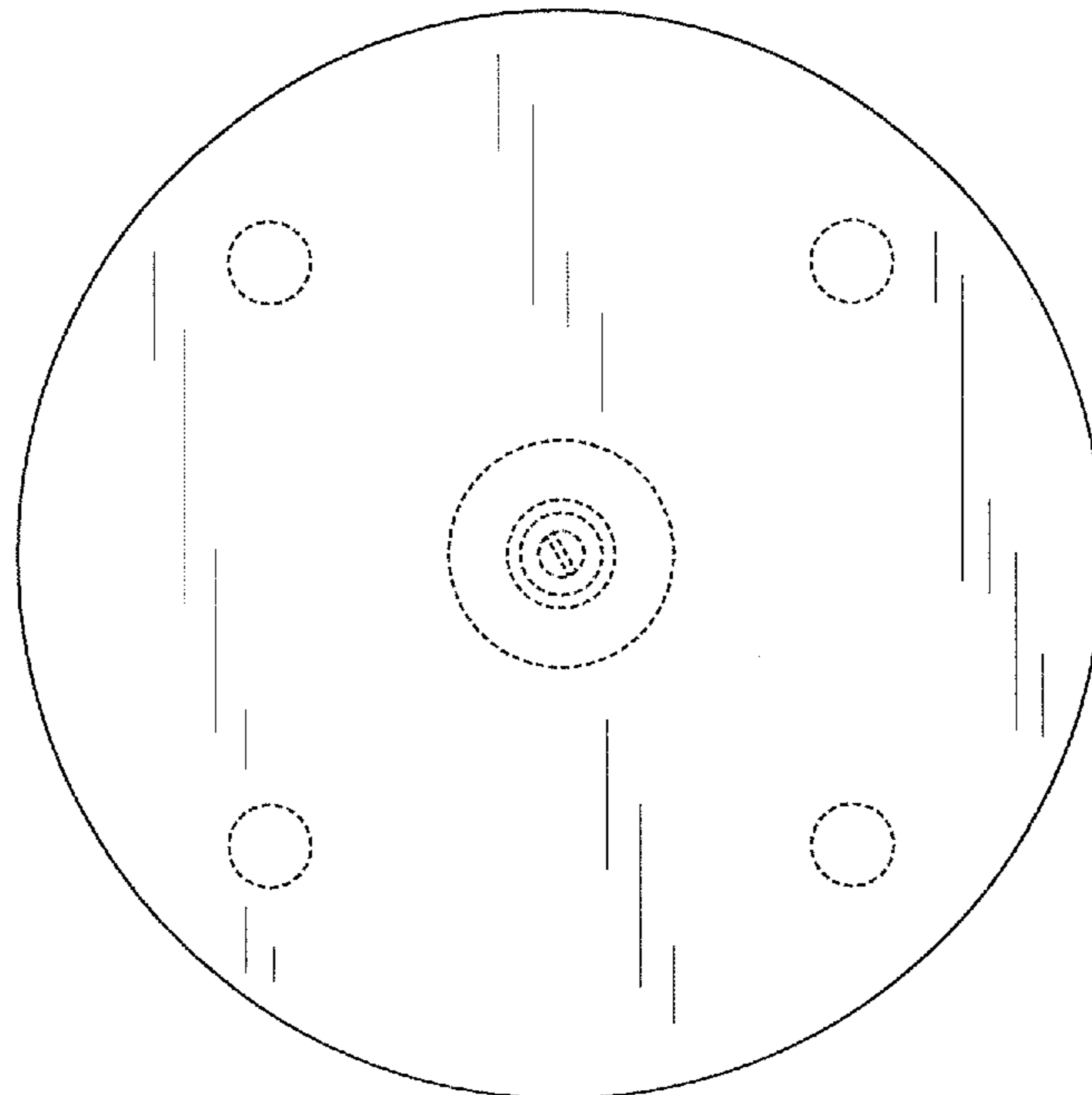


FIG. 4