



US00D685956S

(12) **United States Design Patent**
Zhu et al.

(10) **Patent No.:** **US D685,956 S**
(45) **Date of Patent:** **** Jul. 9, 2013**

(54) **MINI RETRACTOR**

43/42.45, 42.39, 42.47, 42.46, 42.48, 42.19;
30/321, 155, 294, 317

(75) Inventors: **Haiyuan Zhu**, Suzhou (CN); **Xinggen Huang**, Suzhou (CN)

See application file for complete search history.

(73) Assignee: **Suzhou Petmate Industry & Trade Co., Ltd.**, Suzhou (CN)

(56) **References Cited**

(**) Term: **14 Years**

U.S. PATENT DOCUMENTS

(21) Appl. No.: **29/407,820**

D124,073	S	*	12/1940	Gottlieb	D30/153
D128,606	S	*	8/1941	Stickell	D30/153
2,919,676	A	*	1/1960	Schneider	119/796
3,198,175	A	*	8/1965	Dean	119/796
3,233,591	A	*	2/1966	Rogers et al.	119/796
3,318,288	A	*	5/1967	Mullritter	119/796
4,018,189	A	*	4/1977	Umphries et al.	119/794
4,165,713	A	*	8/1979	Brawner et al.	119/794
4,394,993	A	*	7/1983	Stamboulian et al.	242/378.4
4,427,163	A	*	1/1984	Kondziola	242/373
4,562,792	A	*	1/1986	Pak et al.	119/797

(22) Filed: **Dec. 2, 2011**

(30) **Foreign Application Priority Data**

Jun. 2, 2011 (CN) 2011 3 0155551

(Continued)

(51) **LOC (9) Cl.** **30-04**

Primary Examiner — Susan Moon Lee

(52) **U.S. Cl.**

(74) *Attorney, Agent, or Firm* — Oliff & Berridge, PLC

USPC **D30/153**

(58) **Field of Classification Search**

(57) **CLAIM**

The ornamental design for a mini retractor, as shown and described.

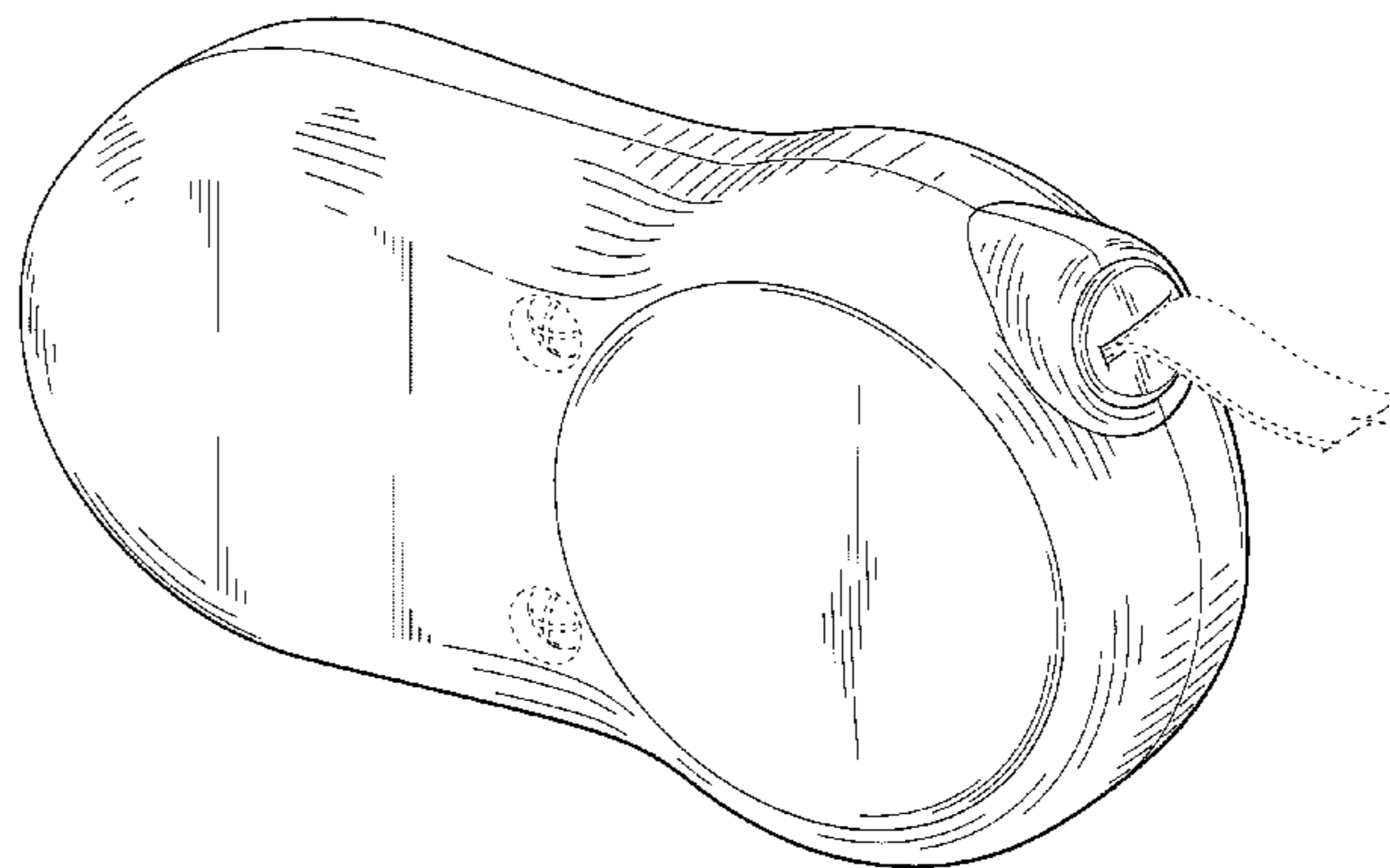
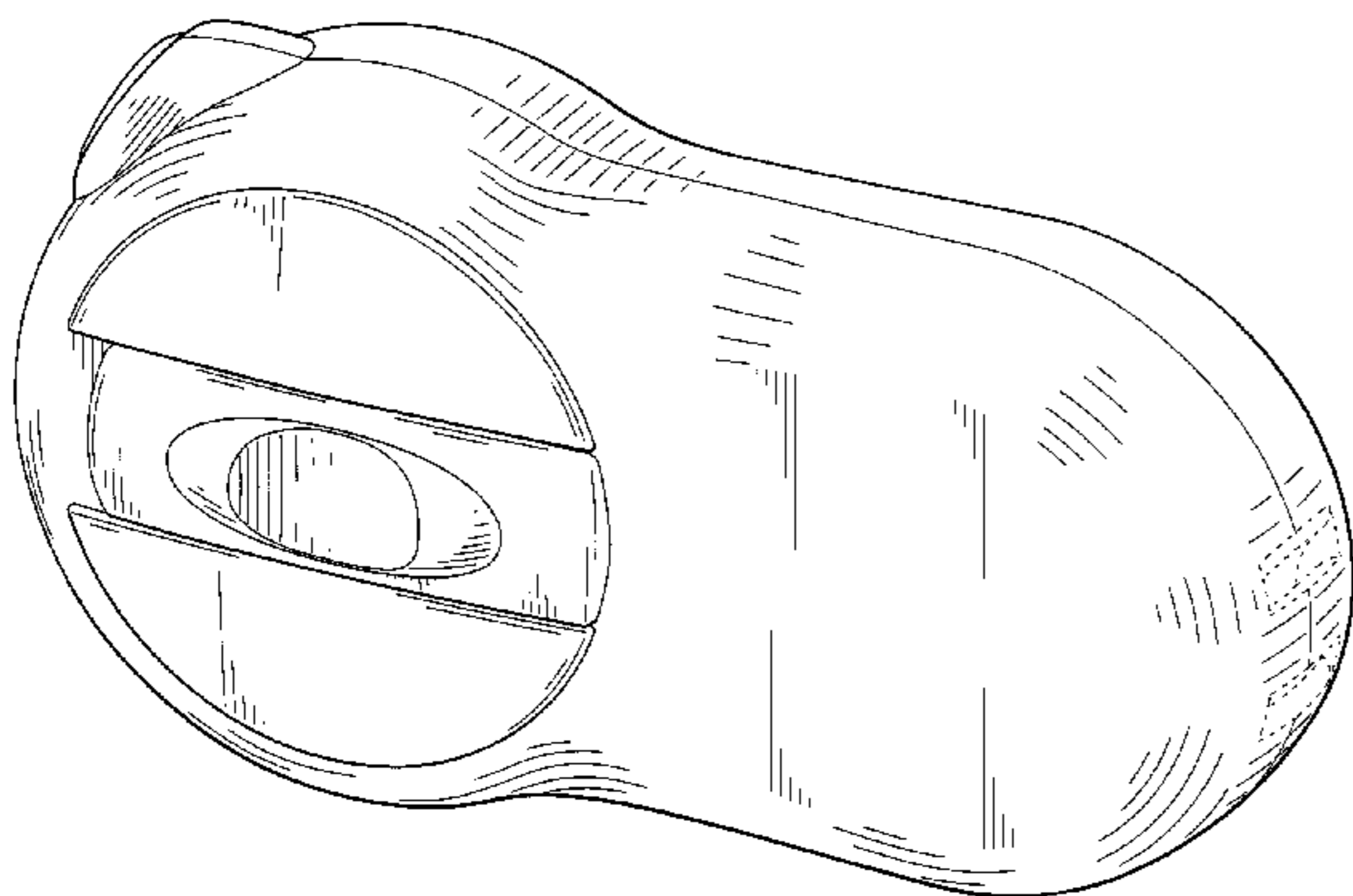
USPC . D30/151-155, 144, 199, 160; 119/792-798, 119/850, 855-859, 863-865, 654, 905, 907, 119/815, 712, 802, 784, 769, 760; 242/381.1-381.2, 385.4, 378.3, 376.1, 385.1, 242/916, 601, 570, 405, 404, 371, 223, 170, 242/388.1, 405.2, 377, 381.3, 381.6, 405.3, 242/388.6, 384.7, 382, 396.1, 404.1, 380, 242/395; 362/108; 33/767, 769, 414, 761; D12/400; D3/229, 230, 207, 208; 40/1.5, 40/455, 640, 303; 206/63.3, 459.5, 702, 408; D6/515; D8/358, 360, 347, 360.1, 359, 356, D8/DIG. 1, 18, 98, 99, 38; D24/145; D10/57, D10/104, 72; D20/28; 224/666, 678; 16/445; 283/74, 70; D11/232; 24/163 K, 122.3; 428/3, 428/4; 54/76; 63/29.1; 191/12.2 R, 12.4; D13/154, 153, 137.4, 155; D19/69, 67, 35, D19/65, 72, 99; 379/438; 446/26; 473/576; D22/140, 126-133; 174/135; 439/504, 13, 439/501; D34/33; 188/83, 82.1, 65.1; 254/134.3 FT; D29/124; D26/37, 38; 43/42.28, 42.35,

DESCRIPTION

FIG. 1 is a top, front, right-side perspective view of a mini retractor;
FIG. 2 is a front view thereof;
FIG. 3 is a top view thereof;
FIG. 4 is a right-side view thereof;
FIG. 5 is a left-side view thereof;
FIG. 6 is a rear view thereof;
FIG. 7 is a bottom view thereof;
FIG. 8 is a top, rear, left-side perspective view thereof; and, FIG. 9 is another top, rear, left-side perspective view thereof that illustrates an unclaimed strap portion protruding therefrom.

Broken lines and unshaded portions contained within broken line are not claimed.

1 Claim, 8 Drawing Sheets



US D685,956 S

Page 2

U.S. PATENT DOCUMENTS

D328,097 S *	7/1992	Czech	D19/69	D600,751 S *	9/2009	Gallay	D19/69
D457,564 S *	5/2002	Kimura	D19/53	D603,903 S *	11/2009	Gallay	D19/69
6,419,175 B1 *	7/2002	Rankin, VI	242/373	D607,055 S *	12/2009	Koreska	D19/69
D475,744 S *	6/2003	De Man et al.	D19/69	D607,056 S *	12/2009	Kinugasa et al.	D19/69
D485,302 S *	1/2004	Bain	D19/69	D621,562 S *	8/2010	Marshall	D30/153
D494,623 S *	8/2004	Huang	D19/69	D638,321 S *	5/2011	Herrera	D10/72
D543,238 S *	5/2007	Suzuki	D19/69	D638,727 S *	5/2011	Hagstrom et al.	D10/72
D544,543 S *	6/2007	Ono	D19/69	D640,322 S *	6/2011	Kouda	D19/69
D550,774 S *	9/2007	Kinugasa et al.	D19/69	D640,742 S *	6/2011	Booty, Jr.	D19/69
D570,233 S *	6/2008	Levinson et al.	D10/65	8,001,933 B2 *	8/2011	Robley et al.	119/792
D570,918 S *	6/2008	Rushe	D19/69	D648,393 S *	11/2011	Kai et al.	D19/69
D573,046 S *	7/2008	Levinson	D10/70	D656,549 S *	3/2012	Packard et al.	D19/69
D574,432 S *	8/2008	Kouda	D19/69	D663,775 S *	7/2012	Hsu	D19/69
D574,892 S *	8/2008	Kouda	D19/69	8,230,822 B2 *	7/2012	Smith	119/794
D577,772 S *	9/2008	Chue	D19/69	8,347,824 B2 *	1/2013	Marshall	119/794
D579,499 S *	10/2008	Rushe et al.	D19/69	2007/0151805 A1 *	7/2007	Betcher et al.	182/239
D580,984 S *	11/2008	Kouda	D19/69	2008/0017134 A1 *	1/2008	Robley et al.	119/796
D588,645 S *	3/2009	Burton et al.	D19/69	2011/0041778 A1 *	2/2011	Le Croix	119/796
D598,498 S *	8/2009	Kinugasa et al.	D19/69					

* cited by examiner

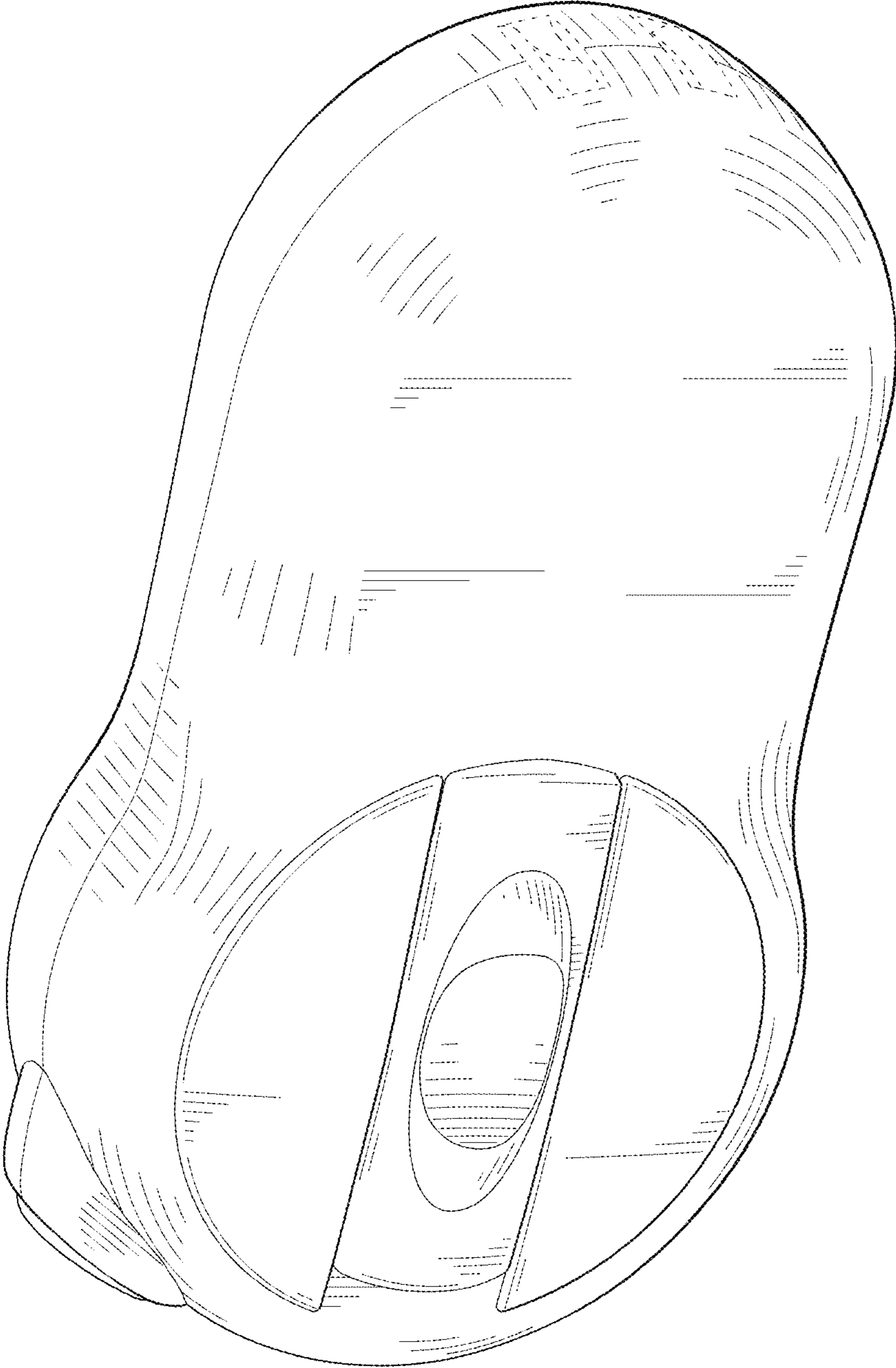


FIG. 1

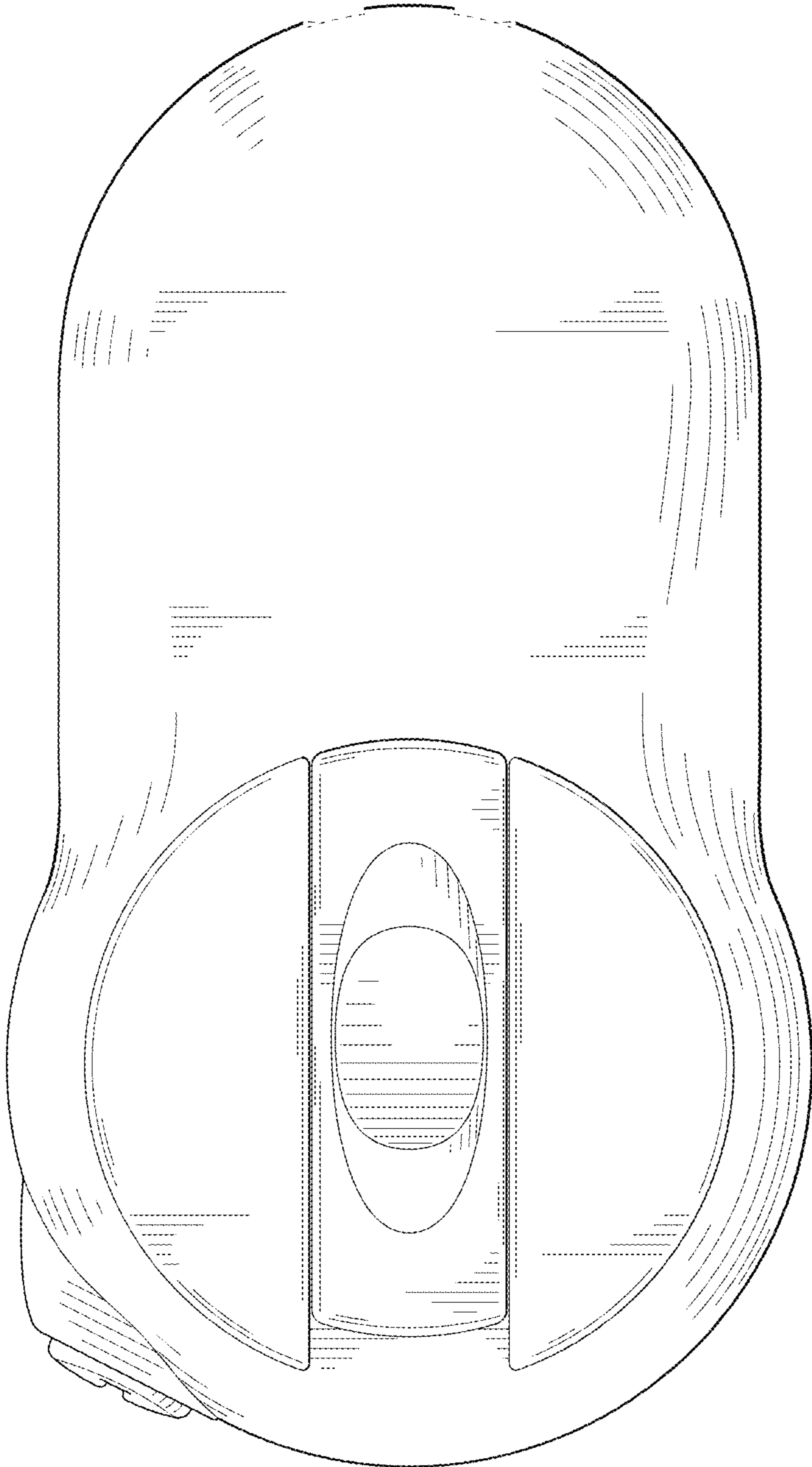


FIG. 2

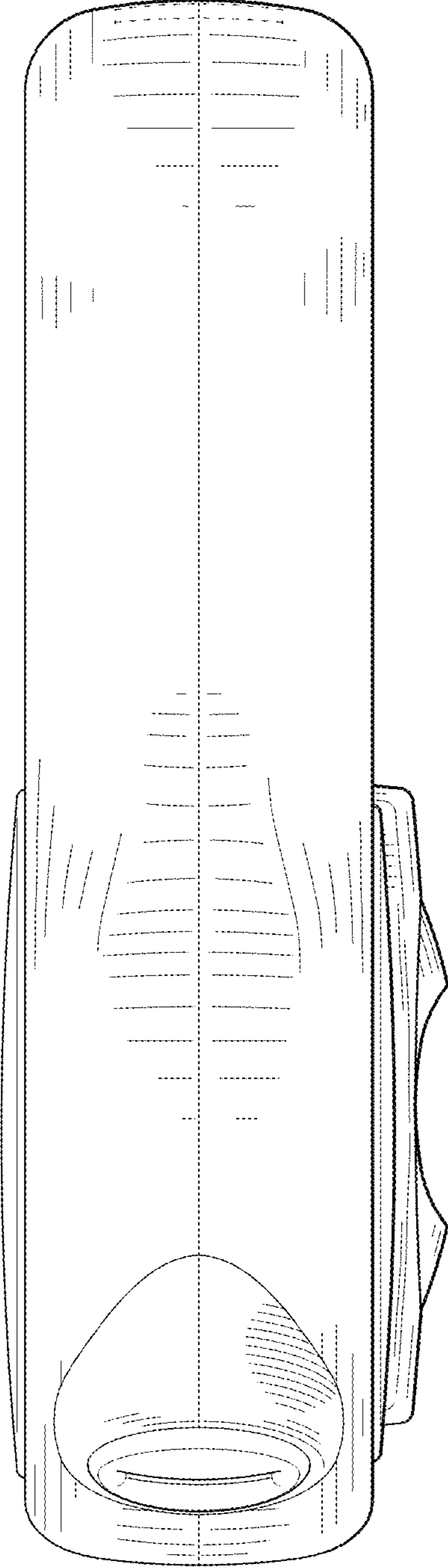


FIG. 3

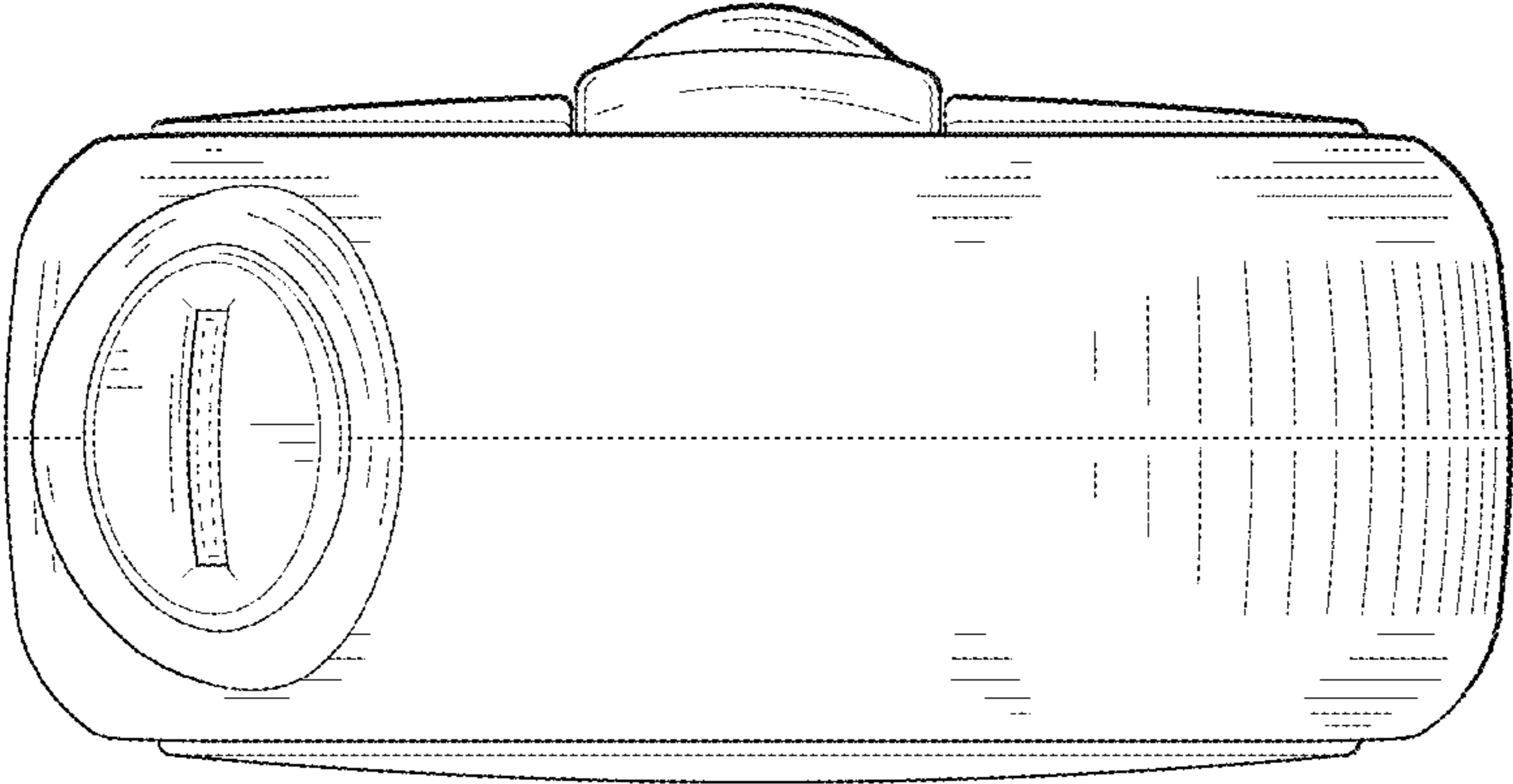


FIG. 5

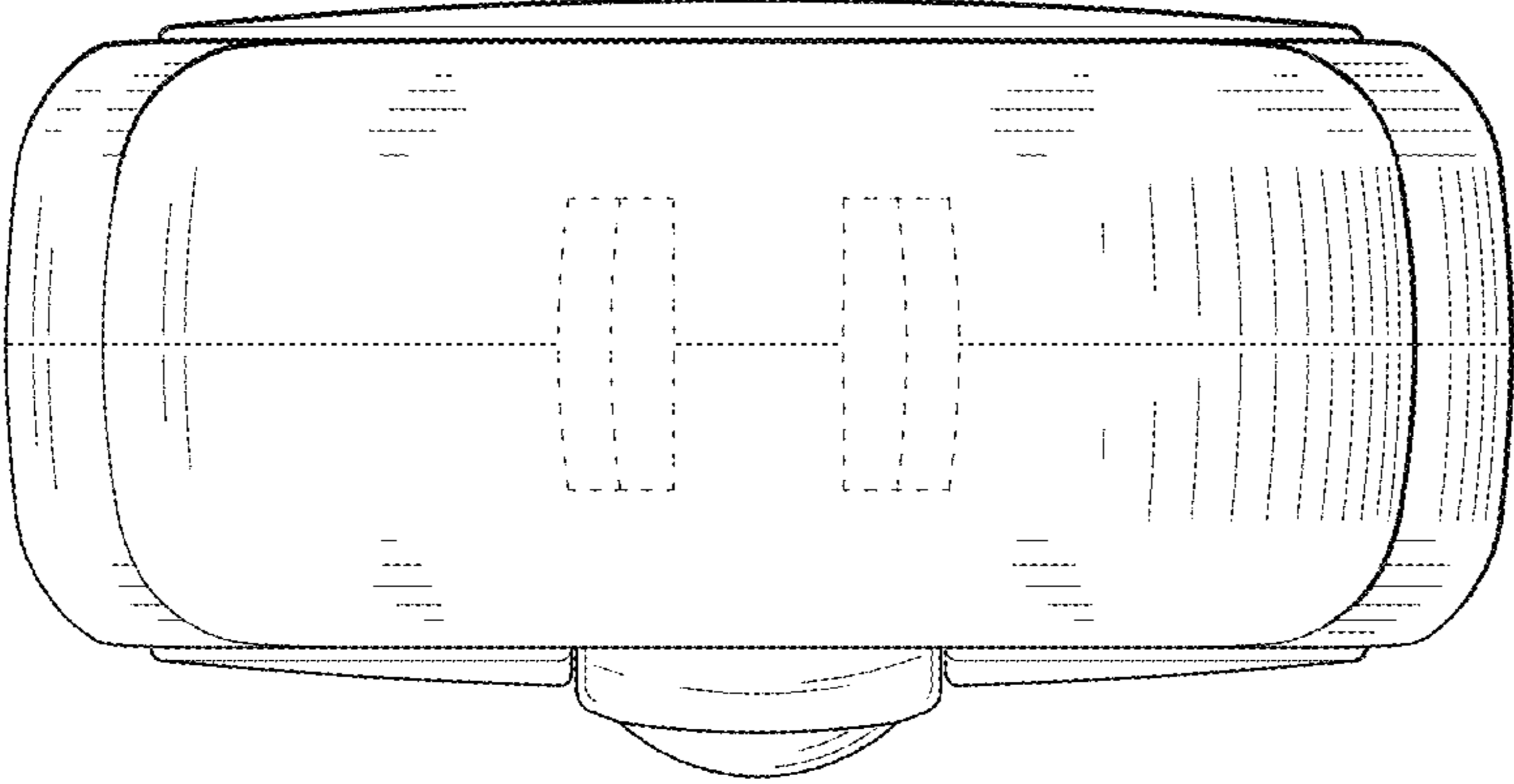


FIG. 4

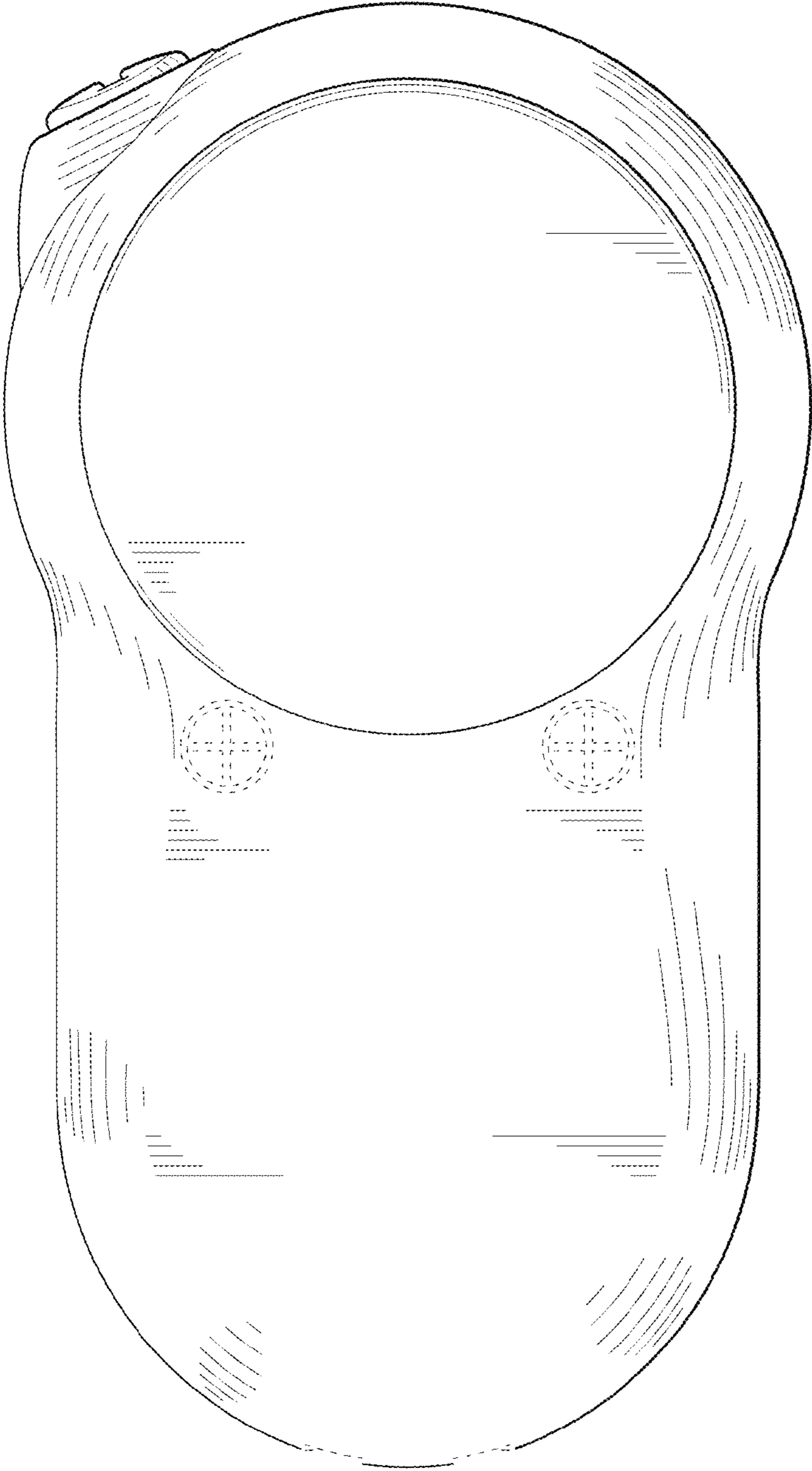


FIG. 6

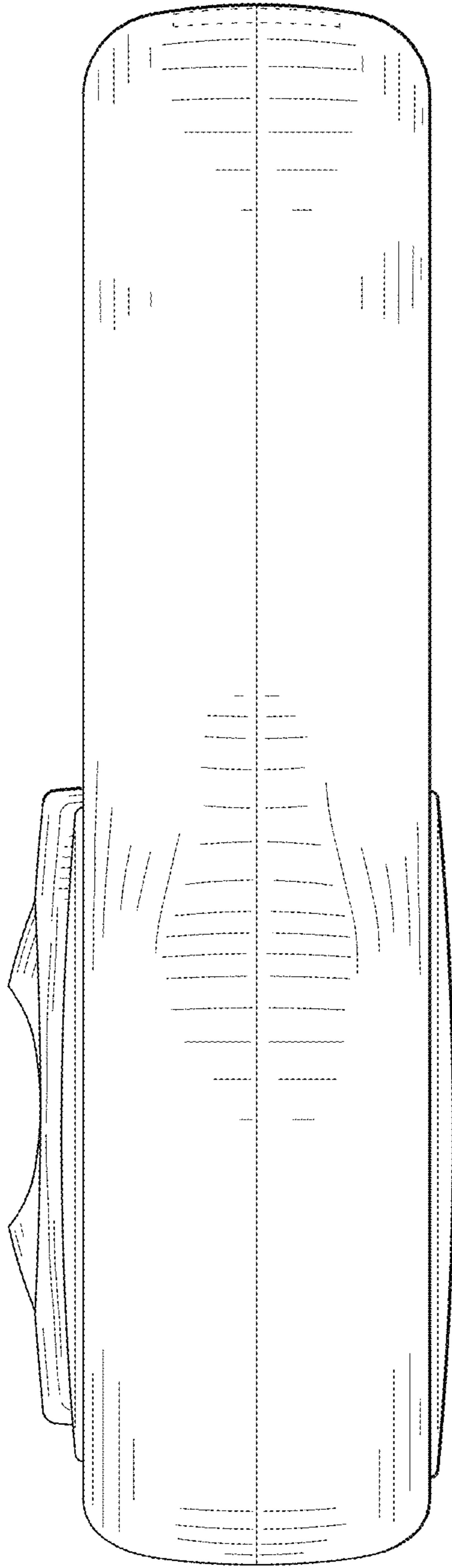


FIG. 7

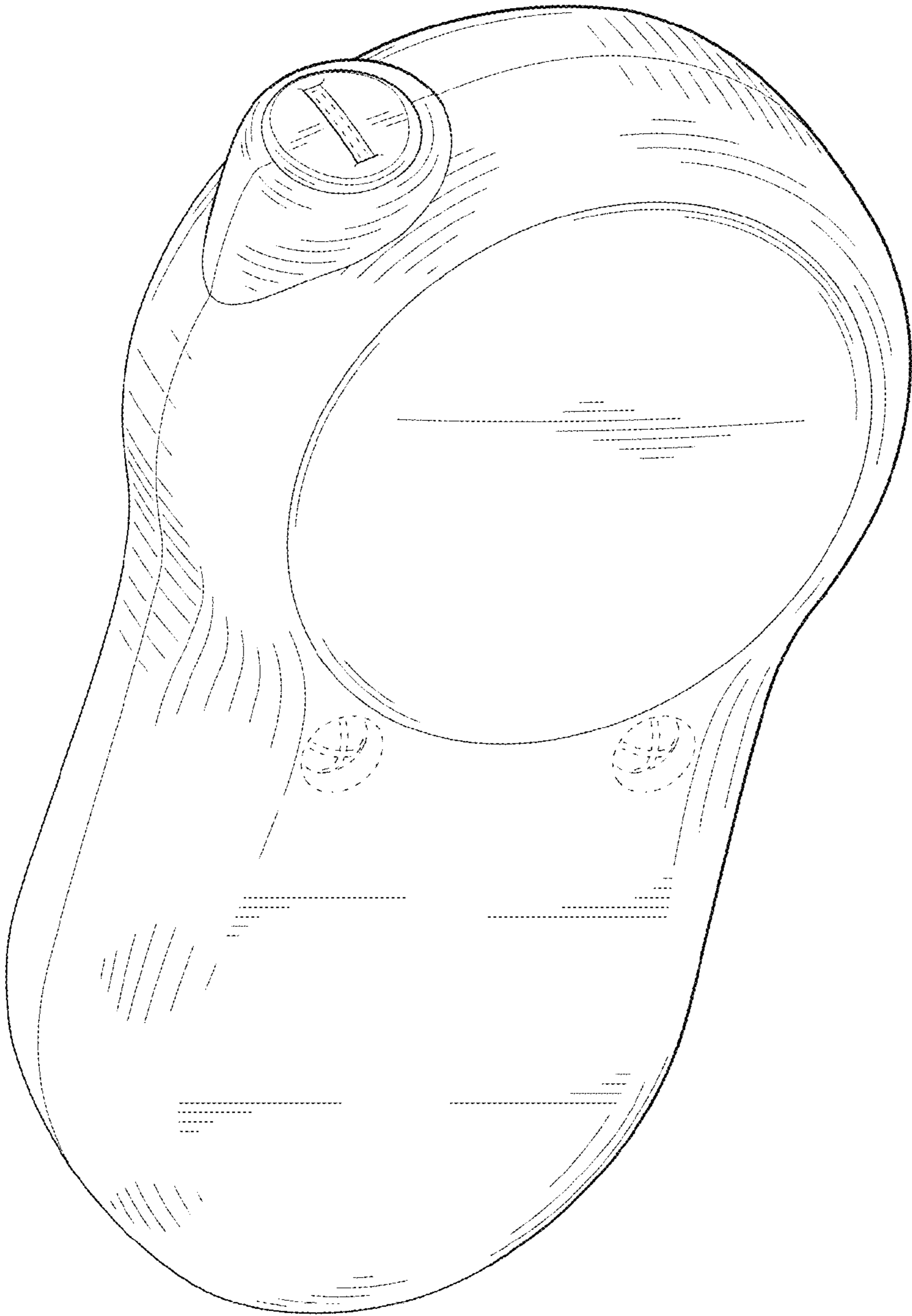


FIG. 8

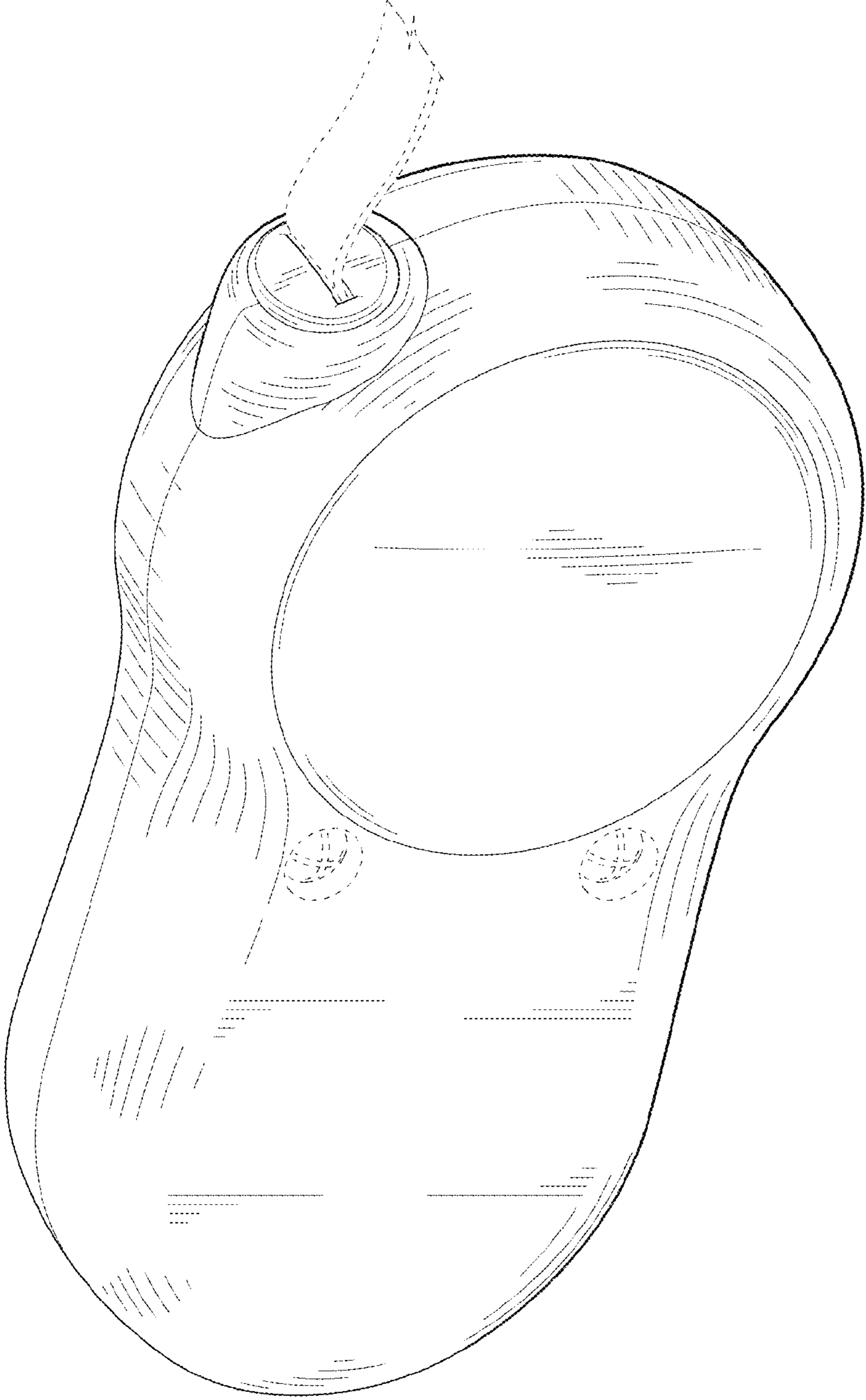


FIG. 9