



US00D685949S

(12) **United States Design Patent**
Valia et al.

(10) **Patent No.:** **US D685,949 S**
(45) **Date of Patent:** **** Jul. 9, 2013**

(54) **NAIL PRODUCT CURING LAMP**
(75) Inventors: **David Valia**, San Diego, CA (US);
Daniel Moore, Escondido, CA (US);
Thong Vu, Vista, CA (US); **Diane Larsen**, Carlsbad, CA (US); **Guido Charosky**, Sant Cugat del Valles (ES);
Ignacio Rocchetti, Sant Cugat del Valles (ES)

4,754,769 A * 7/1988 Flynn 132/73.5
D300,960 S * 5/1989 Billings D28/58
D431,682 S * 10/2000 Seo D28/58
D453,858 S * 2/2002 Tsai D28/58
D489,489 S * 5/2004 Khalaj D28/54.1
D492,447 S * 6/2004 Mills D28/54.1
D661,021 S * 5/2012 Chang D28/58
D661,429 S * 6/2012 Huthmaker D28/57

* cited by examiner

(73) Assignee: **Creative Nail Design, Inc.**, Vista, CA (US)

Primary Examiner — Jennifer Rivard
(74) *Attorney, Agent, or Firm* — Venable LLP; Keith G. Haddaway; Lars H. Genieser

(**) Term: **14 Years**

(21) Appl. No.: **29/424,673**

(57) **CLAIM**
The ornamental design for a nail product curing lamp, as shown and described.

(22) Filed: **Jun. 14, 2012**

(51) **LOC (9) Cl.** **28-03**

(52) **U.S. Cl.**
USPC **D28/58; D28/54.1**

(58) **Field of Classification Search**
USPC . D28/54.1, 56-58; 250/492.1, 504 R-504 H;
D24/210; 34/275, 202, 90; 132/73-76.5
See application file for complete search history.

DESCRIPTION

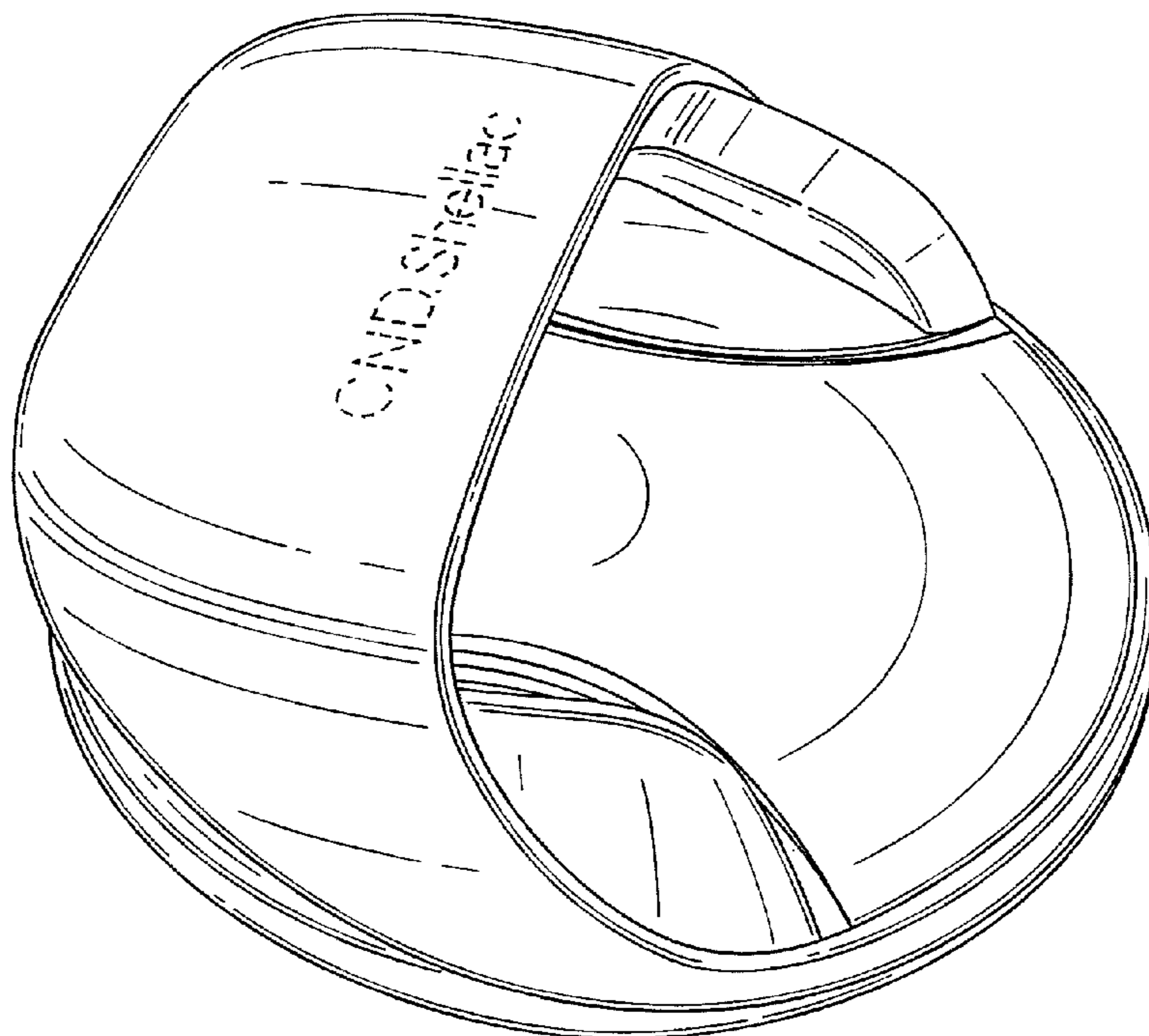
FIG. 1 is a front perspective view of an embodiment of the nail product curing lamp;
FIG. 2 is a left side view thereof, the right side view thereof being a mirror image thereof;
FIG. 3 is a rear view thereof,
FIG. 4 is a front view thereof; and,
FIG. 5 is a top view thereof.
The broken lines shown in the drawings illustrate portions of the article and form no part of the claimed design.

(56) **References Cited**

U.S. PATENT DOCUMENTS

2,218,296 A * 10/1940 Perras 132/73
3,864,847 A * 2/1975 Friedman et al. D28/54.1

1 Claim, 3 Drawing Sheets



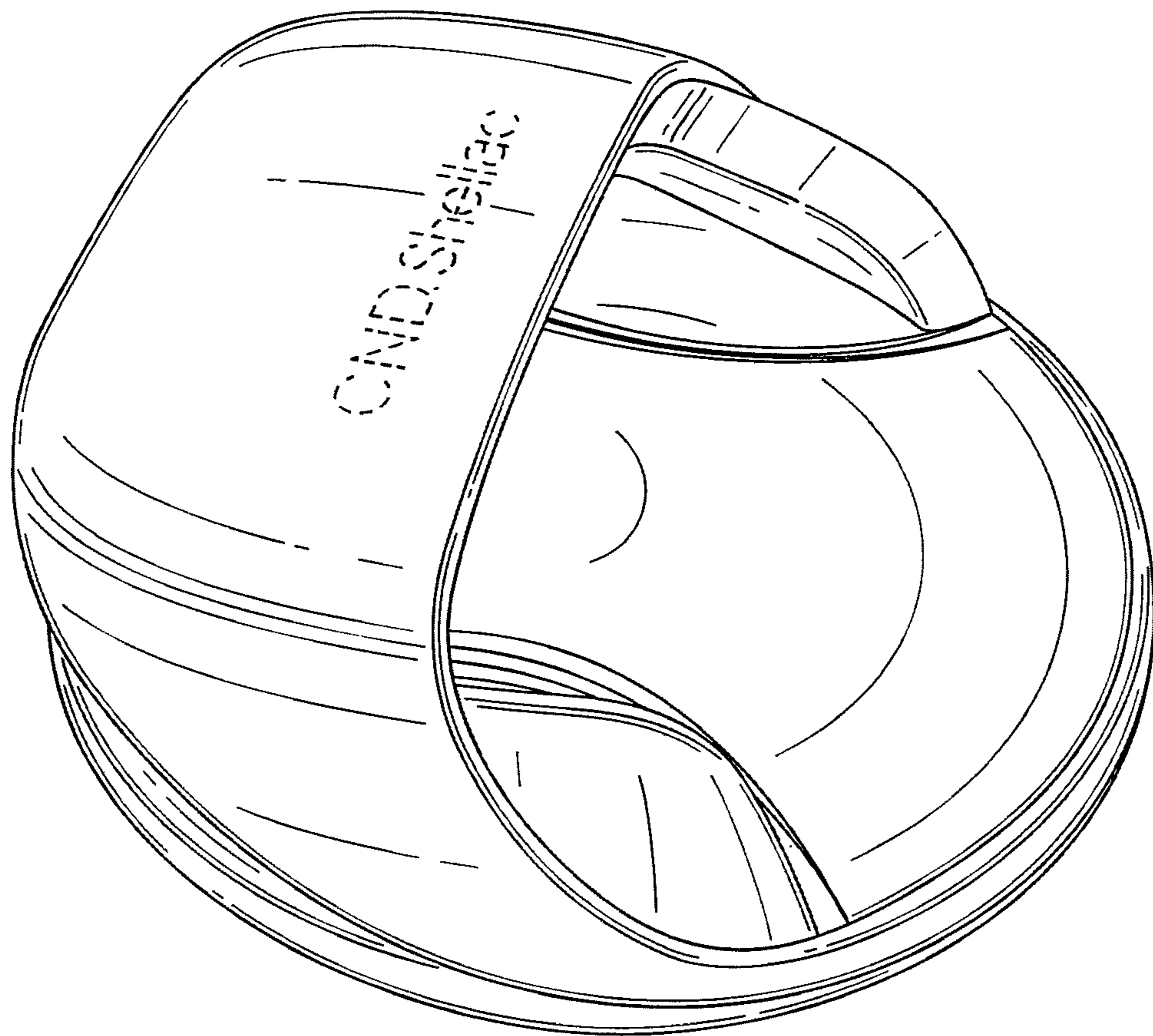


FIG. 1

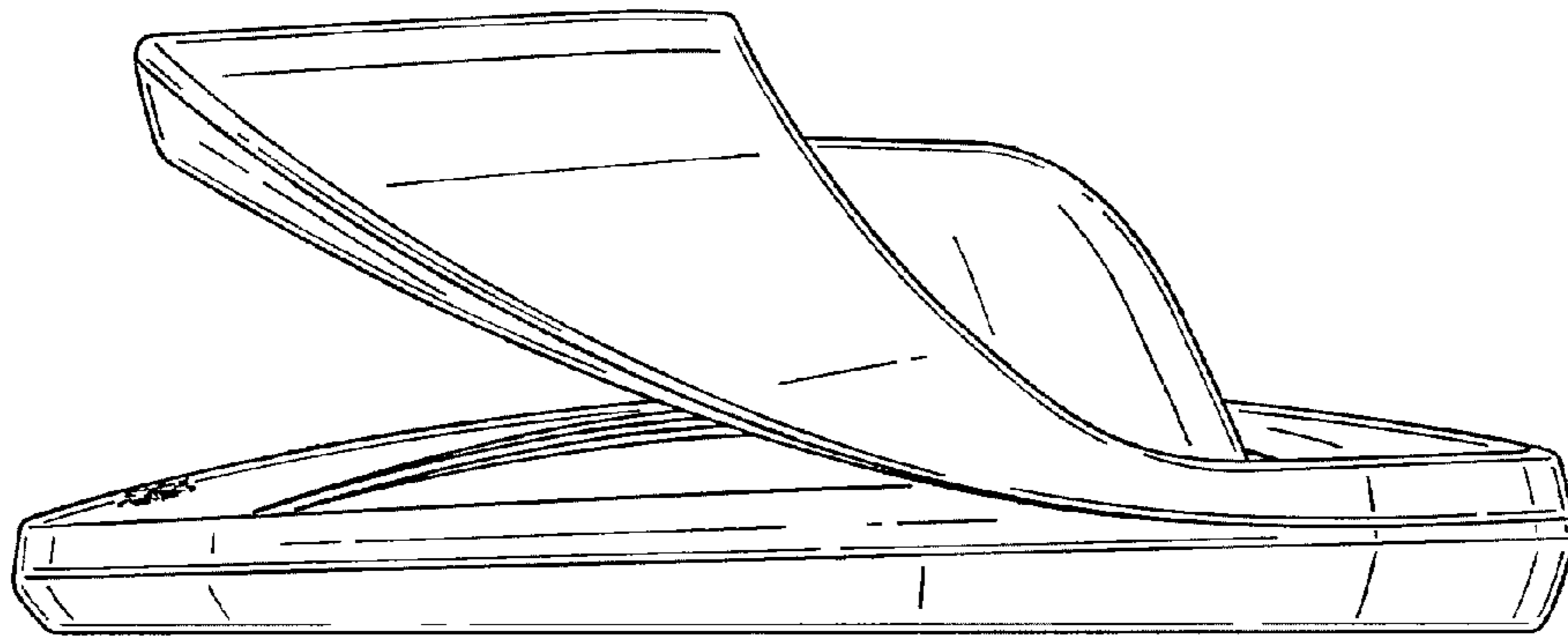


FIG. 2




FIG. 3




FIG. 4

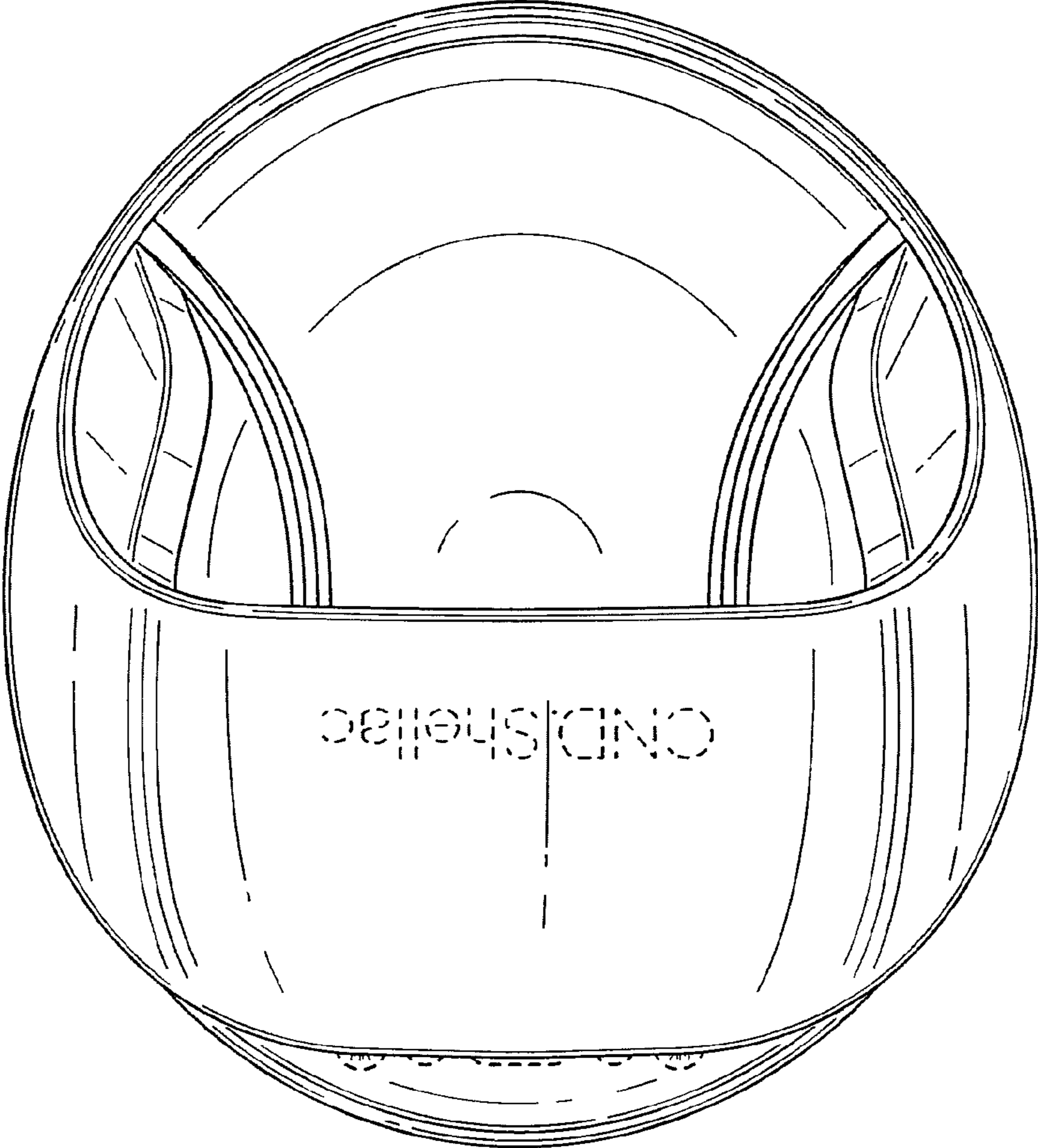


FIG. 5