



US00D685937S

(12) **United States Design Patent**  
**Suzuki**

(10) **Patent No.:** **US D685,937 S**  
(45) **Date of Patent:** **\*\* Jul. 9, 2013**

(54) **FRONT COMBINATION LAMP FOR AUTOMOBILES**

(75) Inventor: **Takahiro Suzuki**, Wako (JP)

(73) Assignee: **Honda Motor Co., Ltd.**, Tokyo (JP)

(\*\*) Term: **14 Years**

(21) Appl. No.: **29/412,762**

(22) Filed: **Feb. 7, 2012**

(30) **Foreign Application Priority Data**

Aug. 8, 2011 (JP) ..... 2011-018165

(51) **LOC (9) Cl.** ..... **26-06**

(52) **U.S. Cl.**  
USPC ..... **D26/28**

(58) **Field of Classification Search**  
USPC ..... D26/28-36; 362/459-468, 475-478,  
362/485-487  
See application file for complete search history.

(56) **References Cited**

**U.S. PATENT DOCUMENTS**

D538,956 S \* 3/2007 Ishii ..... D26/28  
D542,442 S \* 5/2007 Matsunami ..... D26/28

D544,614 S \* 6/2007 Markefka ..... D26/28  
D549,855 S \* 8/2007 Moisy et al. .... D26/28  
D561,358 S \* 2/2008 Tachibana ..... D26/28  
D619,278 S \* 7/2010 Choi et al. .... D26/28  
D635,694 S \* 4/2011 Yang et al. .... D26/28

**FOREIGN PATENT DOCUMENTS**

JP 1447495 7/2012

\* cited by examiner

*Primary Examiner* — Marcus Jackson

(74) *Attorney, Agent, or Firm* — Plumsea Law Group, LLC

(57) **CLAIM**

The ornamental design for a front combination lamp for automobiles, as shown and described.

**DESCRIPTION**

FIG. 1 is an elevational view of a front combination lamp for automobiles showing my new design;  
FIG. 2 is a top plan view thereof;  
FIG. 3 is a side elevational view as viewed from the right side of FIG. 1; and,  
FIG. 4 is a perspective view thereof.  
The broken line showings form no part of the claimed design.

**1 Claim, 2 Drawing Sheets**

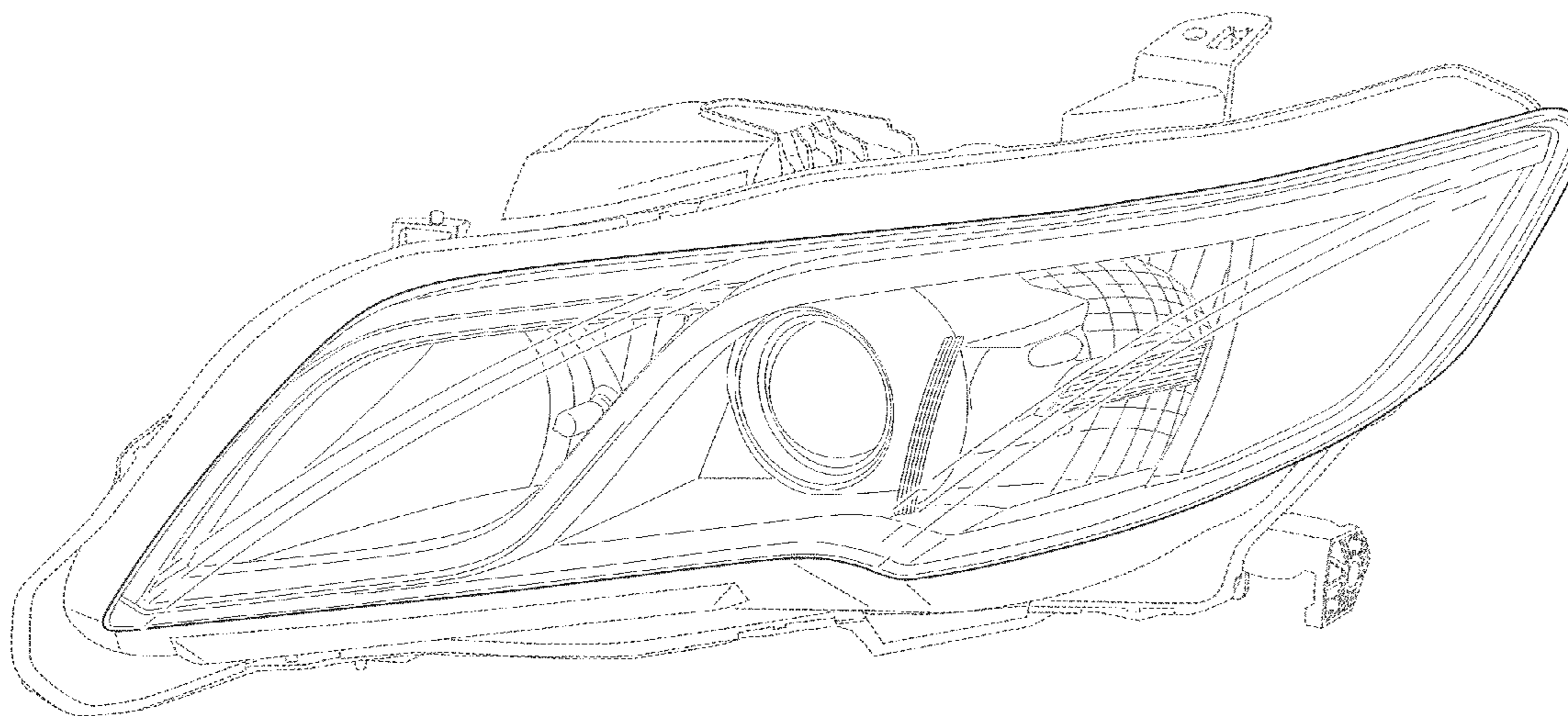


FIG.1

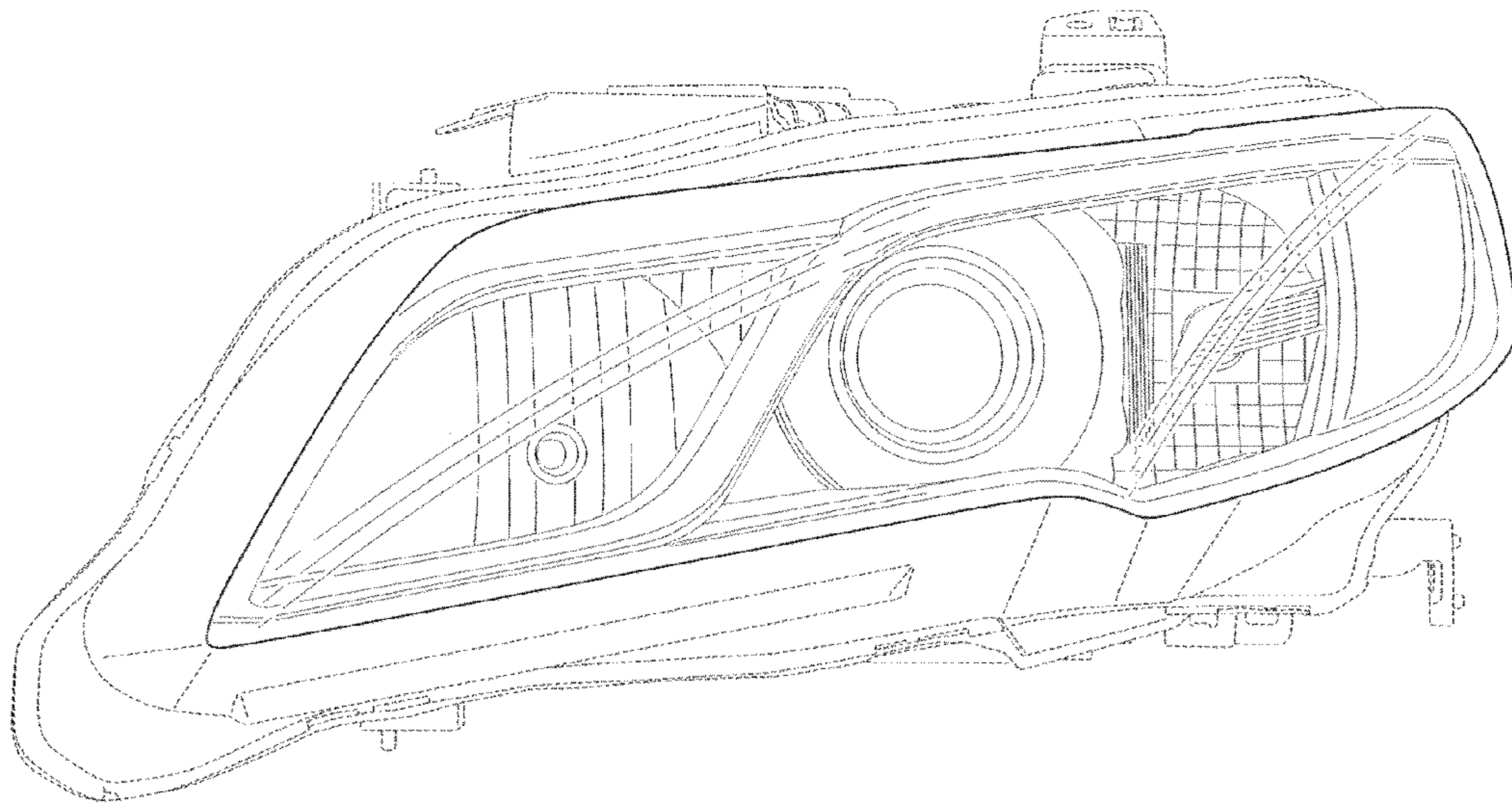


FIG.2

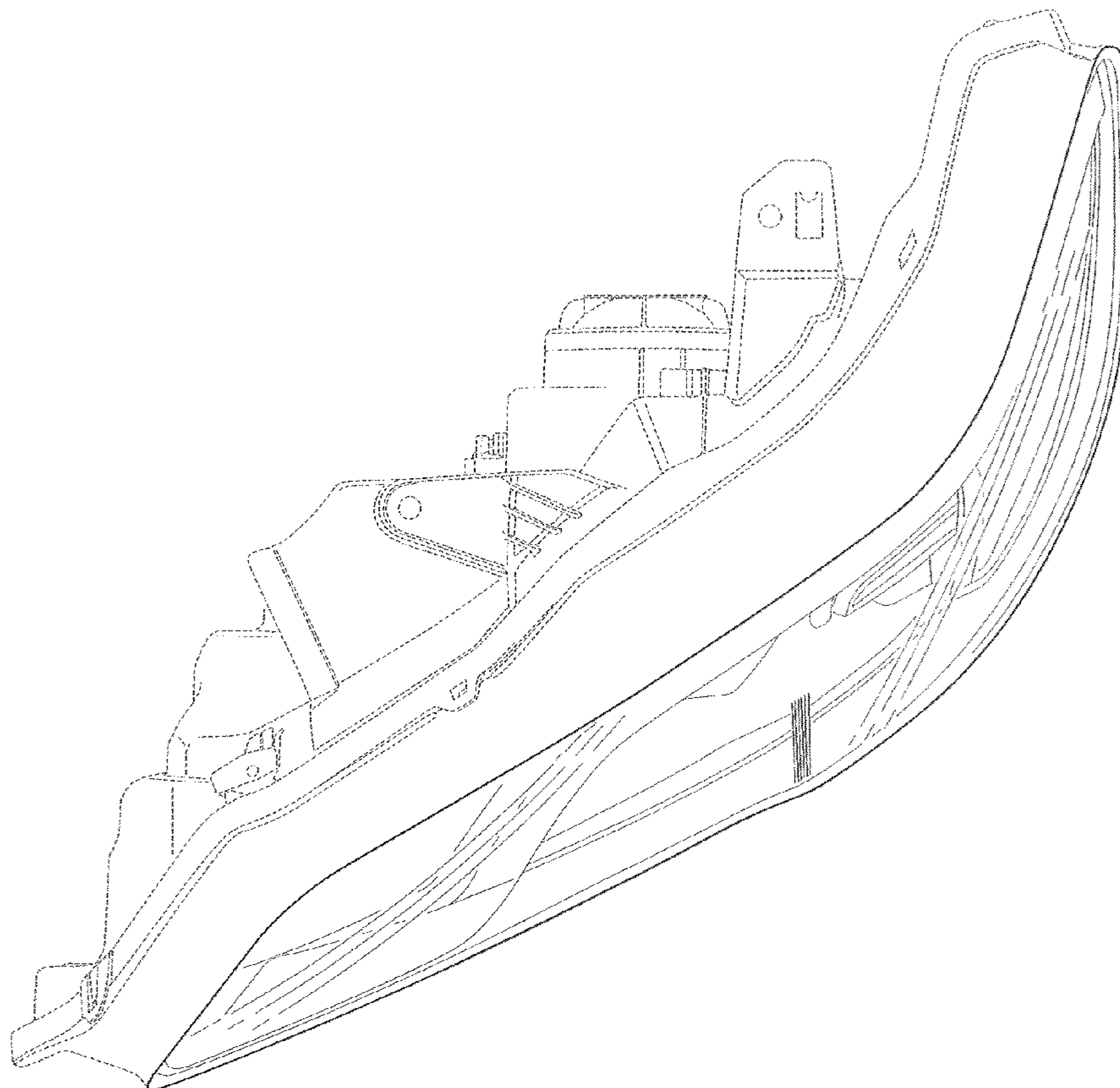


FIG.3

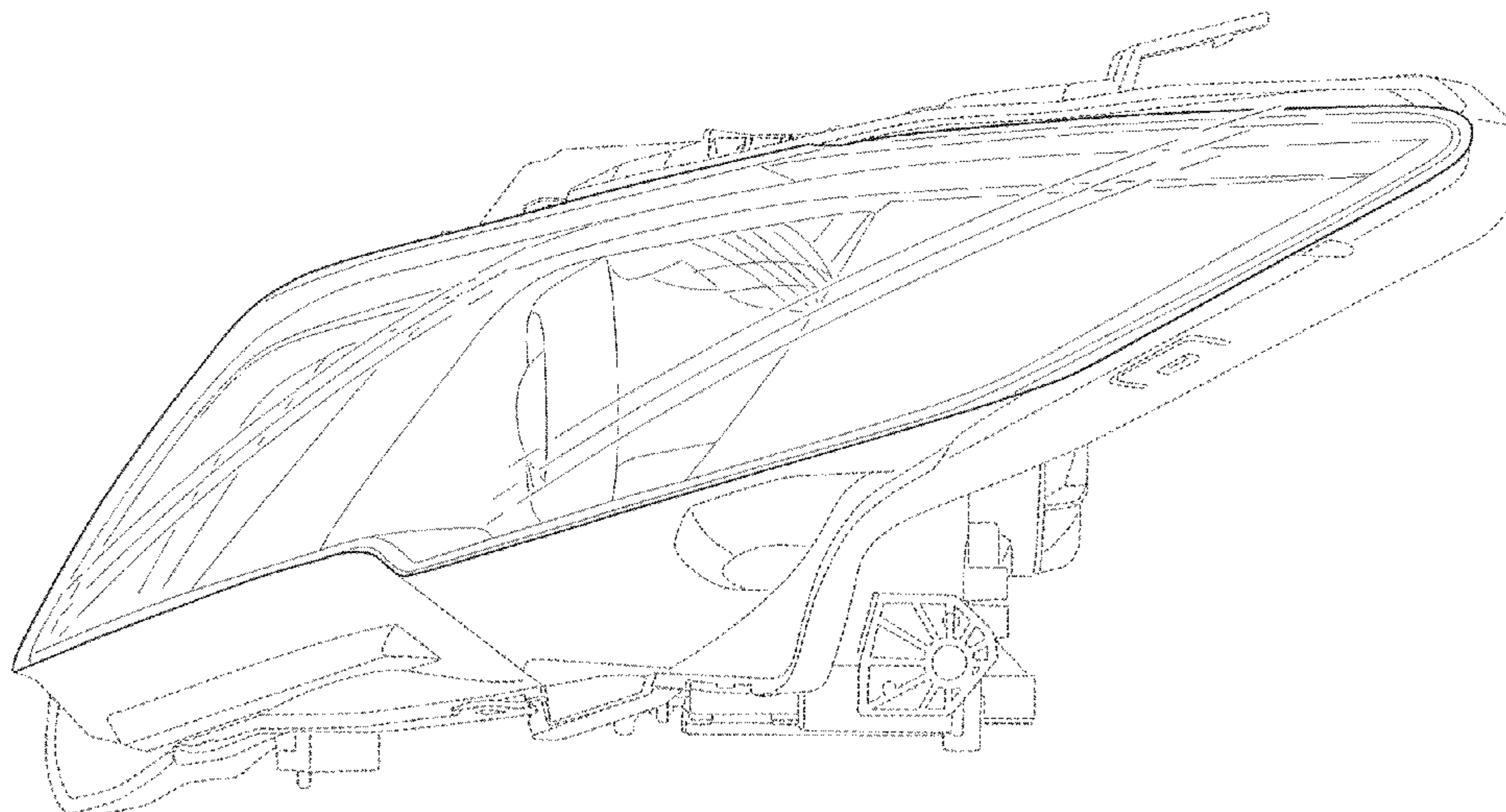


FIG.4

