



US00D685926S

(12) **United States Design Patent**
Kim

(10) **Patent No.:** **US D685,926 S**

(45) **Date of Patent:** **** Jul. 9, 2013**

(54) **FLOOR PANEL FOR A CLEAN ROOM**

(75) Inventor: **Myun Soo Kim**, Gwacheon-Si (KR)

(73) Assignee: **Hae Kwang Co., Ltd.**, Jin Cheon-Gun (KR)

(**) Term: **14 Years**

(21) Appl. No.: **29/426,127**

(22) Filed: **Jun. 29, 2012**

(51) **LOC (9) Cl.** **25-01**

(52) **U.S. Cl.**
USPC **D25/155; D25/152**

(58) **Field of Classification Search**
USPC ... D25/138, 152, 153, 155, 156, 157; 52/581, 52/177, 180, 302.1, 474, 475.1, 483.1, 384, 52/389, 663, 661, 673, 236.6, 314, 630; 454/187
See application file for complete search history.

(56) **References Cited**

U.S. PATENT DOCUMENTS

3,638,404 A * 2/1972 Moll et al. 55/473
D253,968 S * 1/1980 Bogan D25/155
5,402,617 A * 4/1995 Daw et al. 52/630

6,526,705 B1 * 3/2003 MacDonald 52/177
6,679,672 B1 * 1/2004 Barrows 414/217
D575,881 S * 8/2008 Diamond D25/156

* cited by examiner

Primary Examiner — Doris Clark

(74) *Attorney, Agent, or Firm* — Steptoe & Johnson LLP



(57) **CLAIM**

The ornamental design for a floor panel for a clean room, as shown and described.

DESCRIPTION

FIG. 1 is a perspective view of a floor panel for a clean room showing my new design;
FIG. 2 is a front view thereof;
FIG. 3 is a rear view thereof;
FIG. 4 is a left side view thereof;
FIG. 5 is a right side view thereof;
FIG. 6 is a top view thereof;
FIG. 7 is a bottom view thereof;
FIG. 8 is a rear perspective reference view indicating sectional line 9-9; and,
FIG. 9 is a cross sectional view taken along line 9-9 of FIG. 8.

1 Claim, 9 Drawing Sheets



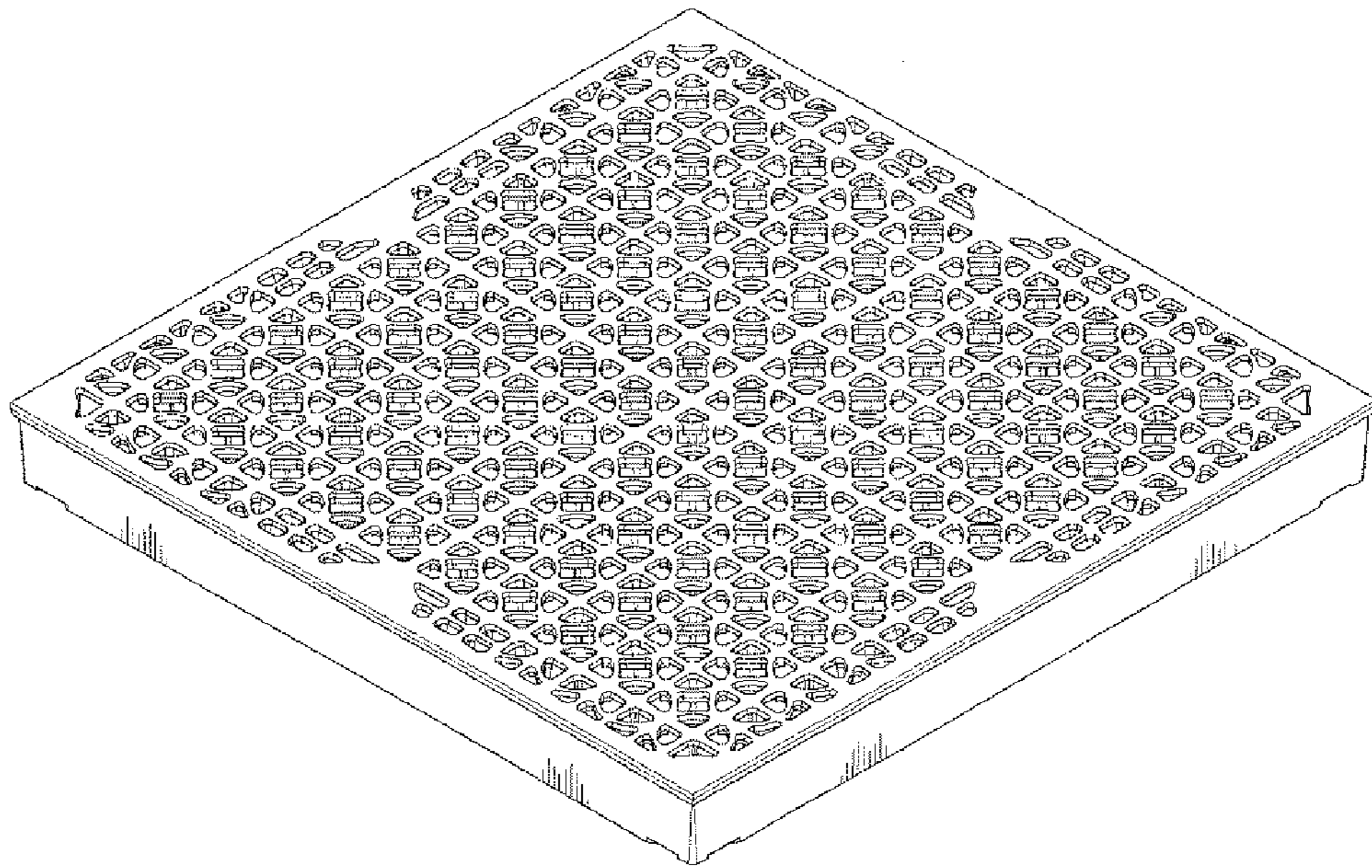


FIG. 1




FIG. 2




FIG. 3




FIG. 4




FIG. 5




FIG. 6




FIG. 7

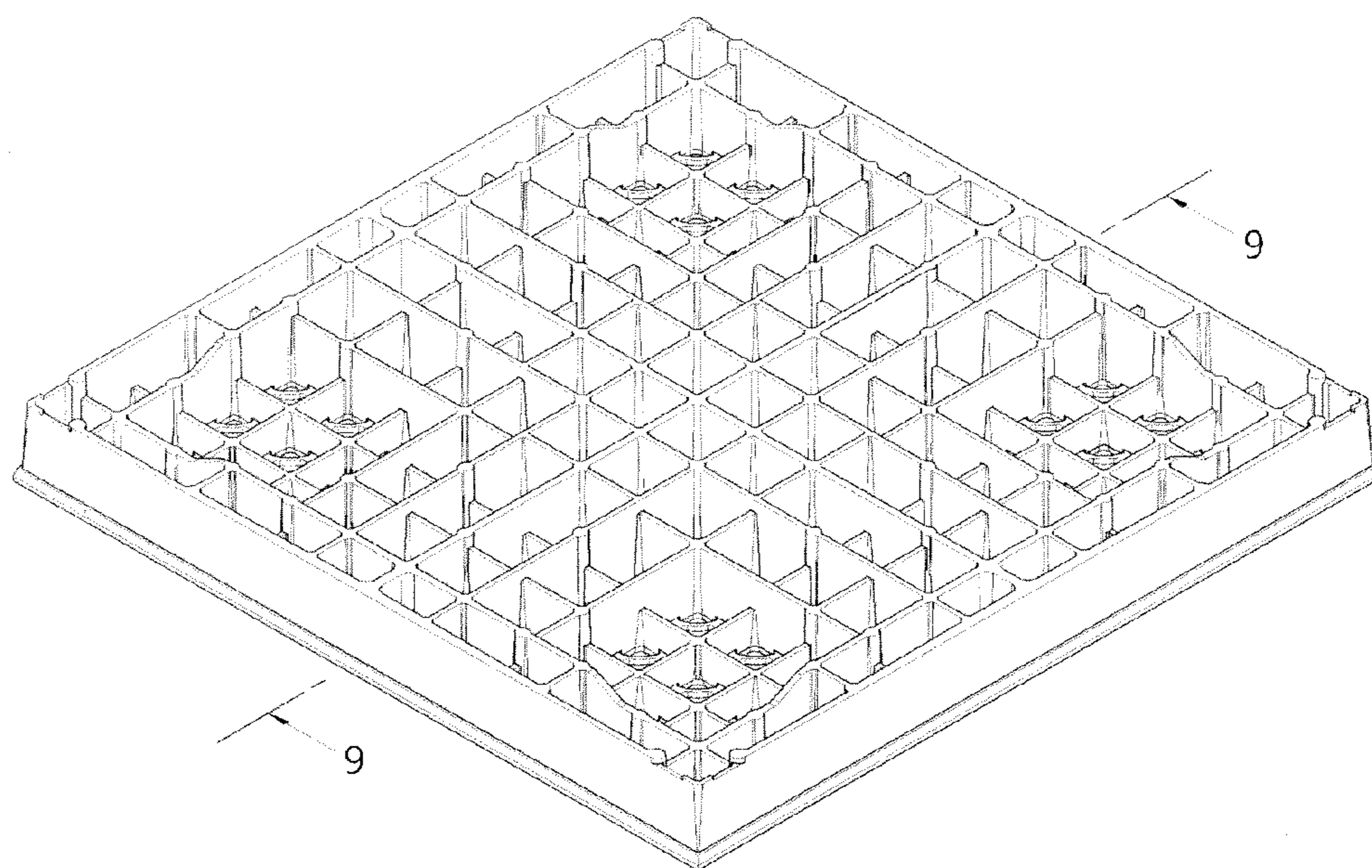


FIG. 8

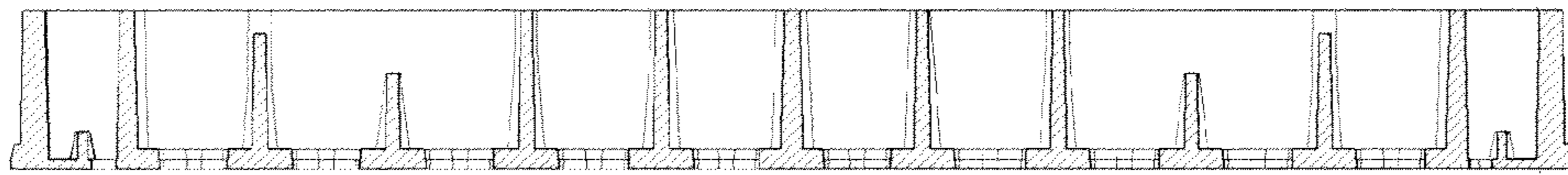


FIG. 9