



US00D685918S

(12) **United States Design Patent**
Chen

(10) **Patent No.:** **US D685,918 S**

(45) **Date of Patent:** **** Jul. 9, 2013**

(54) **VIBRATOR**

(76) Inventor: **Xueliang Chen**, Liaoyang (CN)

(**) Term: **14 Years**

(21) Appl. No.: **29/427,925**

(22) Filed: **Jul. 24, 2012**

(51) **LOC (9) Cl.** **28-03**

(52) **U.S. Cl.**
USPC **D24/215**

(58) **Field of Classification Search**
USPC . D24/200, 211, 212, 213, 214, 215; 601/118,
601/120, 121, 124, 125, 130, 131, 134, 135,
601/136, 137
See application file for complete search history.

D499,811 S	12/2004	Nan	
D509,301 S	9/2005	Talbot et al.	
D523,562 S	6/2006	Telford	
D539,432 S	3/2007	Nan	
D603,523 S	*	11/2009	Nan et al. D24/215
D606,206 S	*	12/2009	Nan et al. D24/215
D606,207 S	*	12/2009	Nan et al. D24/215
D606,208 S	*	12/2009	Nan et al. D24/215
D620,601 S	7/2010	TerMeer	
D630,761 S	1/2011	Marshall	
D631,973 S	2/2011	Imboden et al.	
D631,974 S	2/2011	Imboden et al.	
D645,970 S	*	9/2011	Nan et al. D24/215

* cited by examiner

Primary Examiner — Sandra Snapp

(57) **CLAIM**

I claim the ornamental design for a vibrator, as shown and described.

(56) **References Cited**

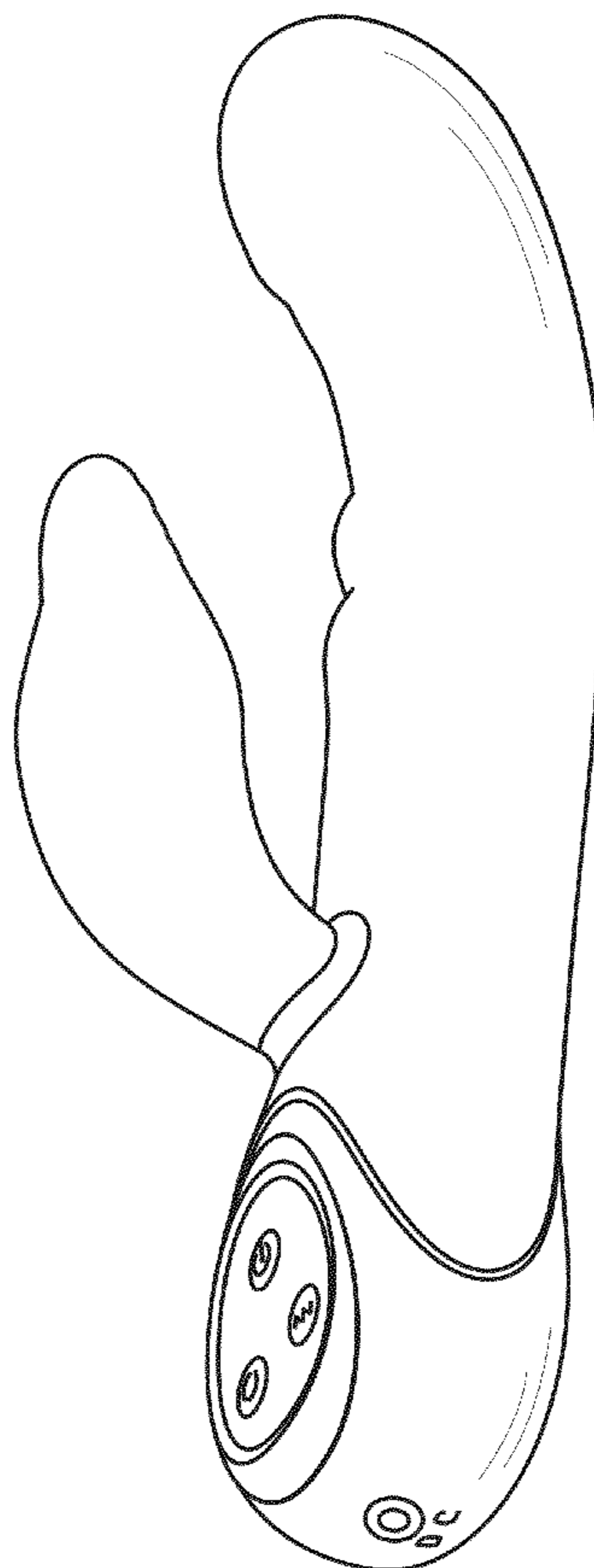
U.S. PATENT DOCUMENTS

D273,132 S	3/1984	Moloff	
D376,650 S	12/1996	Kain	
D384,156 S	*	9/1997	Kain D24/200
D426,311 S	6/2000	Horowitz et al.	
D454,959 S	3/2002	Harris et al.	
D476,087 S	6/2003	Dirks et al.	
D495,423 S	8/2004	Nan	
D495,424 S	8/2004	Nan	
D495,804 S	9/2004	Nan	

DESCRIPTION

FIG. 1 is a perspective view of the vibrator.
FIG. 2 is a front view thereof.
FIG. 3 is a left side view thereof.
FIG. 4 is a back view thereof.
FIG. 5 is a right side view thereof.
FIG. 6 is a top view thereof; and,
FIG. 7 is a bottom view thereof.

1 Claim, 7 Drawing Sheets



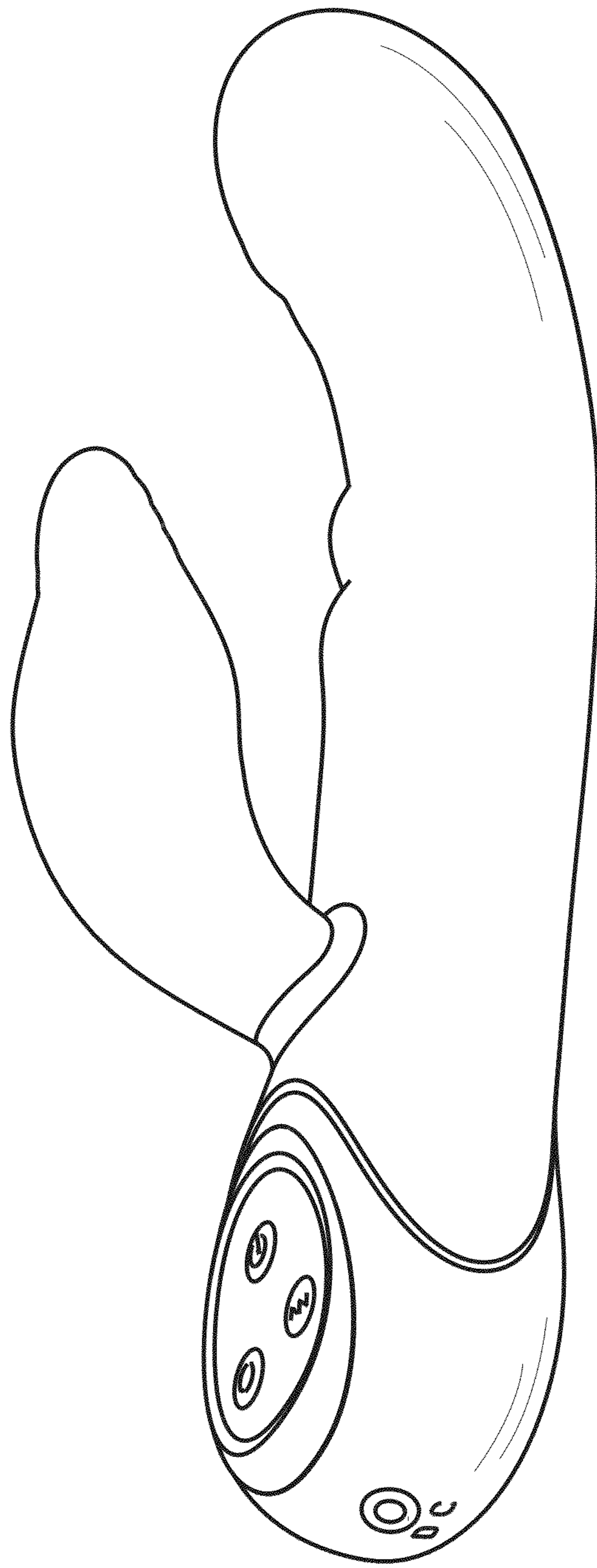


FIG. 1

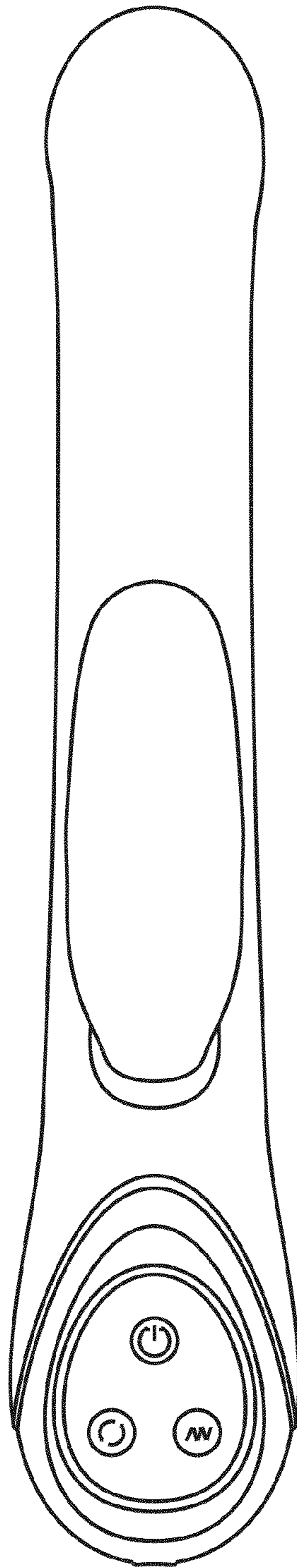


FIG. 2

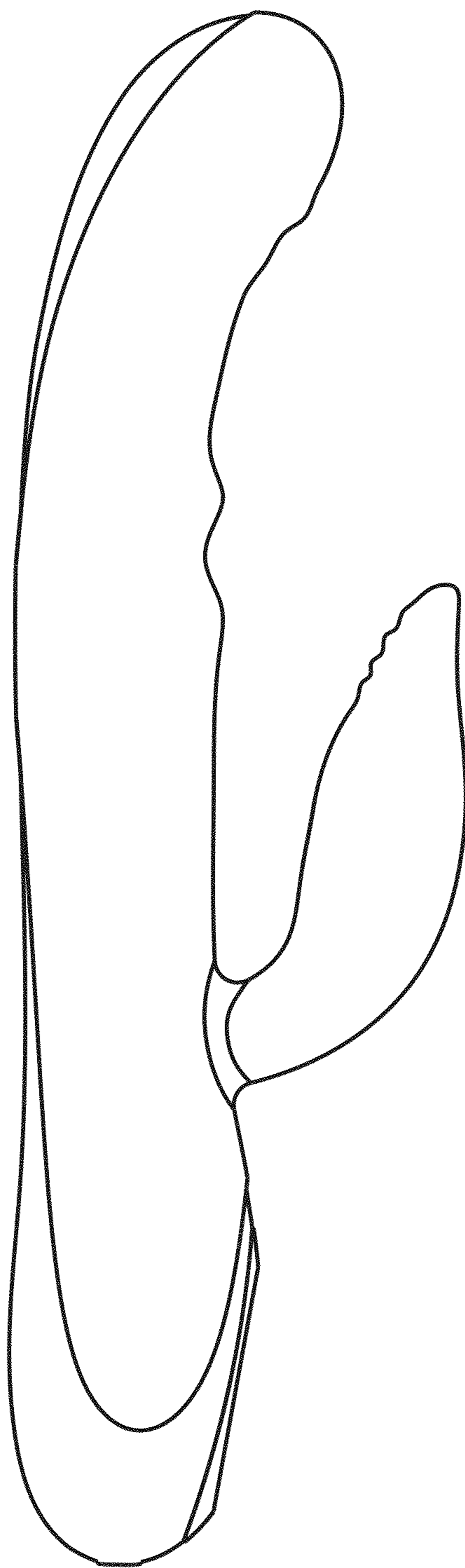


FIG. 3

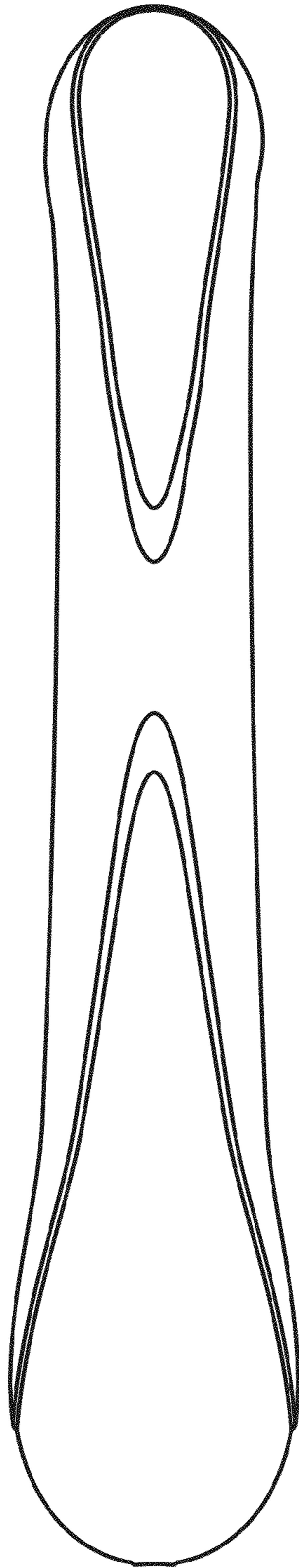


FIG. 4

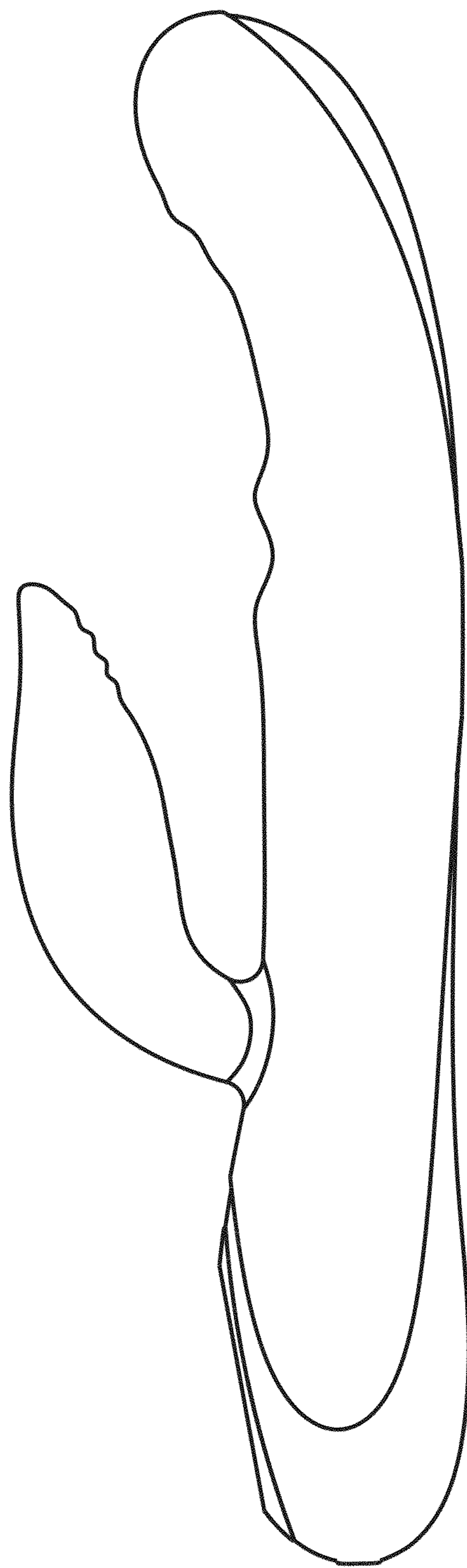


FIG. 5

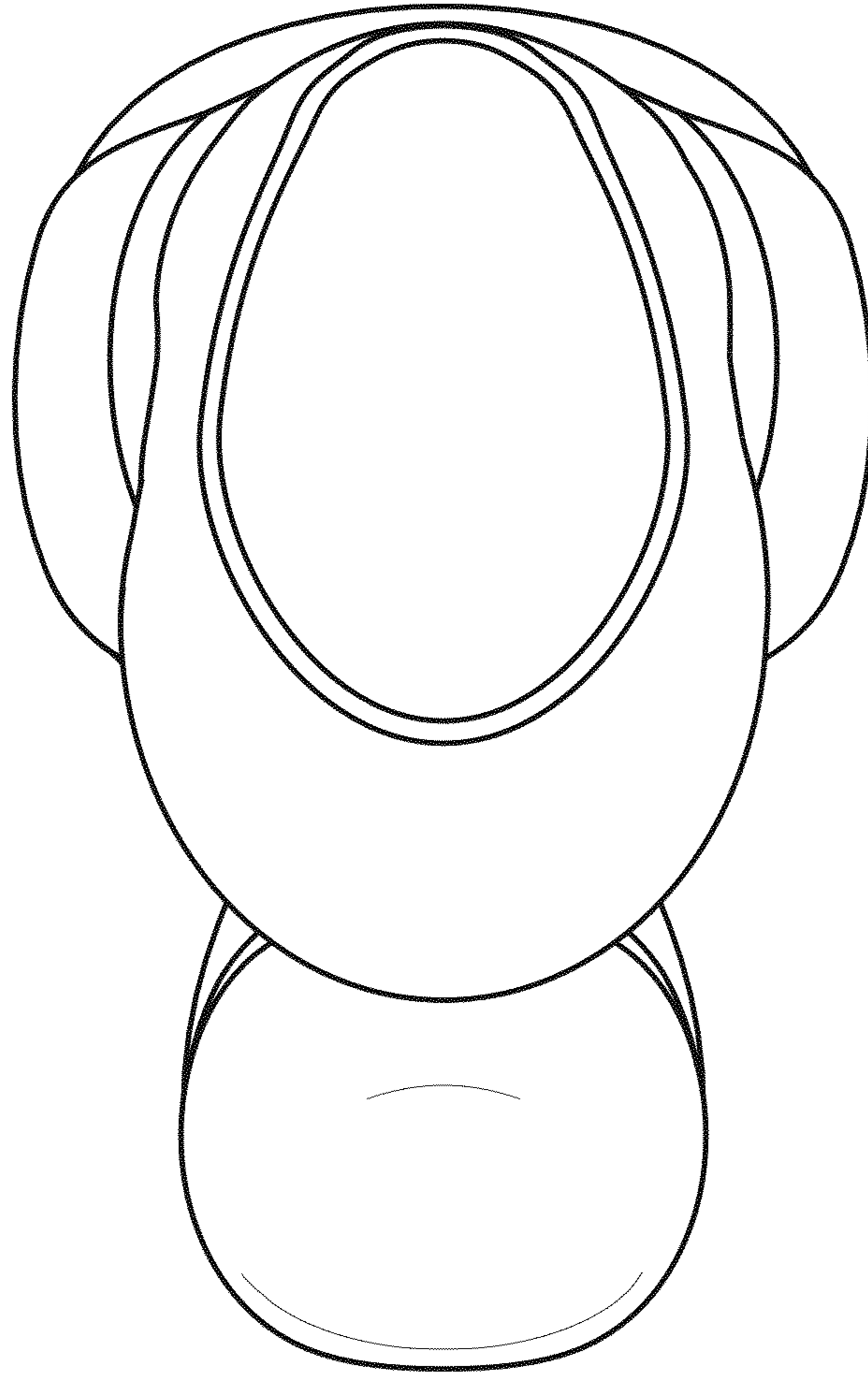


FIG. 6

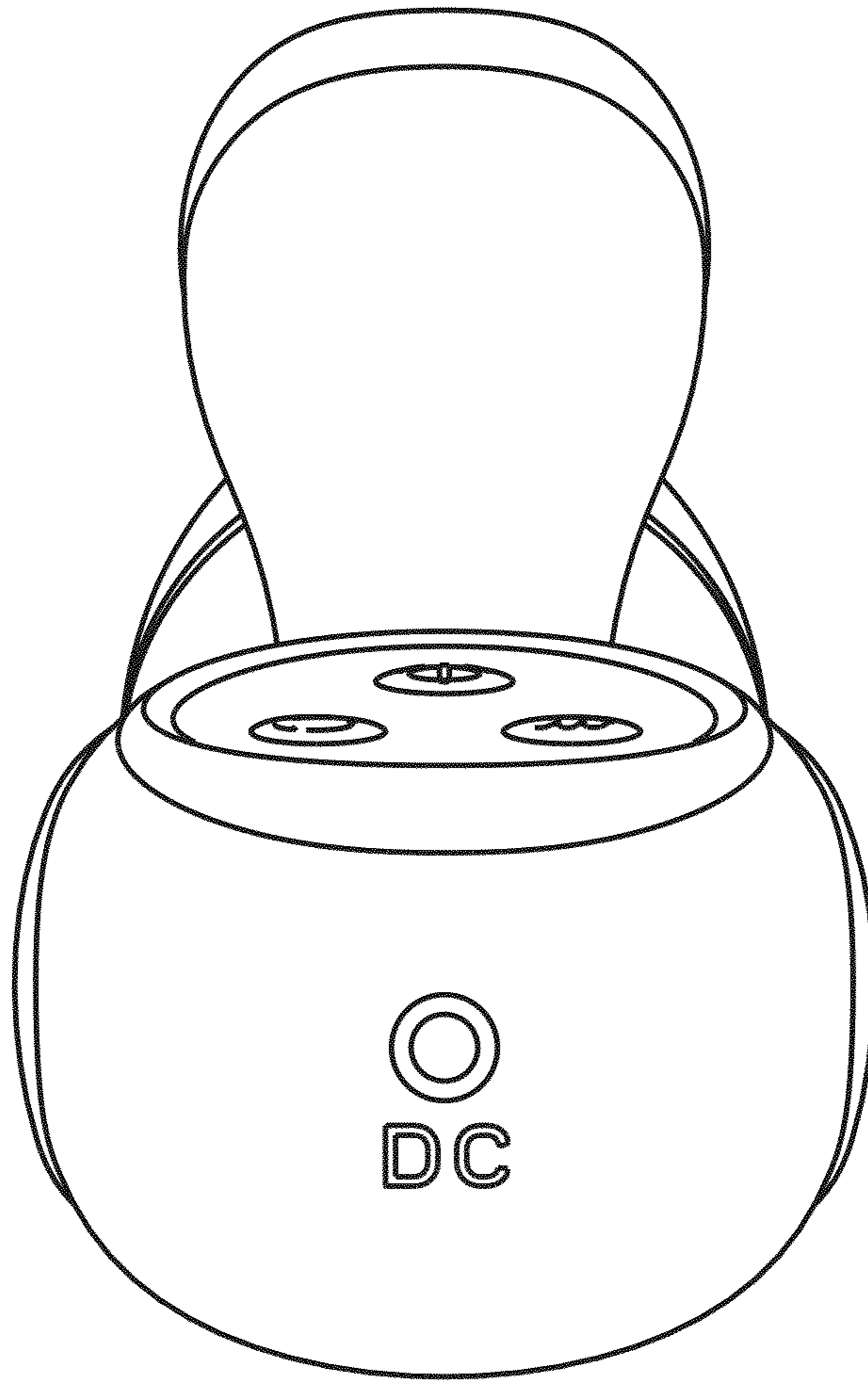


FIG. 7