



US00D685915S

(12) **United States Design Patent**
Reams

(10) **Patent No.:** **US D685,915 S**
(45) **Date of Patent:** **** Jul. 9, 2013**

- (54) **CHINSTRAP**
- (71) Applicant: **Kathrin Suzanne Reams**, Loveland, CO (US)
- (72) Inventor: **Kathrin Suzanne Reams**, Loveland, CO (US)
- (**) Term: **14 Years**
- (21) Appl. No.: **29/440,318**
- (22) Filed: **Dec. 20, 2012**

Related U.S. Application Data

- (63) Continuation of application No. 13/542,601, filed on Jul. 5, 2012.
- (51) **LOC (9) Cl.** **24-01**
- (52) **U.S. Cl.**
USPC **D24/191**
- (58) **Field of Classification Search**
USPC D24/188-191, 206-207; D2/891, D2/892, 871, 877; D29/101.1, 108, 122; D21/662; 128/DIG. 15, 848, 857; 602/6, 602/17, 18, 36, 74, 79, 902; 606/204.35; 2/9, 2/171.2, 421, 422, 425; D16/339
See application file for complete search history.

(56) **References Cited**

U.S. PATENT DOCUMENTS

649,896	A *	5/1900	Baughman	128/848
904,760	A *	11/1908	Cutting	128/848
1,110,772	A *	9/1914	Gunderman	128/848
1,216,679	A *	2/1917	Foster	128/848
1,247,222	A	11/1917	Cauffman		
1,296,946	A *	3/1919	Galiardo	128/204.11
1,587,558	A *	6/1926	Sheffield	128/848
1,879,852	A	8/1931	Lehman		
1,990,411	A *	2/1935	Lowry	128/848
1,992,904	A *	2/1935	Preston	602/17
2,024,491	A *	12/1935	Veysey	602/79

2,397,648	A *	4/1946	Butler	602/17
2,507,617	A *	5/1950	Swendiman	602/17
3,571,930	A *	3/1971	De Woskin	433/5
3,759,256	A *	9/1973	O'Malley	602/17
D290,512	S *	6/1987	Bagg et al.	D24/207
4,934,357	A	6/1990	Frantzich et al.		
5,020,536	A *	6/1991	Keen	607/109
D331,115	S *	11/1992	Stout	D24/206
5,277,700	A *	1/1994	Smith	602/74
5,361,416	A *	11/1994	Petrie et al.	2/171.2
D366,732	S *	1/1996	Gregg et al.	D29/108
5,687,743	A *	11/1997	Goodwin	128/848
5,787,894	A	8/1998	Holt		
5,893,365	A *	4/1999	Anderson	128/848
6,016,807	A *	1/2000	Lodge	128/848
6,058,935	A	5/2000	Talley		
6,277,053	B1 *	8/2001	Desembrana	482/11
6,279,577	B1	8/2001	Savaiano		
7,025,062	B2	4/2006	Bigelow, Jr. et al.		

(Continued)

Primary Examiner — Susan E Krakower

(74) *Attorney, Agent, or Firm* — Mark D. Trenner; Trenner Law Firm, LLC

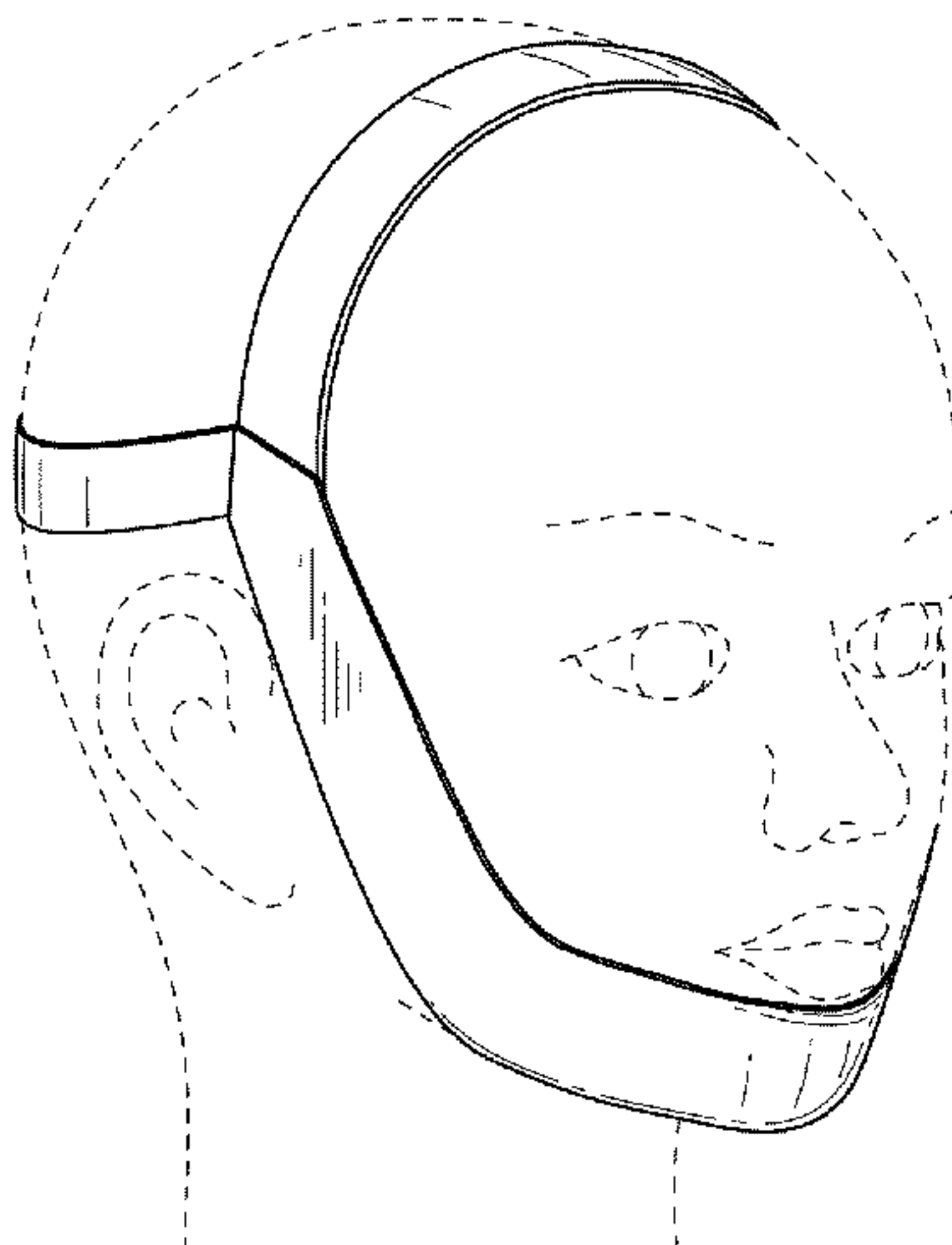
(57) **CLAIM**

The ornamental design for a chinstrap, substantially as shown in the attached drawings.

DESCRIPTION

FIG. 1 is a perspective view of a chinstrap showing my new design in condition of use;
 FIG. 2 is a front elevational view thereof;
 FIG. 3 is a rear elevational view thereof;
 FIG. 4 is a left side elevational view thereof, the right side elevational view is a mirror image and therefore not shown;
 FIG. 5 is a top plan view thereof; and,
 FIG. 6 is a bottom plan view thereof.
 The broken lines showing a human head and neck, illustrate environmental structure which forms no part of the claimed design.

1 Claim, 3 Drawing Sheets



US D685,915 S

Page 2

U.S. PATENT DOCUMENTS				7,775,938 B1 *	8/2010	Anderson	482/11
D550,849 S *	9/2007	Baker et al. D24/191	7,789,843 B2	9/2010	Ray		
D617,907 S *	6/2010	Waller D24/191	* cited by examiner				

Fig. 1

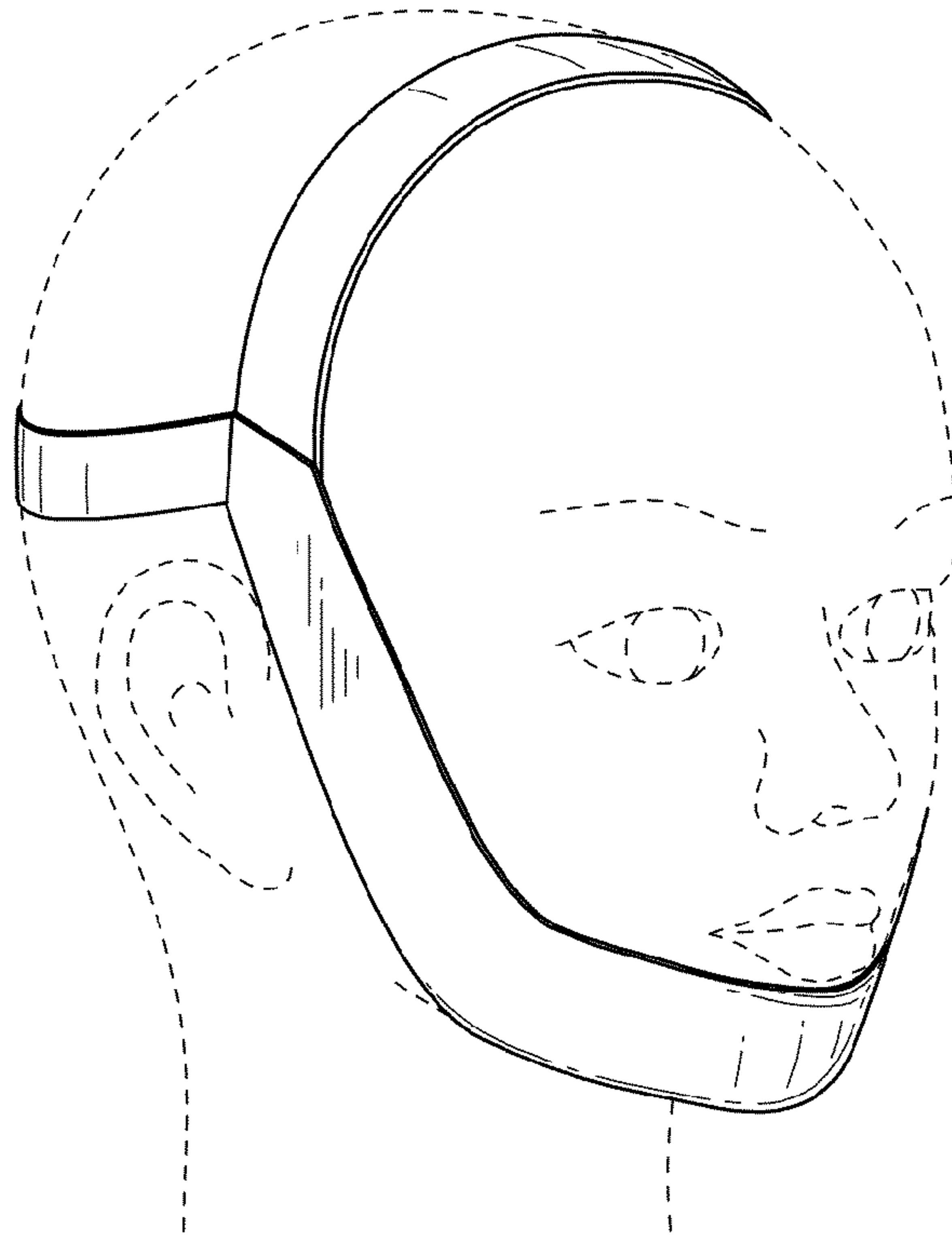


Fig. 2

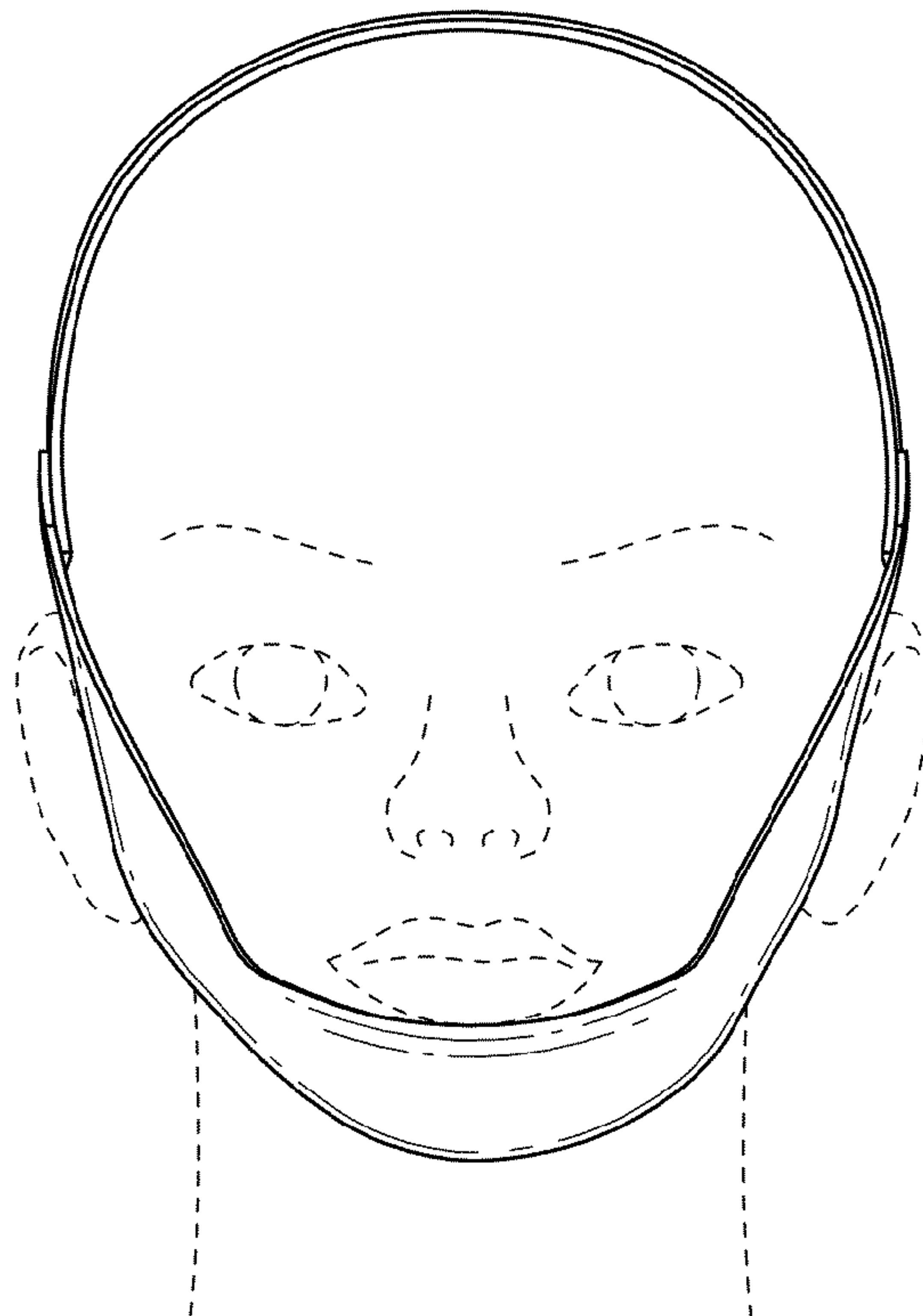


Fig. 3

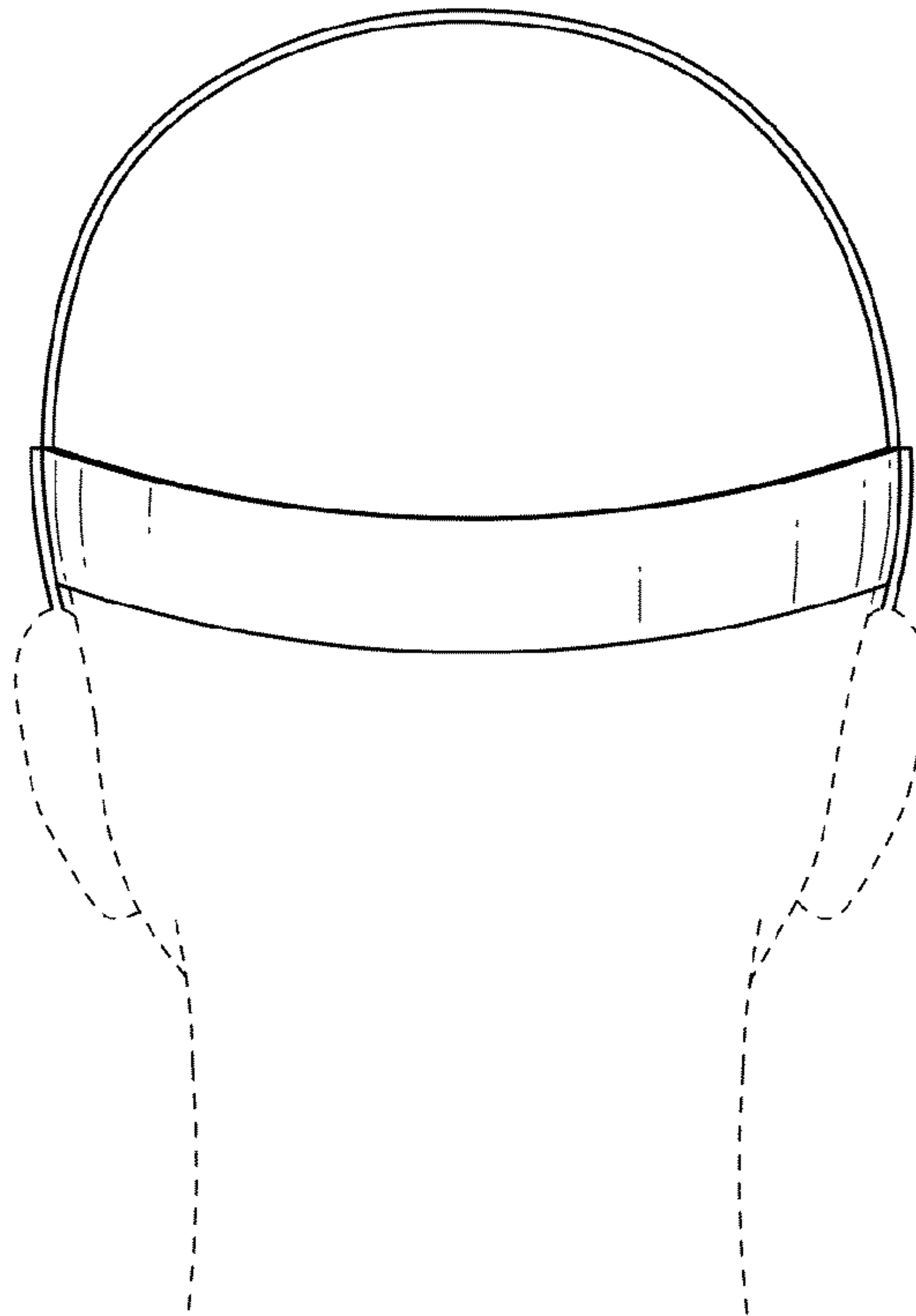


Fig. 4

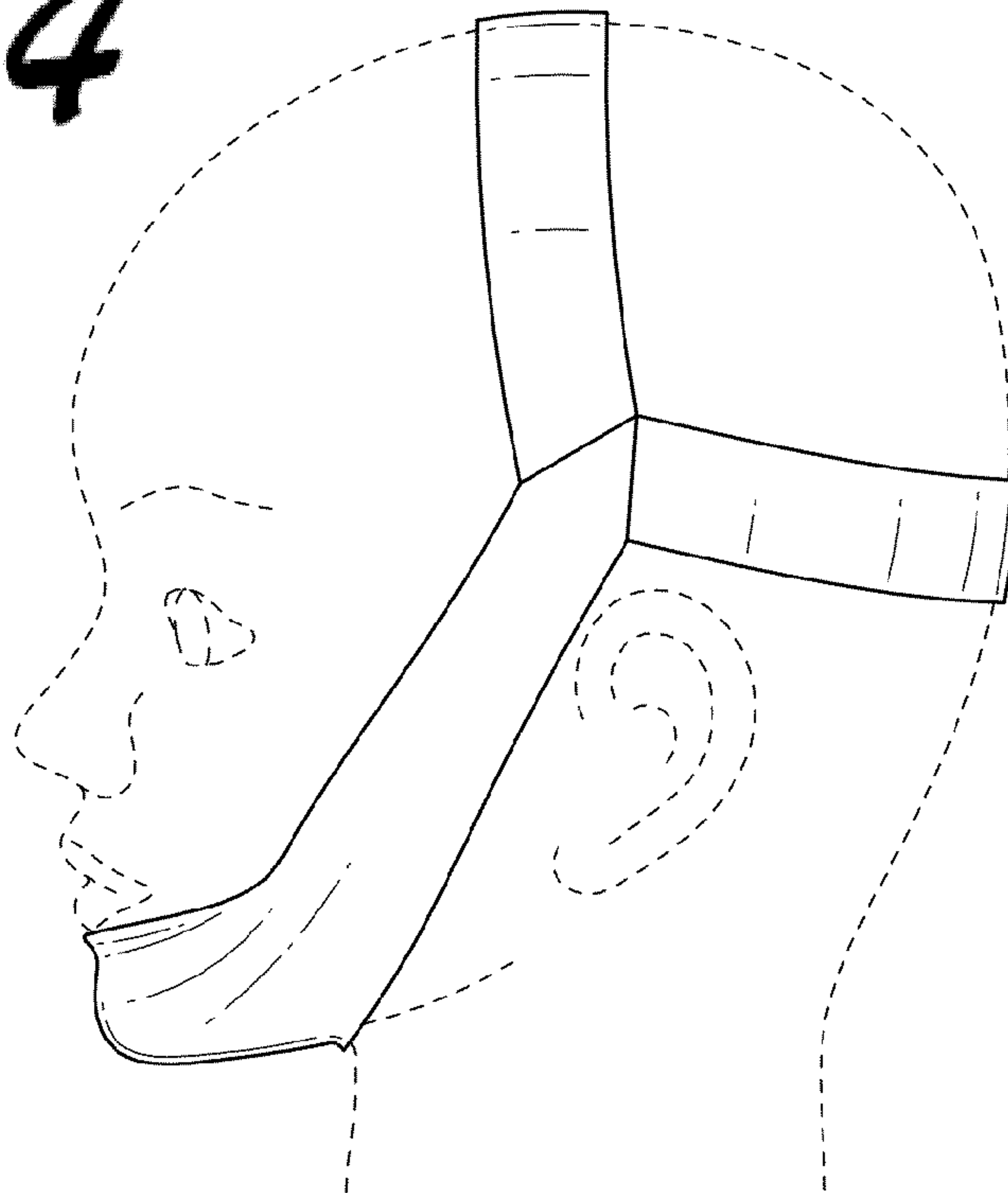


Fig. 5

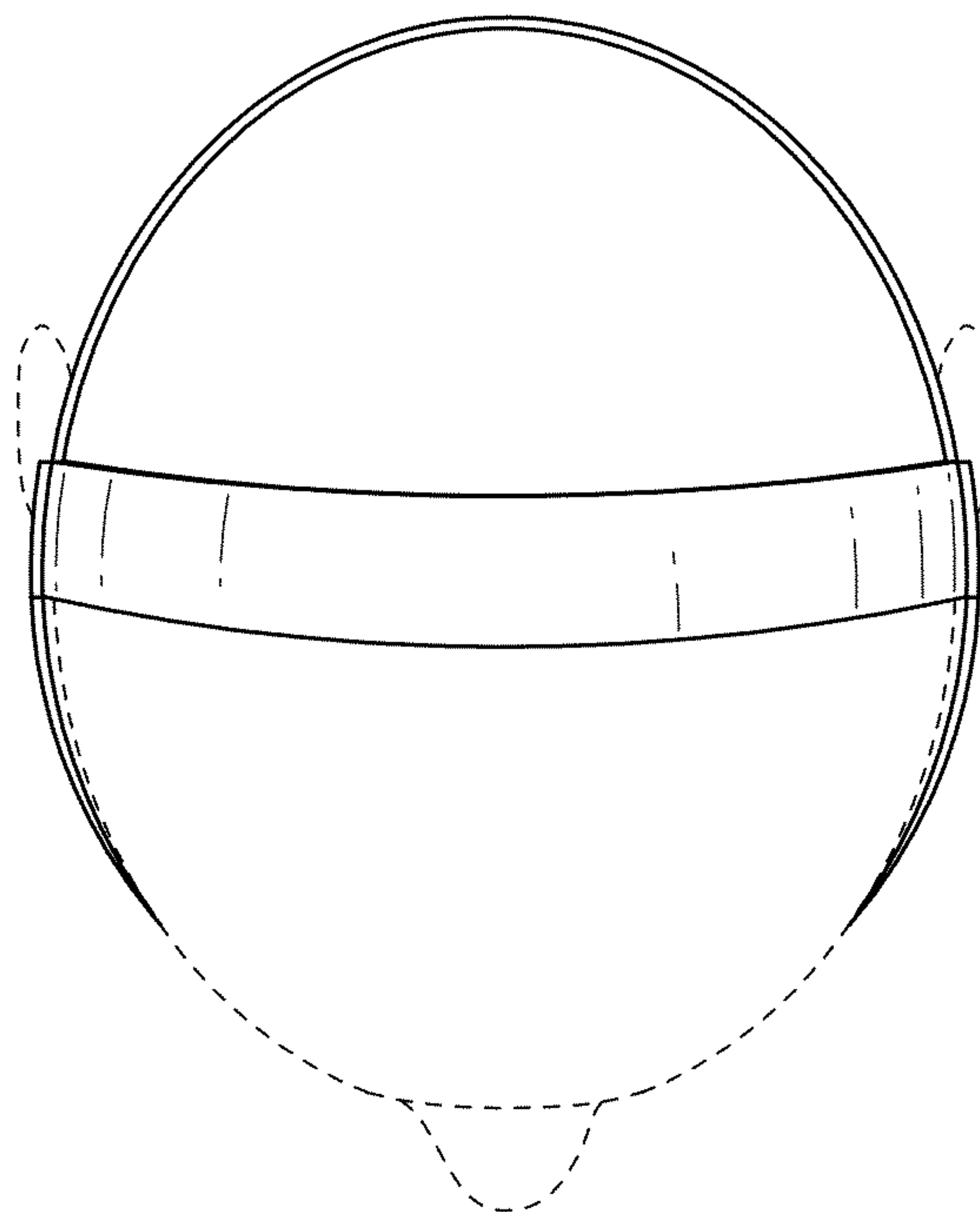


Fig. 6

