

US00D685912S

(12) **United States Design Patent**
Havn et al.

(10) **Patent No.:** **US D685,912 S**

(45) **Date of Patent:** **** Jul. 9, 2013**

(54) **HEARING AID PART**

(75) Inventors: **Kennie Falk Havn**, Copenhagen S (DK); **Morten Pihl Linkenkaer**, Varlose (DK)

(73) Assignee: **Widex A/S**, Lynge (DK)

(**) Term: **14 Years**

(21) Appl. No.: **29/410,040**

(22) Filed: **Jan. 3, 2012**

(30) **Foreign Application Priority Data**

Jul. 1, 2011 (JP) 2011-15198

(51) **LOC (9) Cl.** **24-99**

(52) **U.S. Cl.**
USPC **D24/174**

(58) **Field of Classification Search**
USPC D24/173-175, 151; D14/205, 206,
D14/223-226, 249; 381/23.1, 312, 322-324,
381/328, 330, 380, 381; 181/135
See application file for complete search history.

(56) **References Cited**

U.S. PATENT DOCUMENTS

6,496,587 B1 * 12/2002 Mueller 381/330
D516,216 S * 2/2006 Portmann D24/174

D546,455 S * 7/2007 Darbut et al. D24/174
7,684,579 B2 * 3/2010 Ochsenbein et al. 381/324
D635,264 S * 3/2011 Dubs D24/174
D646,788 S * 10/2011 Dubs et al. D24/174
D647,204 S * 10/2011 Borregaard D24/175
D663,846 S * 7/2012 Ingold et al. D24/174
2008/0260193 A1 * 10/2008 Westermann et al. 381/330
2010/0111315 A1 * 5/2010 Kroman 381/60

* cited by examiner

Primary Examiner — Anhdao Doan

(74) *Attorney, Agent, or Firm* — Sughrue Mion, PLLC

(57) **CLAIM**

The ornamental design for a hearing aid part, as shown and described.

DESCRIPTION

FIG. 1 is a front view of a hearing aid part, showing our new design;
FIG. 2 is a left side view thereof;
FIG. 3 is a rear view thereof;
FIG. 4 is a bottom view thereof;
FIG. 5 is a right side view thereof; and,
FIG. 6 is a top view thereof.
Portions of the hearing aid part shown in broken lines form no part of the claimed design.

1 Claim, 3 Drawing Sheets

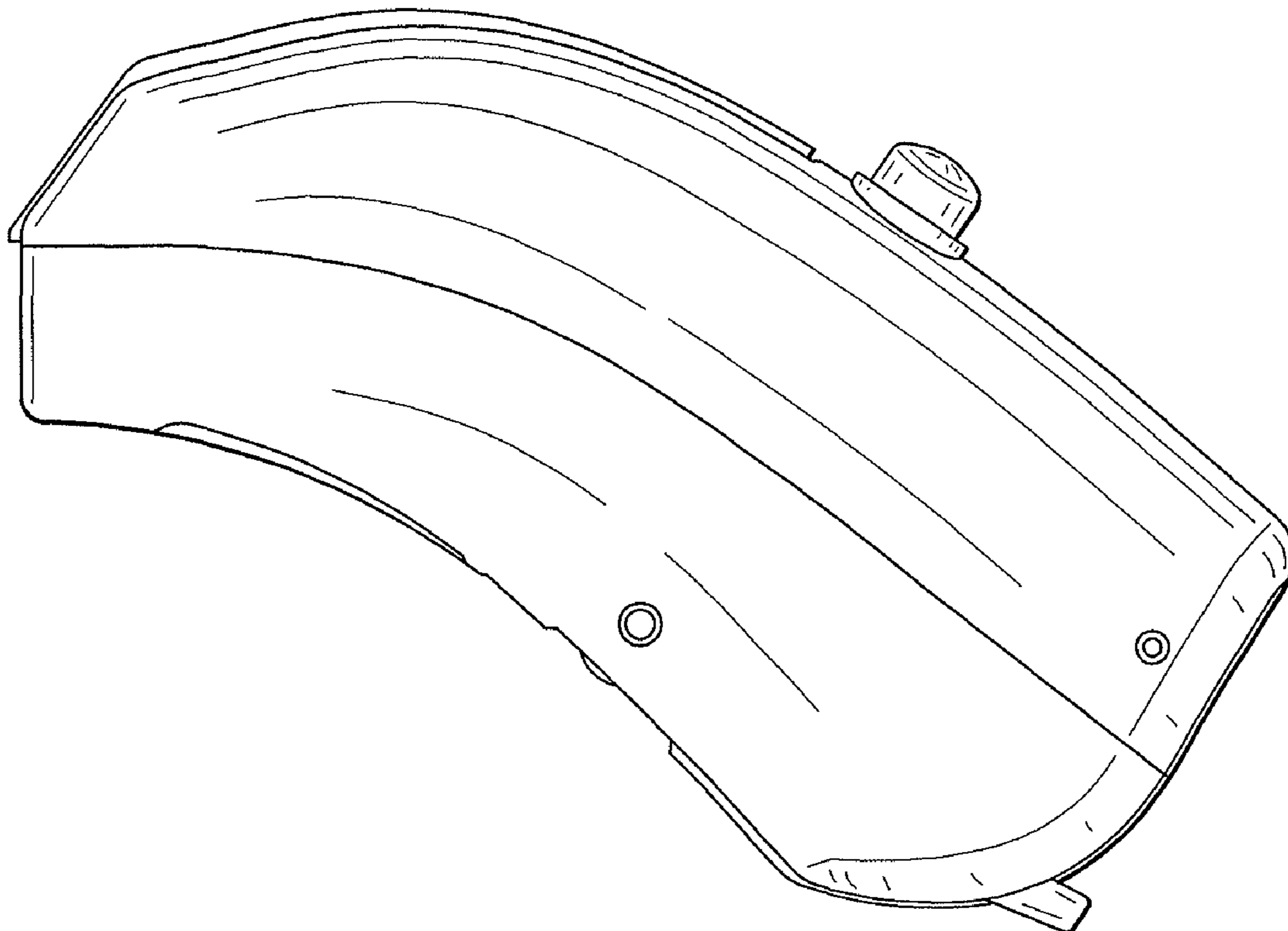


FIG. 1

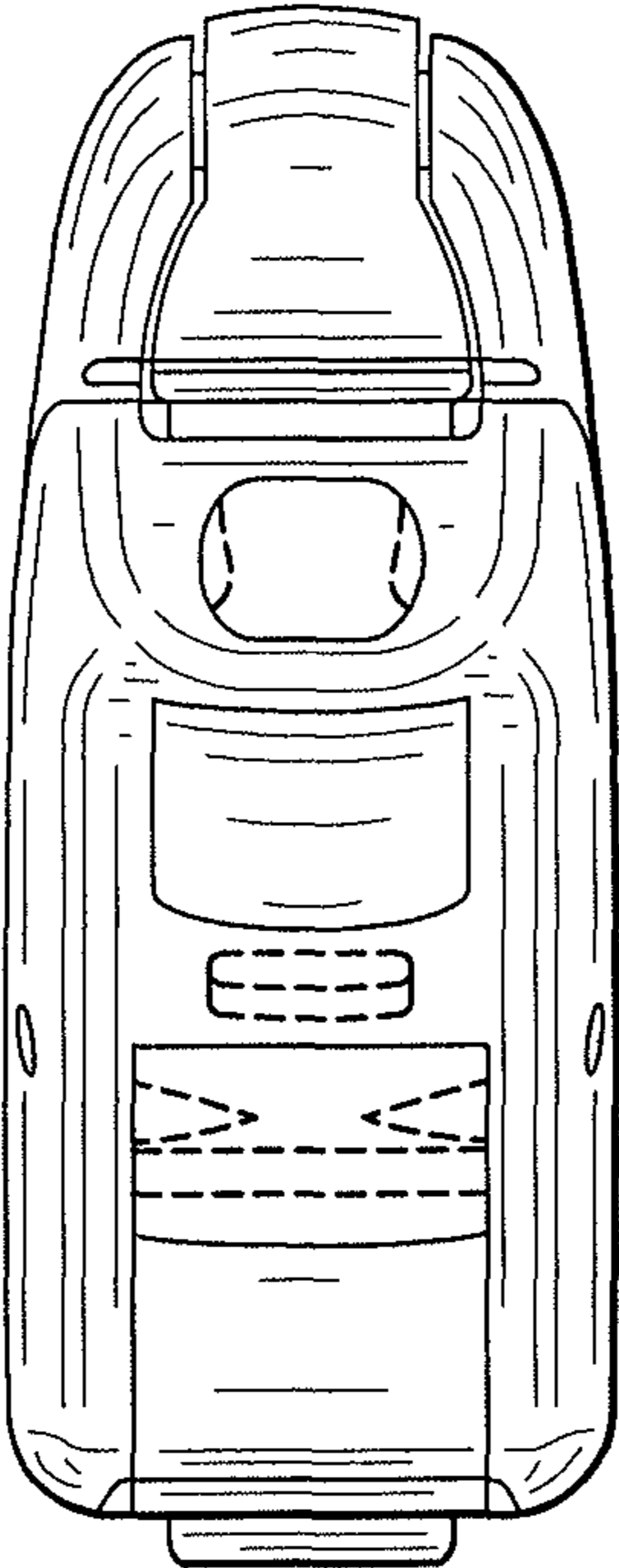


FIG. 2

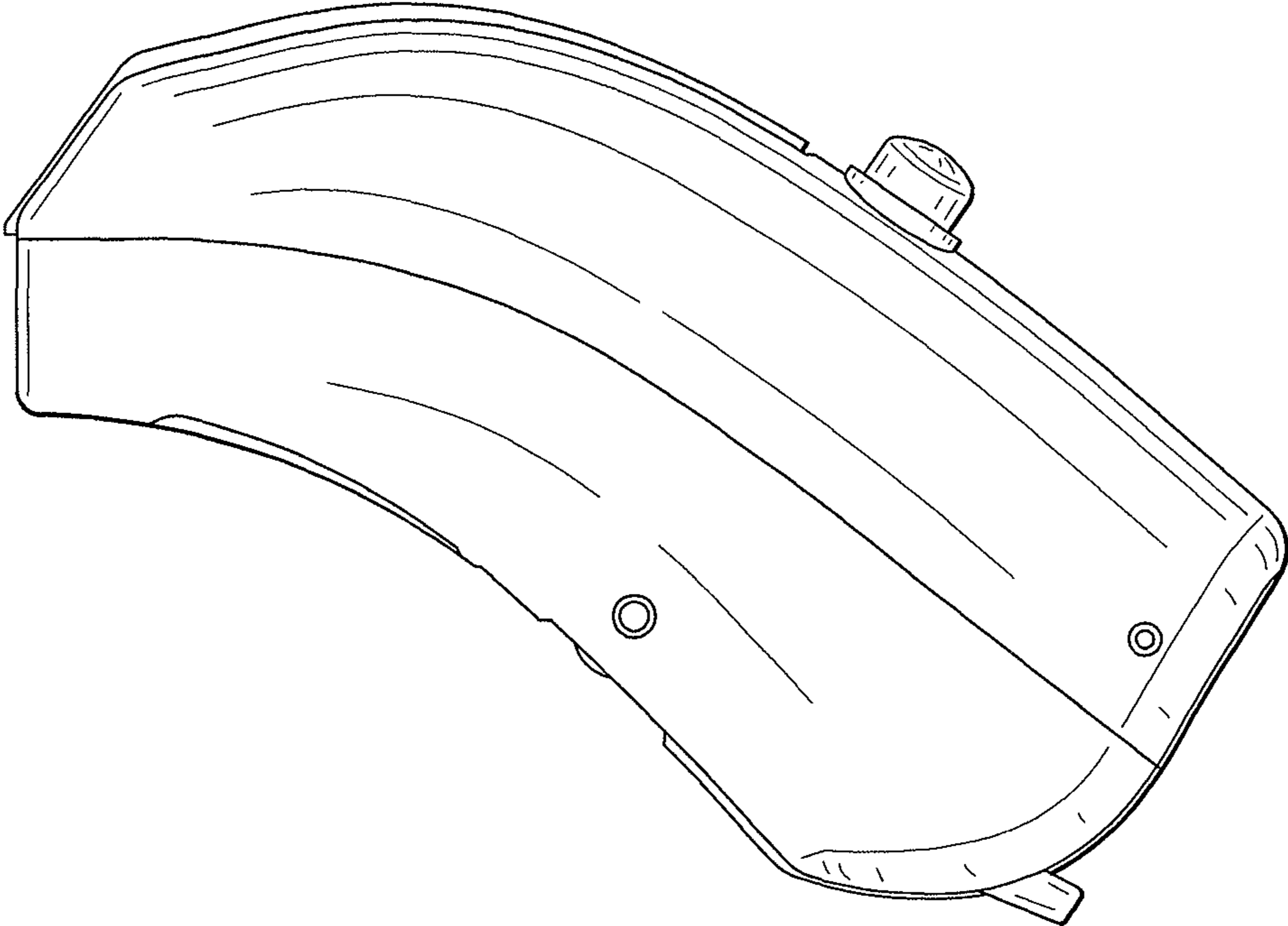


FIG. 3




FIG. 4




FIG. 5

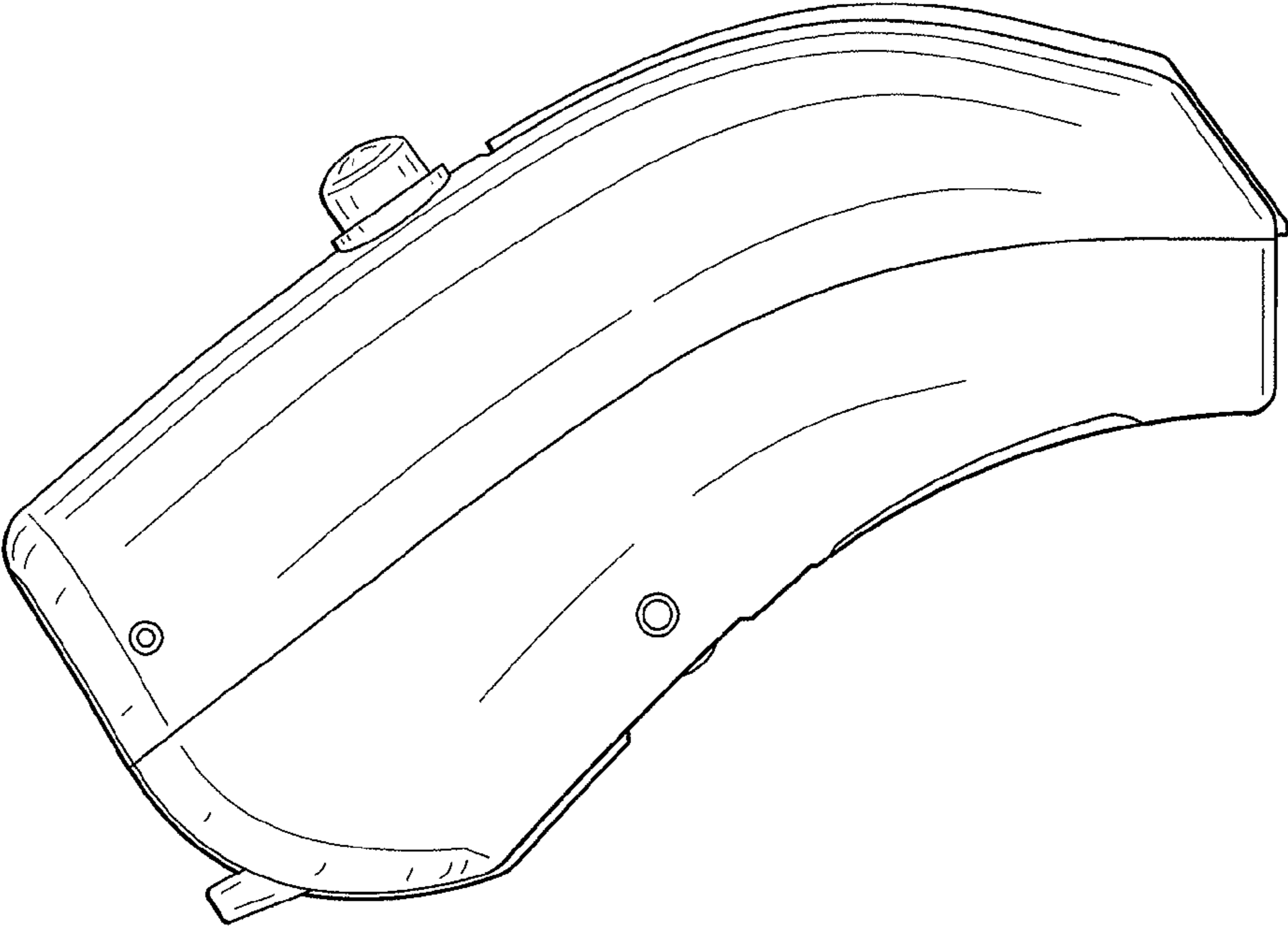


FIG. 6

