



US00D685909S

(12) **United States Design Patent**
Lomicka et al.

(10) **Patent No.:** **US D685,909 S**

(45) **Date of Patent:** **** Jul. 9, 2013**

(54) **SIZING TEMPLATE**

(75) Inventors: **Matthew J. Lomicka**, Fort Wayne, IN (US); **Mark Mooradian**, Phoenix, AZ (US)

(73) Assignee: **Zimmer, Inc.**, Warsaw, IN (US)

(**) Term: **14 Years**

(21) Appl. No.: **29/412,638**

(22) Filed: **Feb. 6, 2012**

(51) **LOC (9) Cl.** **24-02**

(52) **U.S. Cl.**
USPC **D24/140**

(58) **Field of Classification Search**
USPC D24/133, 140, 155, 171; 606/1, 53, 606/79, 86 R, 87, 88, 89, 96, 98, 102, 166, 606/167, 169, 170, 171, 172, 176, 180, 237
See application file for complete search history.

(56) **References Cited**

U.S. PATENT DOCUMENTS

4,211,228	A *	7/1980	Cloutier	606/102
D326,156	S *	5/1992	Martinez	D24/155
D346,979	S *	5/1994	Stalcup et al.	D10/64
D357,315	S *	4/1995	Dietz	D24/140
D358,647	S *	5/1995	Cohen et al.	D24/155

D365,396	S *	12/1995	Hayes	D24/155
D369,863	S *	5/1996	Hayes	D24/155
D373,825	S *	9/1996	Hayes	D24/155
6,096,082	A *	8/2000	Stegmuller et al.	623/20.15
6,645,215	B1 *	11/2003	McGovern et al.	606/102
2007/0282451	A1 *	12/2007	Metzger et al.	623/20.28
2011/0098824	A1 *	4/2011	Jukes et al.	623/20.32
2012/0310246	A1 *	12/2012	Belcher et al.	606/80

* cited by examiner

Primary Examiner — Bridget L Eland

(74) *Attorney, Agent, or Firm* — Schwegman, Lundberg & Woessner P.A.

(57) **CLAIM**

The ornamental design for a sizing template, as shown and described.

DESCRIPTION

FIG. 1 is a front top right perspective view of a sizing template incorporating our new design.

FIG. 2 is a top view of the sizing template.

FIG. 3 is a bottom view of the sizing template.

FIG. 4 is a front view of the sizing template.

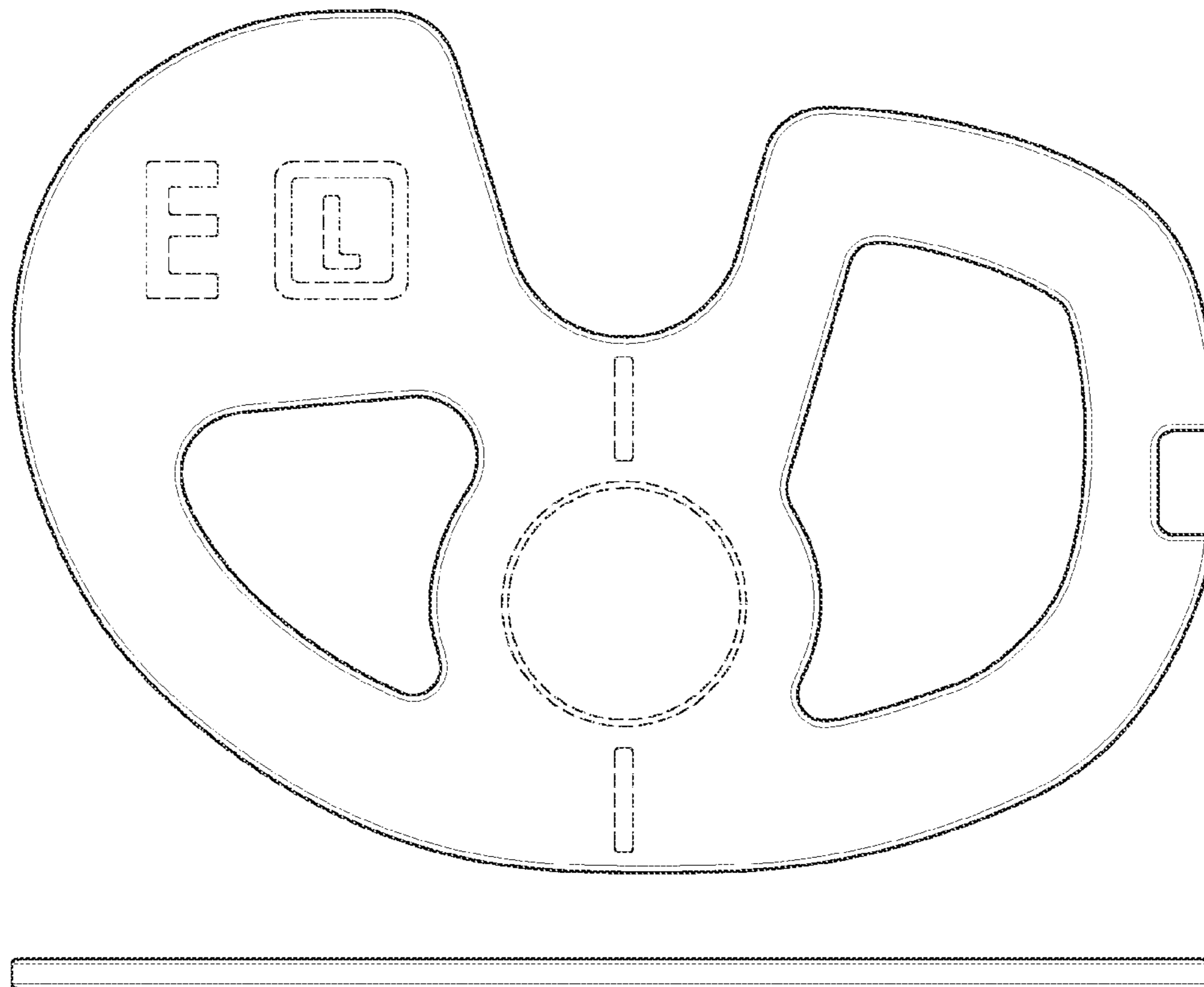
FIG. 5 is a back view of the sizing template.

FIG. 6 is a left side view of the sizing template; and,

FIG. 7 is a right side view of the sizing template.

Subject matter shown in broken lines forms no part of the claimed design.

1 Claim, 3 Drawing Sheets



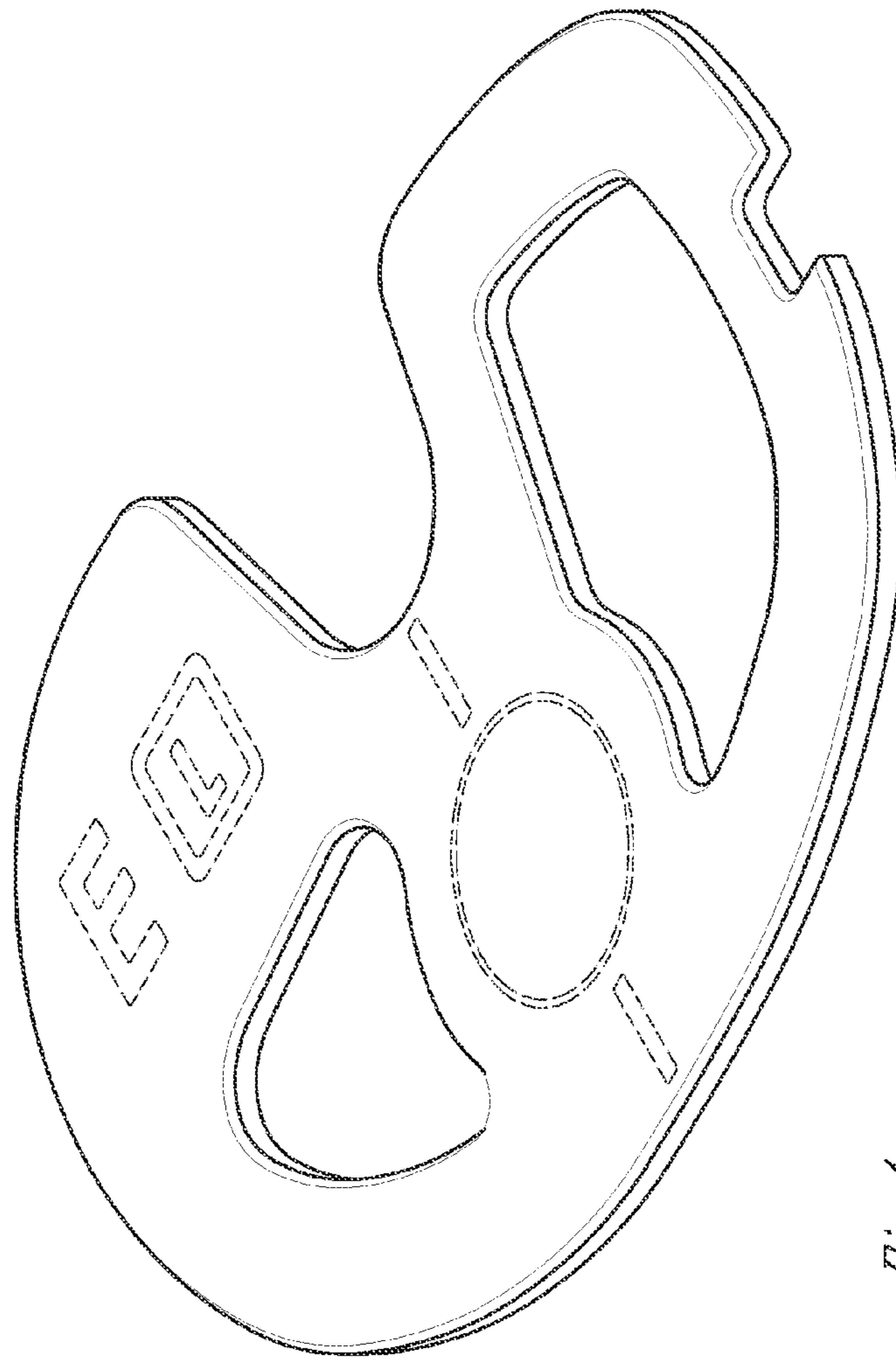


Fig. 1

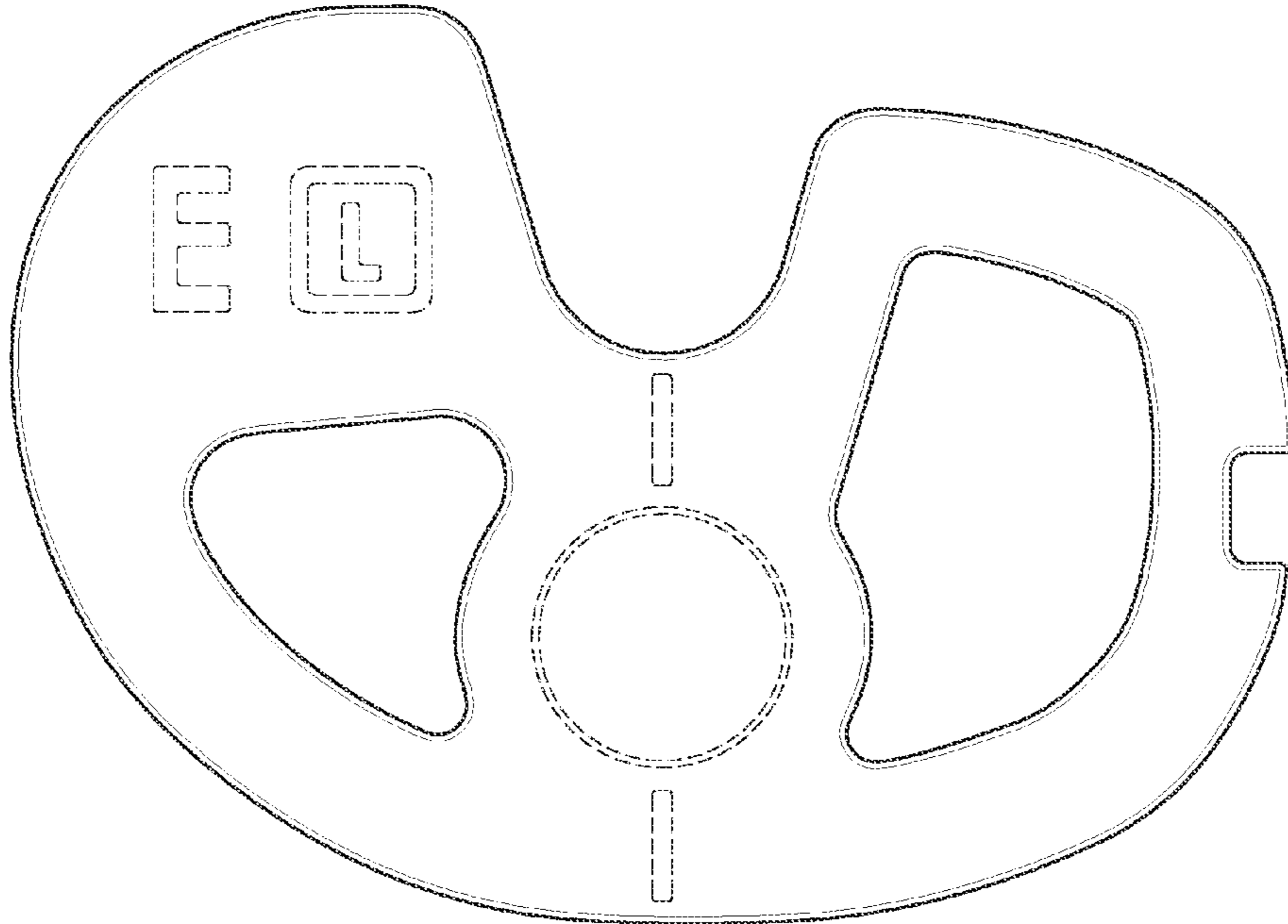


Fig. 2

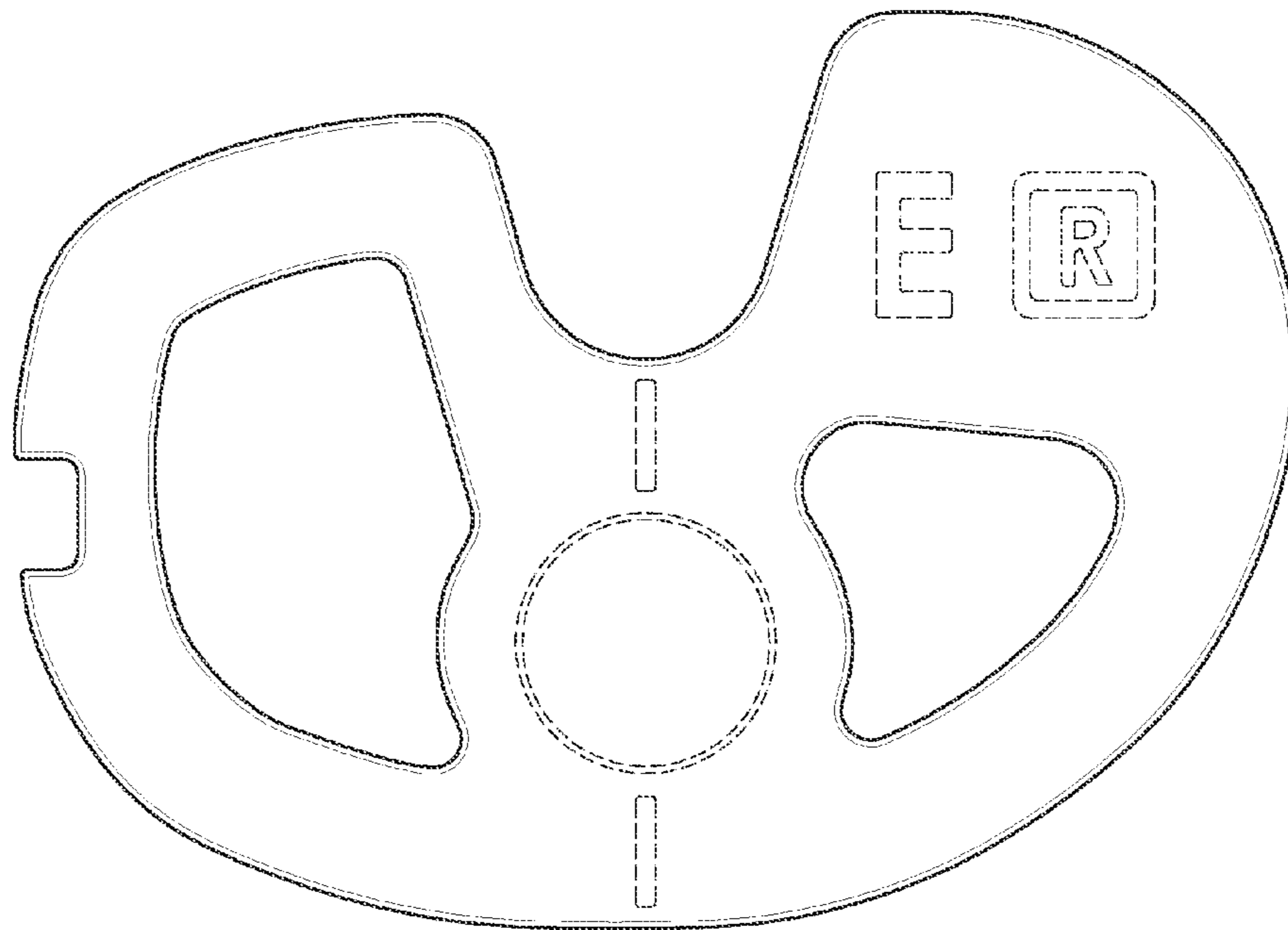


Fig. 3



Fig. 7



Fig. 4



Fig. 5




Fig. 6