



US00D685891S

(12) **United States Design Patent**
Williams et al.

(10) **Patent No.:** **US D685,891 S**
(45) **Date of Patent:** **** Jul. 9, 2013**

(54) **EXHAUST GASKET**

(75) Inventors: **Steve Williams**, Beaumont, CA (US);
Jonathan Fiello, Beaumont, CA (US);
Gilbert Heck, Nuevo, CA (US)

(73) Assignee: **K&N Engineering, Inc.**, Riverside, CA
(US)

(**) Term: **14 Years**

(21) Appl. No.: **29/413,295**

(22) Filed: **Feb. 14, 2012**

(51) **LOC (9) Cl.** **23-01**

(52) **U.S. Cl.**
USPC **D23/269**

(58) **Field of Classification Search**
USPC D23/269, 262; 277/351-359, 572,
277/563, 504; D12/223; D10/120; 381/343
See application file for complete search history.

(56) **References Cited**

U.S. PATENT DOCUMENTS

D138,406 S * 8/1944 Hadley D10/120
D269,110 S * 5/1983 Logsdon D23/269

D269,111 S * 5/1983 Logsdon D23/269
4,525,604 A * 6/1985 Frye 381/343
D419,099 S * 1/2000 Chen D10/120
D540,735 S * 4/2007 Jen-Yu D12/223

* cited by examiner

Primary Examiner — Eric Goodman

(74) *Attorney, Agent, or Firm* — Rutan & Tucker LLP; Hani
Z. Sayed

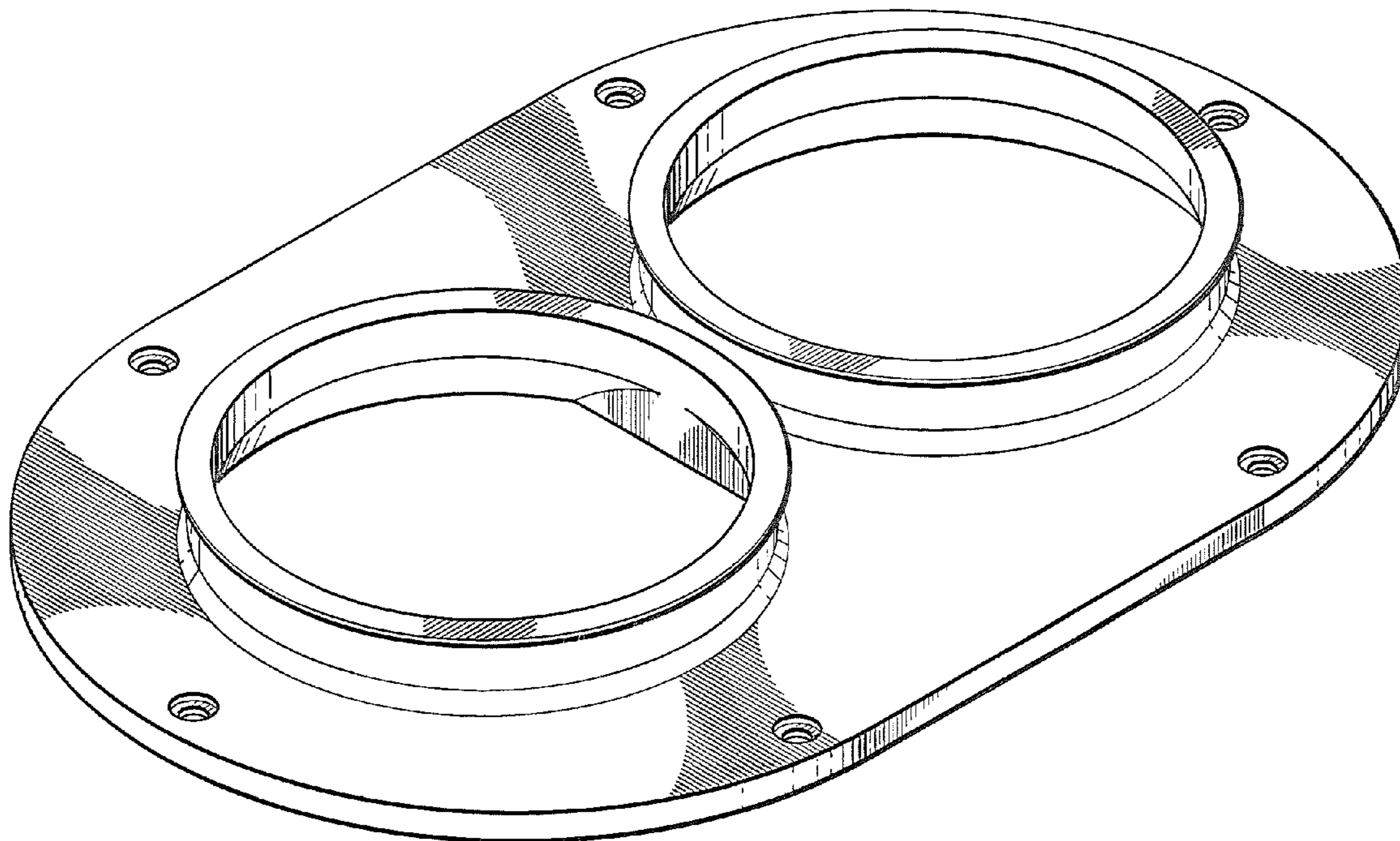
(57) **CLAIM**

The ornamental design for exhaust gasket, as shown and
described.

DESCRIPTION

FIG. 1 is a top, front, left side perspective view in an exem-
plary embodiment of the present invention;
FIG. 2 is a rear elevation view in an exemplary embodiment of
the present invention;
FIG. 3 is a right side elevation view in an exemplary embodi-
ment of the present invention;
FIG. 4 is a top plan view in an exemplary embodiment of the
present invention; and,
FIG. 5 is a bottom plan view in an exemplary embodiment of
the present invention.

1 Claim, 4 Drawing Sheets



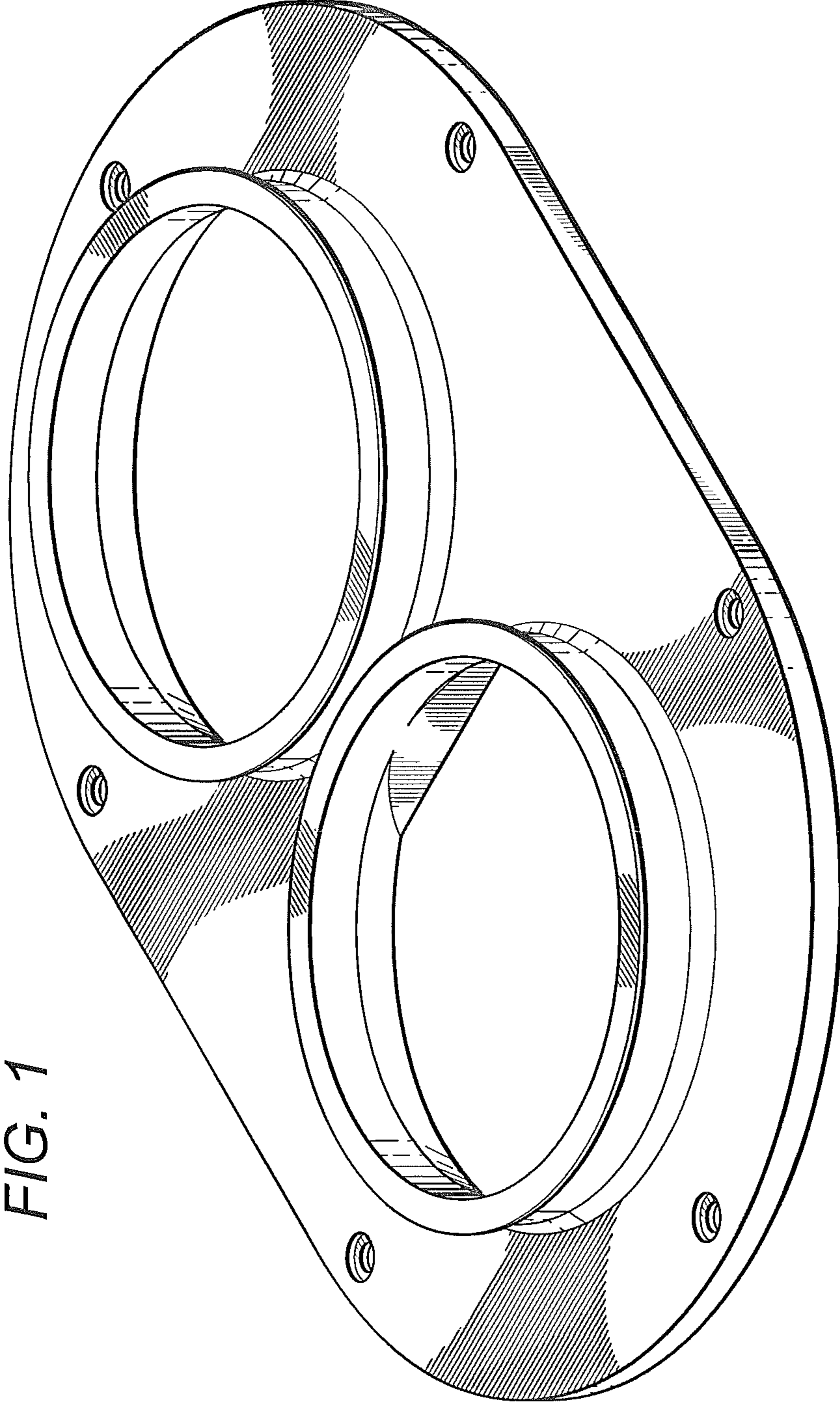


FIG. 1

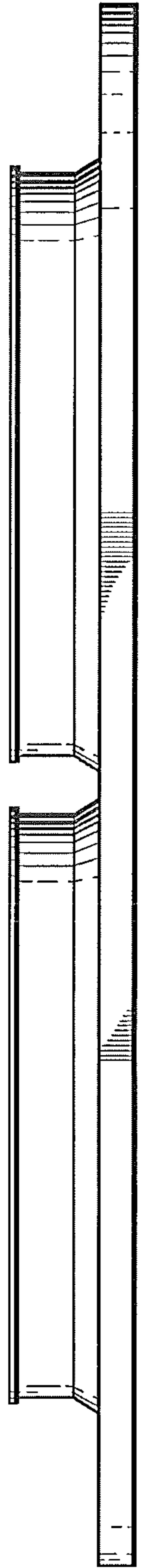


FIG. 2




FIG. 3

FIG. 4

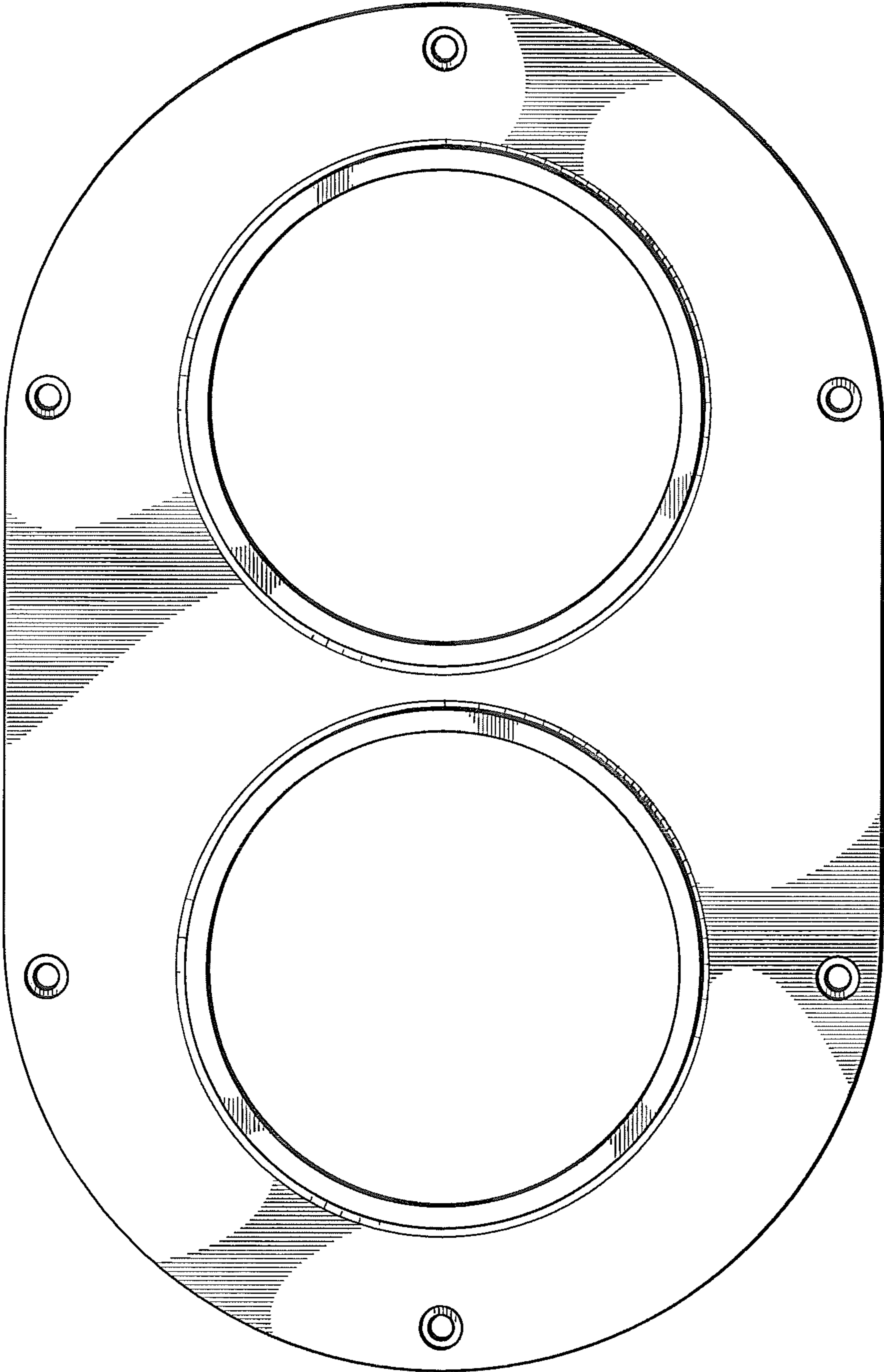


FIG. 5

