



US00D685887S

(12) **United States Design Patent**
Madara et al.

(10) **Patent No.:** **US D685,887 S**
(45) **Date of Patent:** **** Jul. 9, 2013**

- (54) **PIPE COUPLING SEGMENT**
- (71) Applicant: **Victaulic Company**, Easton, PA (US)
- (72) Inventors: **Scott D Madara**, Nazareth, PA (US);
Amit R Shah, Quakertown, PA (US)
- (73) Assignee: **Victaulic Company**, Easton, PA (US)
- (**) Term: **14 Years**

- D602,127 S 10/2009 Shah et al.
- D605,734 S 12/2009 Henry et al.
- D605,735 S 12/2009 Shah et al.
- D607,548 S 1/2010 Shah et al.
- D607,549 S 1/2010 Shah et al.
- D607,550 S 1/2010 Shah et al.
- D608,865 S 1/2010 Henry et al.
- D608,866 S 1/2010 Henry et al.
- D608,867 S 1/2010 Henry et al.

(Continued)

- (21) Appl. No.: **29/433,536**
 - (22) Filed: **Oct. 1, 2012**
 - (51) **LOC (9) Cl.** **23-01**
 - (52) **U.S. Cl.**
USPC **D23/262**
 - (58) **Field of Classification Search**
USPC D23/259, 262; 285/11-12, 7, 177,
285/394-395, 307, 358, 179-183, 423, 356,
285/303, 337
- See application file for complete search history.

OTHER PUBLICATIONS

Chionchio, John A., Pipe Coupling Segment; Design U.S. Appl. No. 29/433,487, filed Oct. 1, 2012, pp. 1-7.

(Continued)

Primary Examiner — Eric Goodman
(74) *Attorney, Agent, or Firm* — Ballard Spahr LLP

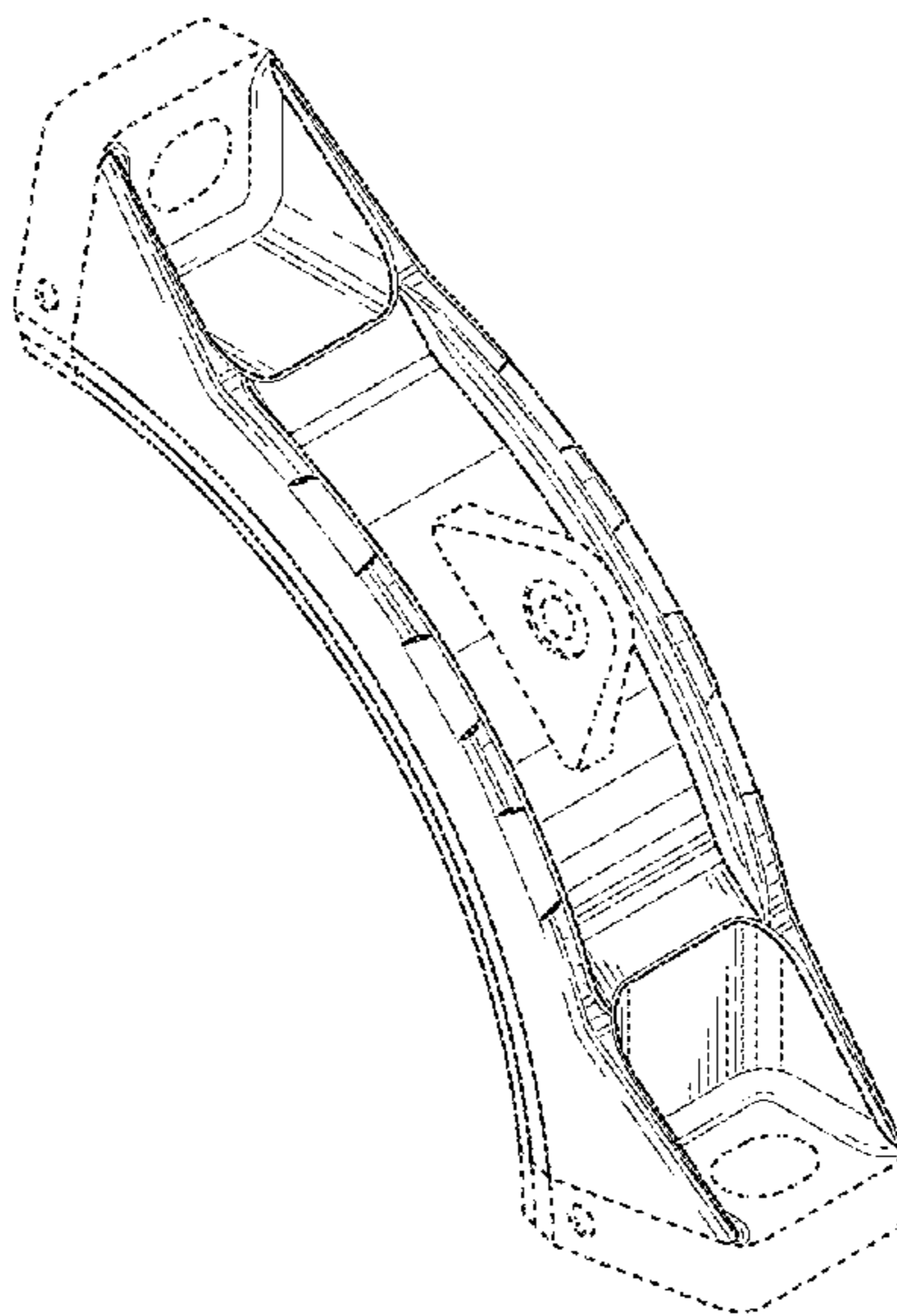
(57) **CLAIM**
We claim the ornamental design for a pipe coupling segment, as shown and described.

DESCRIPTION

FIG. 1 is an isometric view of a design of a pipe coupling segment according to our invention;
FIG. 2 is a left side view of the pipe coupling segment shown in FIG. 1, the right side view being identical;
FIG. 3 is a lower end view of the pipe coupling segment shown in FIG. 1;
FIG. 4 is a lower bottom view of the pipe coupling segment shown in FIG. 1;
FIG. 5 is an upper end view of the pipe coupling segment shown in FIG. 1; and,
FIG. 6 is an upper bottom view of the pipe coupling segment shown in FIG. 1.
The broken lines shown in FIGS. 1 through 6 are for illustrative purposes only and form no part of the claimed design.

1 Claim, 2 Drawing Sheets

- (56) **References Cited**
- U.S. PATENT DOCUMENTS**
- 872,659 A 12/1907 Lord
- 2,822,195 A * 2/1958 Hoke 285/337
- 2,861,822 A 11/1958 Riskey et al.
- D208,388 S 8/1967 Graham
- 3,352,579 A 11/1967 Hoke
- 4,183,560 A 1/1980 Wyss
- D339,975 S * 10/1993 Bird et al. D8/354
- 5,509,699 A * 4/1996 Himmelberger 285/337
- 5,803,513 A * 9/1998 Richardson 285/342
- D453,816 S 2/2002 Sato et al.
- 6,494,502 B1 12/2002 Plante
- D513,793 S 1/2006 Copeland et al.
- D515,673 S 2/2006 Copeland et al.
- 7,090,259 B2 * 8/2006 Dole 285/367
- D593,642 S 6/2009 Copeland et al.
- D600,784 S 9/2009 Henry et al.



US D685,887 S

Page 2

U.S. PATENT DOCUMENTS

D612,461 S 3/2010 Henry et al.
D612,462 S 3/2010 Shah et al.
D612,463 S 3/2010 Shah et al.
D613,377 S 4/2010 Shah et al.
D614,269 S 4/2010 Henry et al.
D616,072 S 5/2010 Henry et al.
D620,086 S * 7/2010 Copeland et al. D23/266
D633,600 S * 3/2011 Madara D23/262
D665,060 S * 8/2012 Wilk et al. D23/262
D665,888 S * 8/2012 Wilk et al. D23/262
D674,060 S * 1/2013 Wilk et al. D23/262
D674,061 S * 1/2013 Cuvo et al. D23/262
D674,062 S * 1/2013 Madara et al. D23/262
D674,063 S * 1/2013 Wilk et al. D23/262

2003/0071460 A1 4/2003 Snyder et al.
2003/0230897 A1* 12/2003 Lundstrom 285/337
2005/0146133 A1 7/2005 Snyder et al.

OTHER PUBLICATIONS

Chionchio, John A., Pipe Coupling Segment; Design U.S. Appl. No. 29/433,534, filed Oct. 1, 2012, pp. 1-9.
Chionchio, John A., Pipe Coupling Segment; Design U.S. Appl. No. 29/433,535, filed Oct. 1, 2012, pp. 1-9.
Chionchio, John A., Pipe Coupling Segment; Design U.S. Appl. No. 29/433,587, filed Oct. 2, 2012, pp. 1-9.
Chionchio, John A., Pipe Coupling Segment; Design U.S. Appl. No. 29/433,585, filed Oct. 2, 2012, pp. 1-9.

* cited by examiner

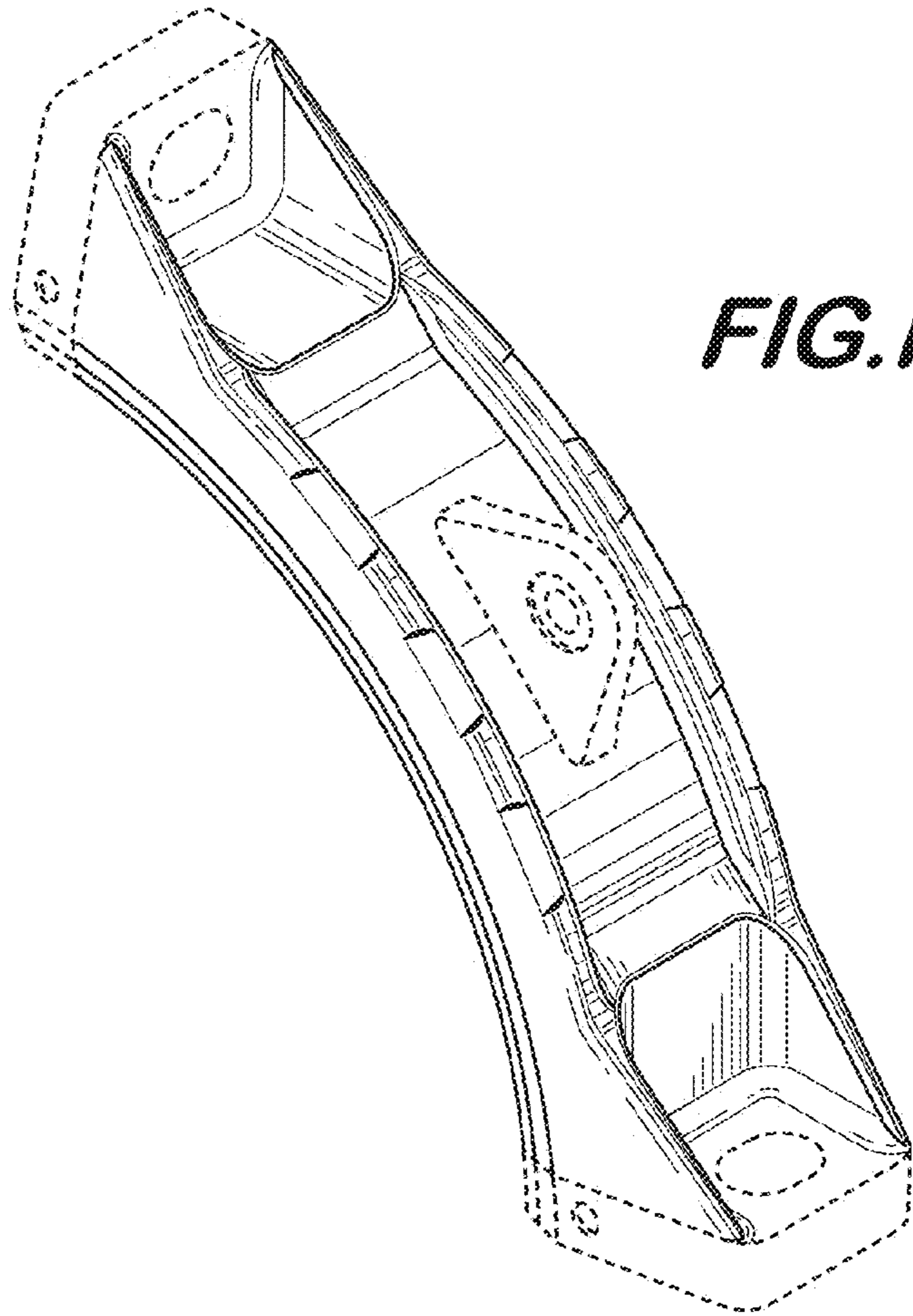


FIG. 1

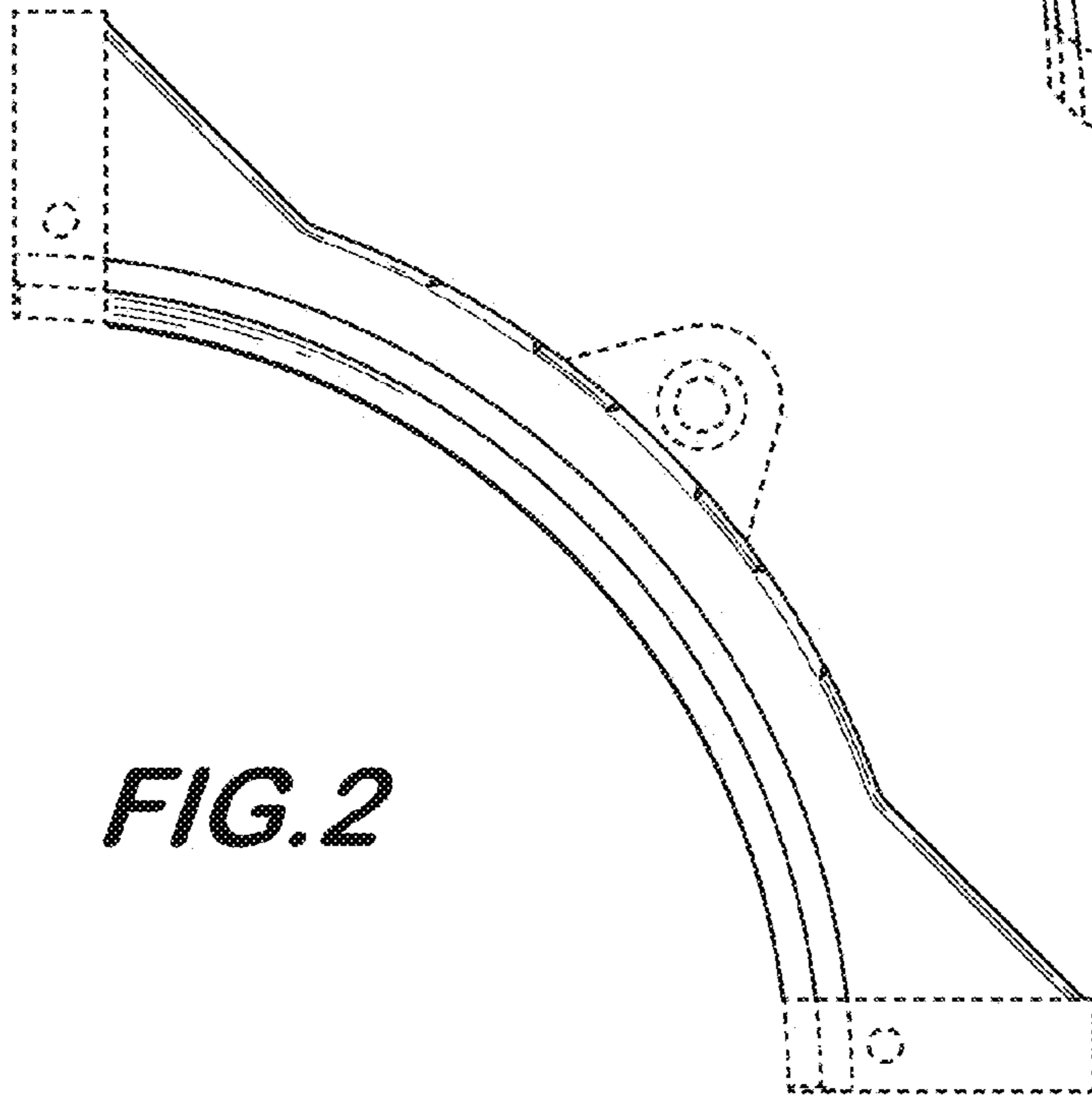


FIG. 2

FIG. 3

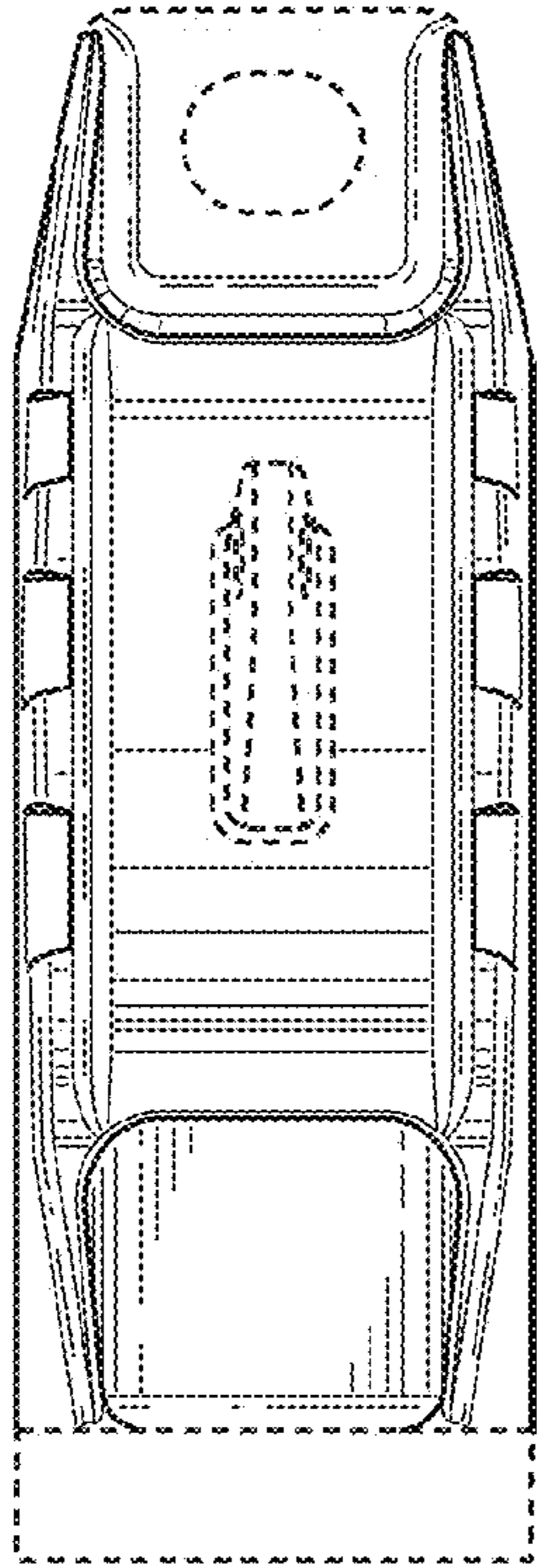


FIG. 4

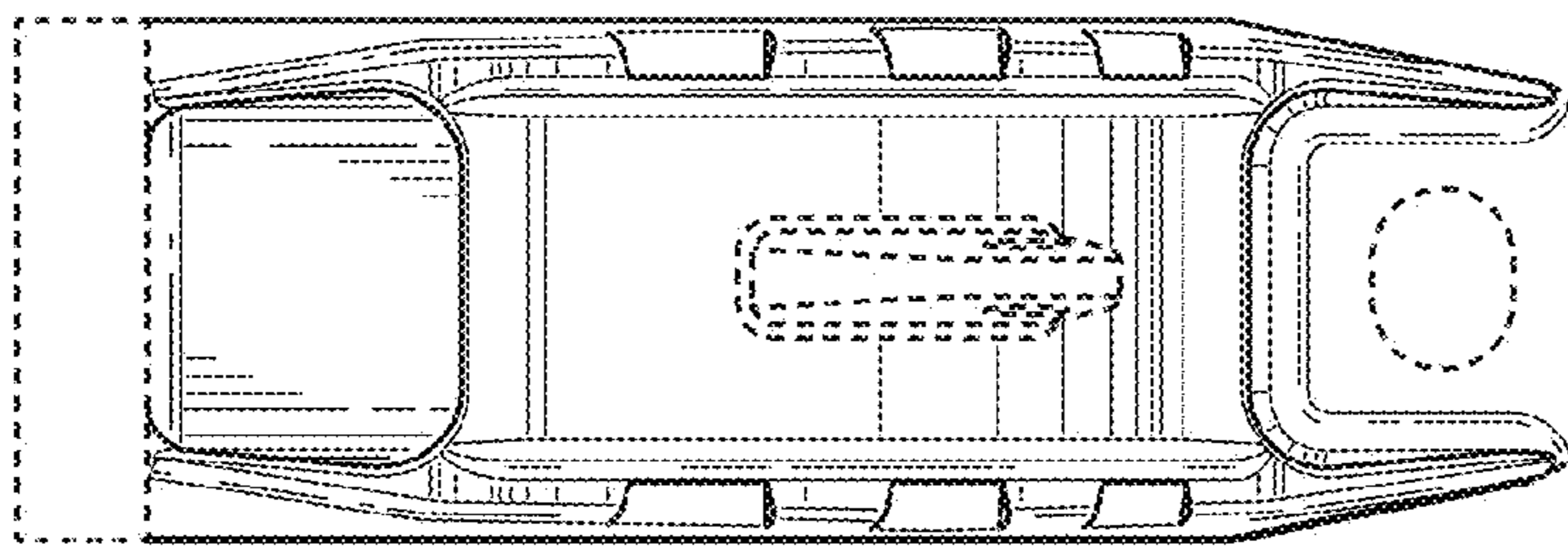
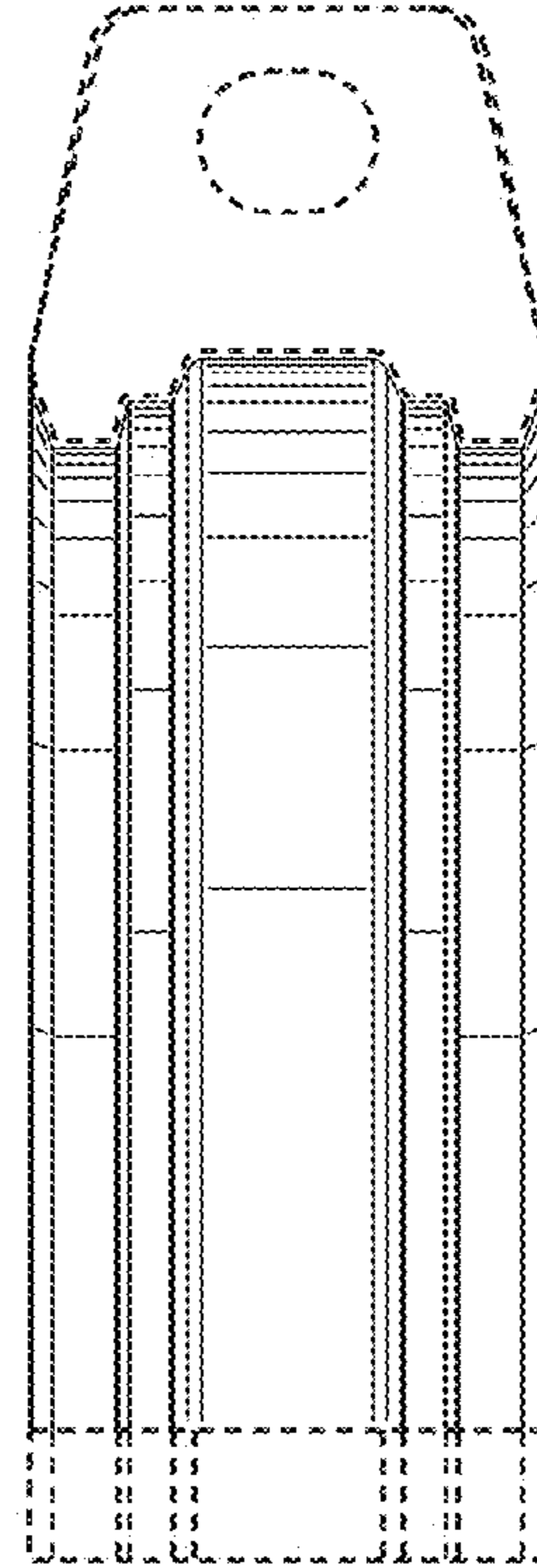


FIG. 5

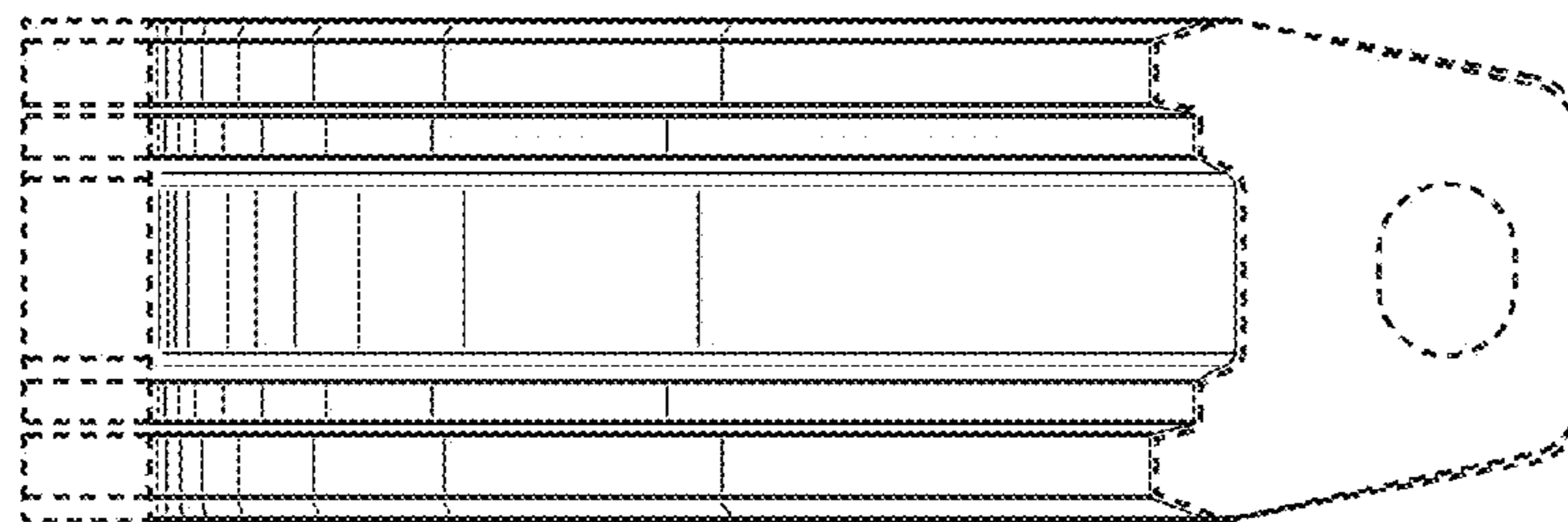


FIG. 6