



US00D685885S

(12) **United States Design Patent**
Shah et al.

(10) **Patent No.:** **US D685,885 S**

(45) **Date of Patent:** **** Jul. 9, 2013**

(54) **PIPE COUPLING SEGMENT**
(71) Applicant: **Victaulic Company**, Easton, PA (US)
(72) Inventors: **Amit R Shah**, Quakertown, PA (US);
Scott D Madara, Nazareth, PA (US)
(73) Assignee: **Victaulic Company**, Easton, PA (US)

D602,127 S 10/2009 Shah et al.
D605,734 S 12/2009 Henry et al.
D605,735 S 12/2009 Shah et al.
D607,548 S 1/2010 Shah et al.
D607,549 S 1/2010 Shah et al.
D607,550 S 1/2010 Shah et al.
D608,865 S 1/2010 Henry et al.
D608,866 S 1/2010 Henry et al.
D608,867 S 1/2010 Henry et al.

(Continued)

(**) Term: **14 Years**

OTHER PUBLICATIONS

(21) Appl. No.: **29/433,534**

Chionchio, John A., Pipe Coupling Segment; Design U.S. Appl. No. 29/433,487, filed Oct. 1, 2012, pp. 1-7.

(22) Filed: **Oct. 1, 2012**

(Continued)

(51) **LOC (9) Cl.** **23-01**

(52) **U.S. Cl.**

USPC **D23/262**

(58) **Field of Classification Search**

USPC D23/259, 262; 285/11-12, 7, 177,
285/394-395, 307, 358, 179-183, 423, 356,
285/303, 337

See application file for complete search history.

Primary Examiner — Eric Goodman

(74) *Attorney, Agent, or Firm* — Ballard Spahr LLP

(57) **CLAIM**

We claim the ornamental design for a pipe coupling segment, as shown and described.

DESCRIPTION

(56) **References Cited**

U.S. PATENT DOCUMENTS

872,659 A 12/1907 Lord
2,822,195 A * 2/1958 Hoke 285/337
2,861,822 A 11/1958 Riskey et al.
D208,388 S 8/1967 Graham
3,352,579 A 11/1967 Hoke
4,183,560 A 1/1980 Wyss
D339,975 S * 10/1993 Bird et al. D8/354
5,509,699 A * 4/1996 Himmelberger 285/337
5,803,513 A * 9/1998 Richardson 285/342
D453,816 S 2/2002 Sato et al.
6,494,502 B1 12/2002 Plante
D513,793 S 1/2006 Copeland et al.
D515,673 S 2/2006 Copeland et al.
7,090,259 B2 * 8/2006 Dole 285/367
D593,642 S 6/2009 Copeland et al.
D600,784 S 9/2009 Henry et al.

FIG. 1 is an isometric view of a design of a pipe coupling segment according to our invention;

FIG. 2 is a left side view of the pipe coupling segment shown in FIG. 1, the right side view being identical;

FIG. 3 is a lower bottom view of the pipe coupling segment shown in FIG. 1;

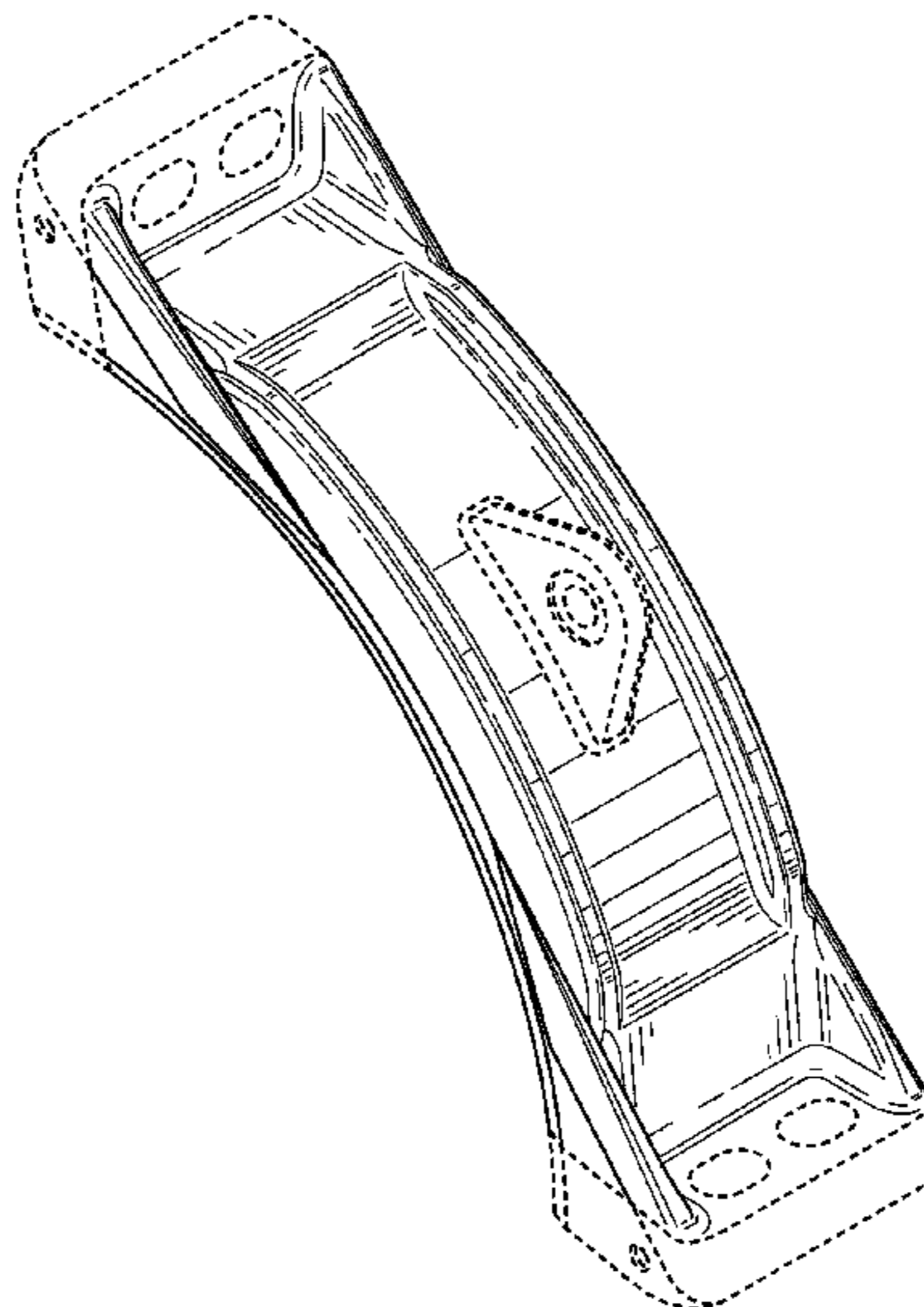
FIG. 4 is a lower end view of the pipe coupling segment shown in FIG. 1;

FIG. 5 is an upper end view of the pipe coupling segment shown in FIG. 1; and,

FIG. 6 is an upper bottom view of the pipe coupling segment shown in FIG. 1.

The broken lines shown in FIGS. 1 through 6 are for illustrative purposes only and form no part of the claimed design.

1 Claim, 3 Drawing Sheets



US D685,885 S

Page 2

U.S. PATENT DOCUMENTS

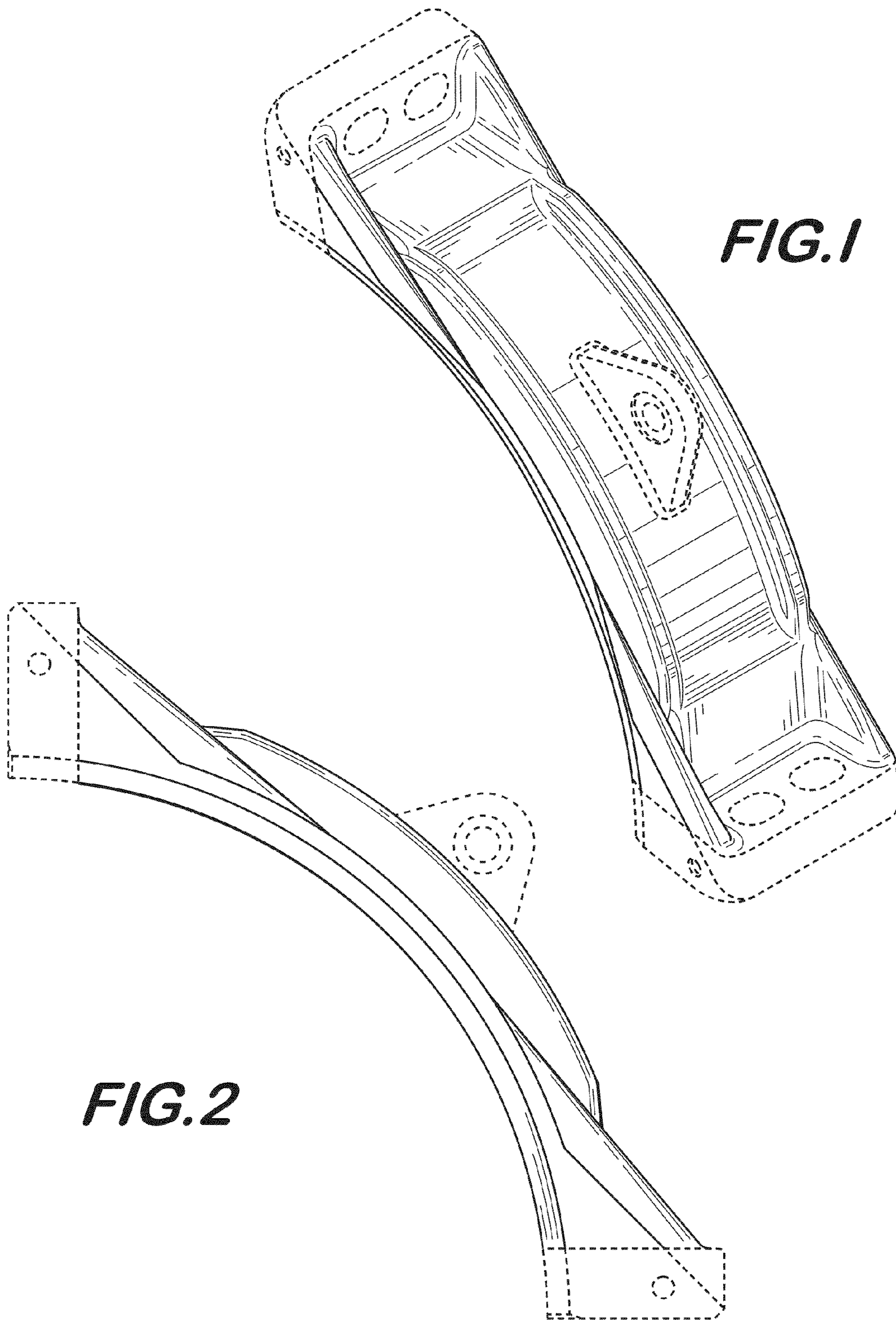
D612,461 S 3/2010 Henry et al.
D612,462 S 3/2010 Shah et al.
D612,463 S 3/2010 Shah et al.
D613,377 S 4/2010 Shah et al.
D614,269 S 4/2010 Henry et al.
D616,072 S 5/2010 Henry et al.
D620,086 S * 7/2010 Copeland et al. D23/266
D633,600 S * 3/2011 Madara D23/262
D665,060 S * 8/2012 Wilk et al. D23/262
D665,888 S * 8/2012 Wilk et al. D23/262
D674,060 S * 1/2013 Wilk et al. D23/262
D674,061 S * 1/2013 Cuvo et al. D23/262
D674,062 S * 1/2013 Madara et al. D23/262
D674,063 S * 1/2013 Wilk et al. D23/262

2003/0071460 A1 4/2003 Snyder et al.
2003/0230897 A1* 12/2003 Lundstrom 285/337
2005/0146133 A1 7/2005 Snyder et al.

OTHER PUBLICATIONS

Chionchio, John A., Pipe Coupling Segment; Design U.S. Appl. No. 29/433,535, filed Oct. 1, 2012; pp. 1-9.
Chionchio, John A., Pipe Coupling Segment; Design U.S. Appl. No. 29/433,536, filed Oct. 1, 2012; pp. 1-7.
Chionchio, John A., Pipe Coupling Segment; Design U.S. Appl. No. 29/433,587, filed Oct. 2, 2012; pp. 1-9.
Chionchio, John A., Pipe Coupling Segment; Design U.S. Appl. No. 29/433,585, filed Oct. 2, 2012; pp. 1-9.

* cited by examiner



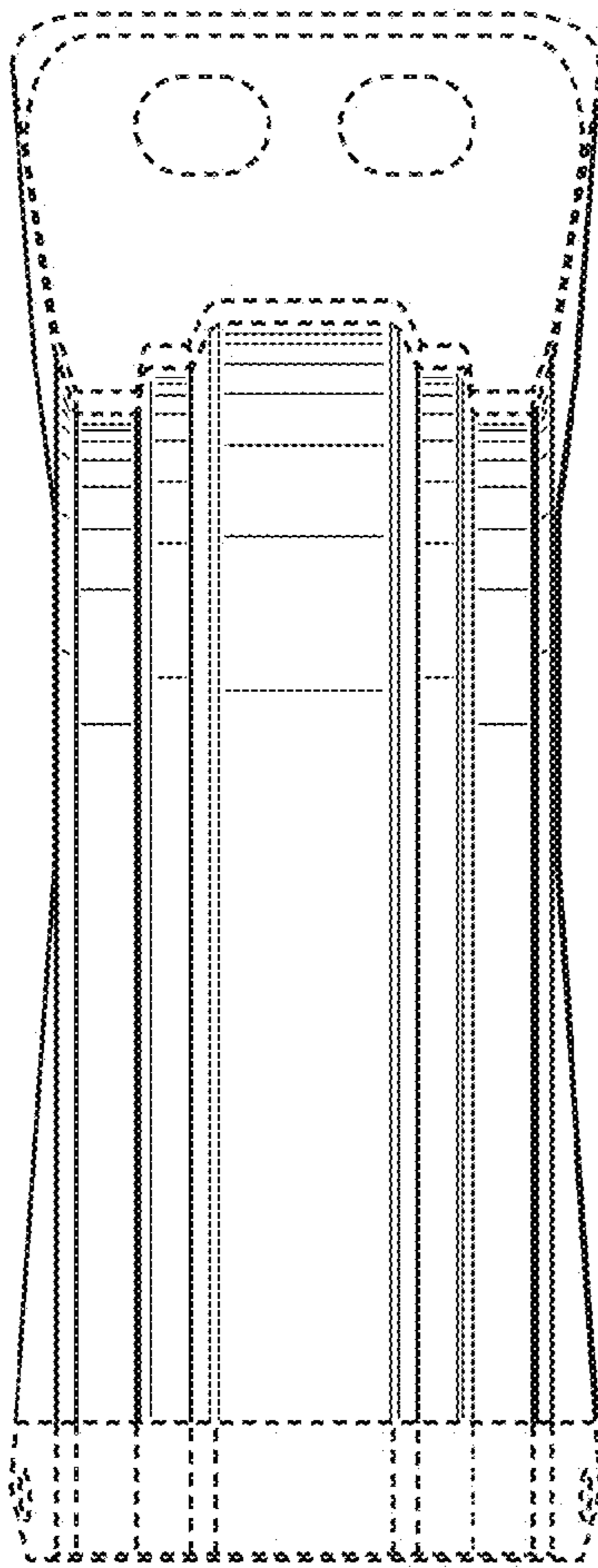


FIG. 3

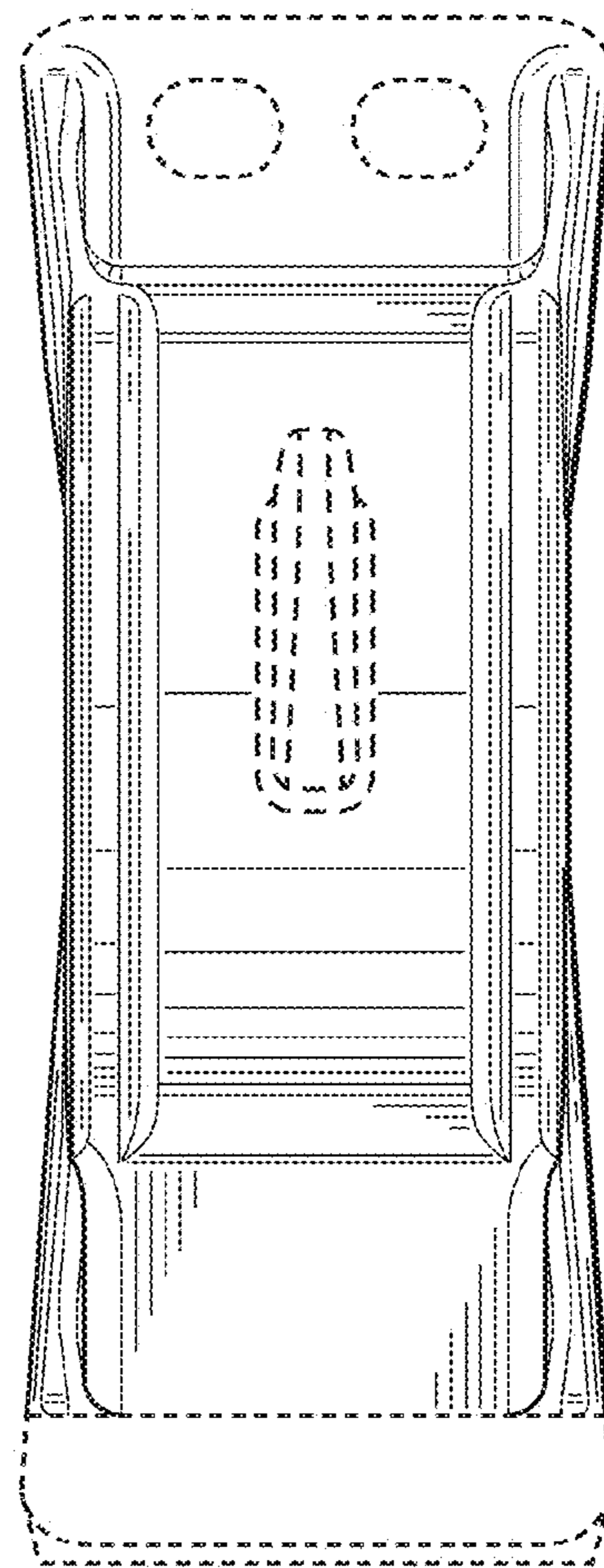


FIG. 4

FIG. 5

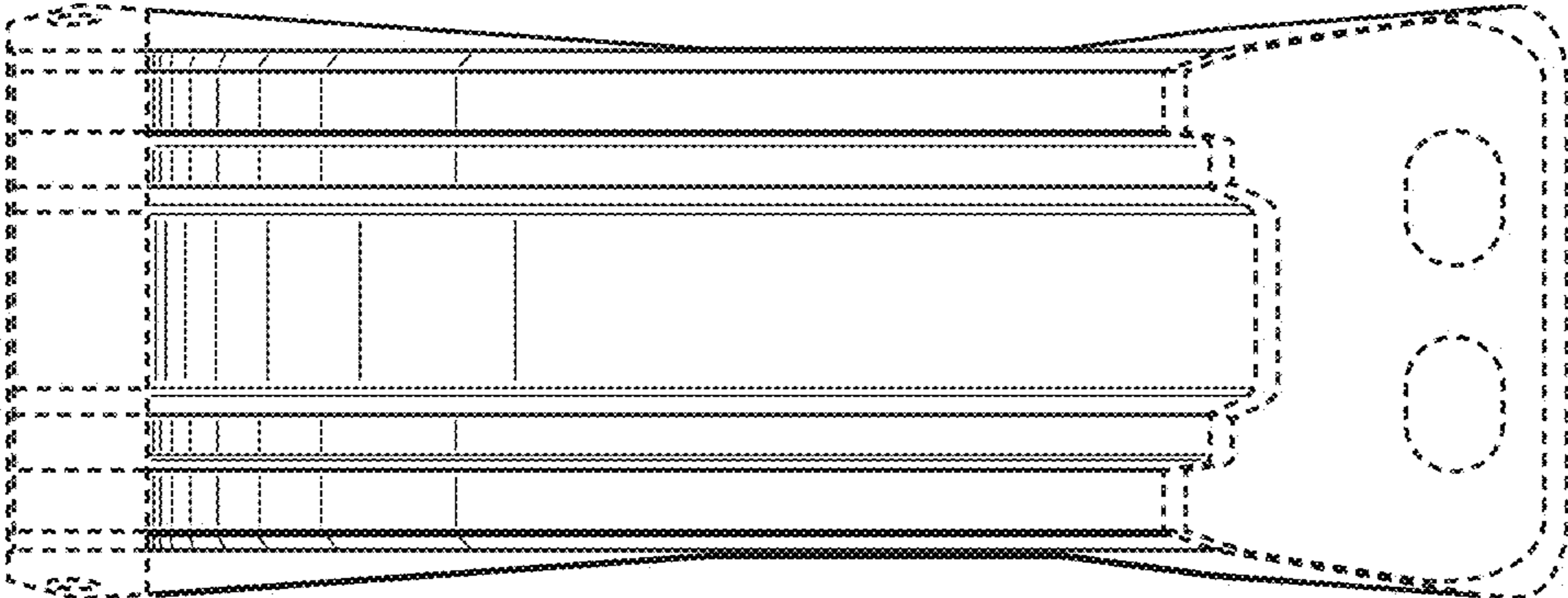
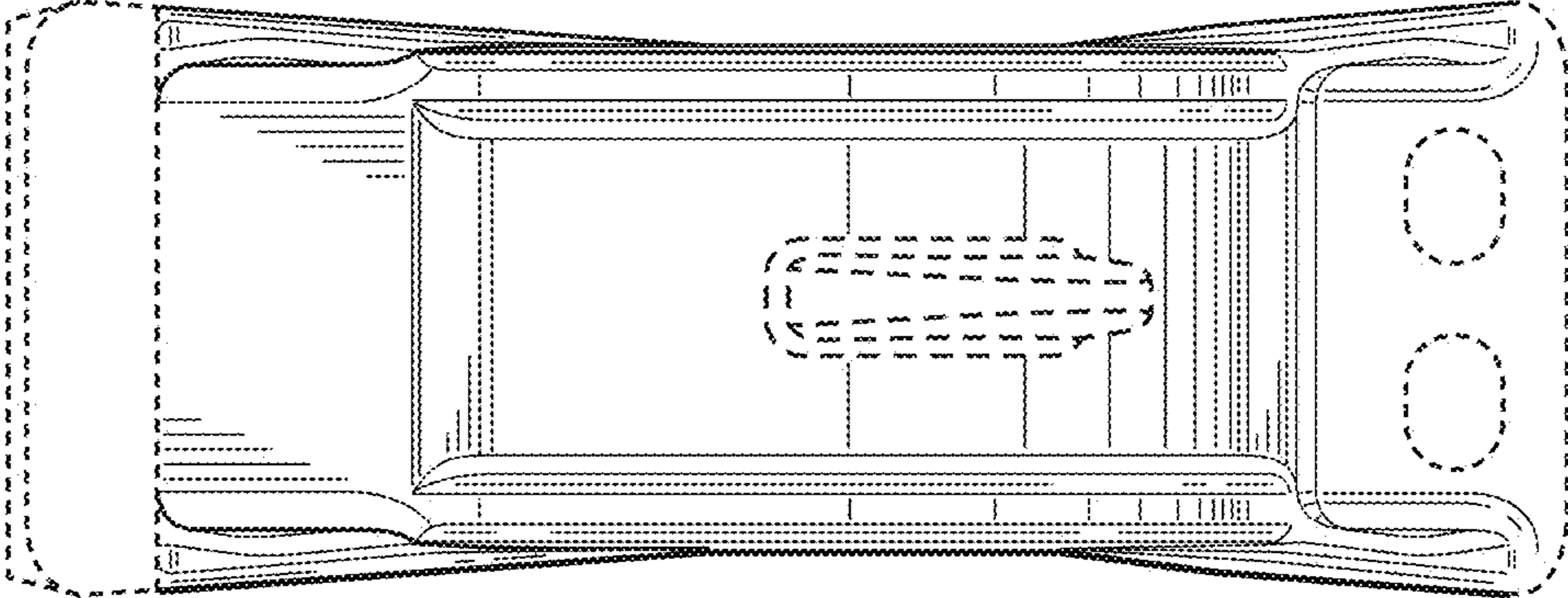


FIG. 6