



US00D685860S

(12) **United States Design Patent**
Menting

(10) **Patent No.:** **US D685,860 S**

(45) **Date of Patent:** **** Jul. 9, 2013**

(54) **TOY**

(75) **Inventor:** **Jeroen Menting**, Driebergen-Rijsenburg (NL)

(73) **Assignee:** **Glow Europe B.V.**, Rotterdam (NL)

(**) **Term:** **14 Years**

(21) **Appl. No.:** **29/392,157**

(22) **Filed:** **May 18, 2011**

(30) **Foreign Application Priority Data**

Jan. 28, 2011 (EP) 001812793

(51) **LOC (9) Cl.** **21-01**

(52) **U.S. Cl.**

USPC **D21/398**; D21/386; D21/390; D21/707

(58) **Field of Classification Search**

USPC D21/385, 386, 387, 390, 398, 404–406, D21/411, 467, 468, 470, 471, 473, 477, 483–505, 561, 563, 680, 681, 694, 707, 710, D21/794, 803, 808, 809, 811–813, 823–825, D21/392, 436–465, 714; D1/101–199; D6/300, D6/303–314, 480, 488, 491, 495, 509, 536, D6/595, 596, 597, 601, 604, 610, 611, 613–616; D7/550.1, 551.1, 553.4, 553.5, 553.6, 553.7, D7/554.1, 554.2, 554.3, 554.4, 555, 556, D7/557, 560, 564, 565, 571, 572, 584, 586, D7/587, 601, 602, 610, 624.1, 625, 628, 630, D7/323, 326, 362, 363, 367, 698, 699, 388, D7/396.6, 402, 403, 407, 409; D8/374, 375, D8/400, 402, 499; D13/183; D17/22, 99; D32/40, 43; D27/133–135; D20/10, 19, 29, D20/37, 99; D11/200, 201, 203, 222–229, D11/238, 1–11, 26–35, 40–48, 61, 68, 69, D11/75, 79–81, 85, 86, 89, 90, 91, 93, 116, D11/117, 119, 120, 121, 125, 130, 131, 132, D11/133, 140, 141, 157, 164; D18/24, 39, D18/30; D19/11, 12, 59, 60, 62; D28/4, 5, D28/8.1, 8.2; D24/100, 101, 102, 103, 193–195,

D24/207; D30/160; 446/46–48, 69, 75–78, 446/486, 491, 71, 81, 85–87, 102, 17, 117, 446/119, 122, 129, 137, 153, 183, 184, 188, 446/216–268, 418, 419, 487, 489, 490; 473/588, 473/589, 595, 914, 615, 569–571, 575, 576, 473/587; 40/1, 124.04, 124.06, 299.1, 306, 40/311, 315, 323, 327, 5, 27.5, 634, 635, 40/642.02, 661.05; 24/114.7, 114.9; 434/81, 434/95, 128, 159, 167, 171–175, 247, 258–260, 434/365, 386, 393, 403; 273/126 R, 288–291, 273/236–287

See application file for complete search history.

(56) **References Cited**

U.S. PATENT DOCUMENTS

301,292 A * 7/1884 Smith 40/315
301,293 A * 7/1884 Smith 40/315

(Continued)

FOREIGN PATENT DOCUMENTS

EM 000350376-0004 * 8/2005
EM 001735978-0001 * 8/2010

(Continued)

Primary Examiner — Catherine Tuttle

(74) *Attorney, Agent, or Firm* — Abelman, Frayne & Schwab

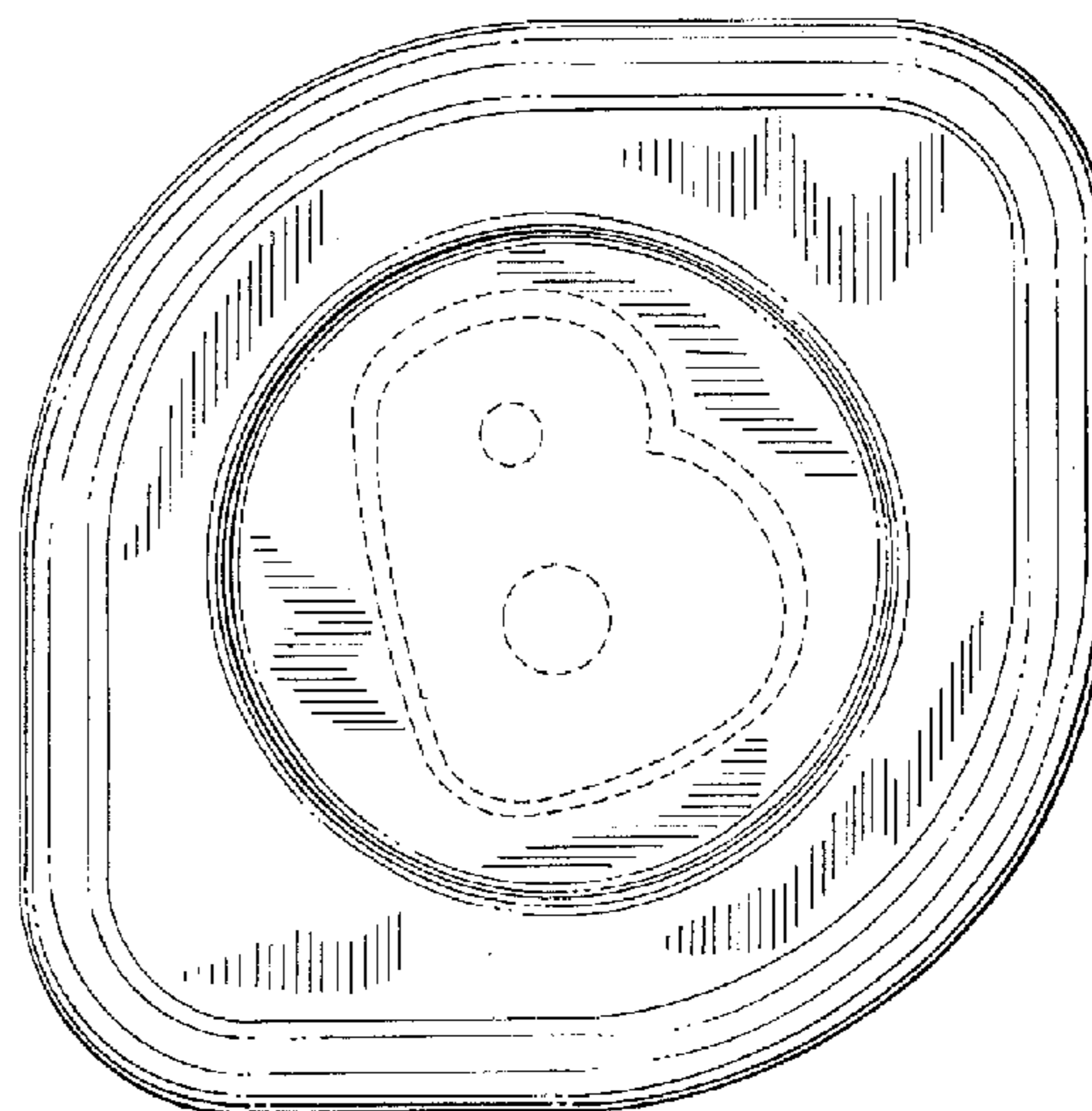
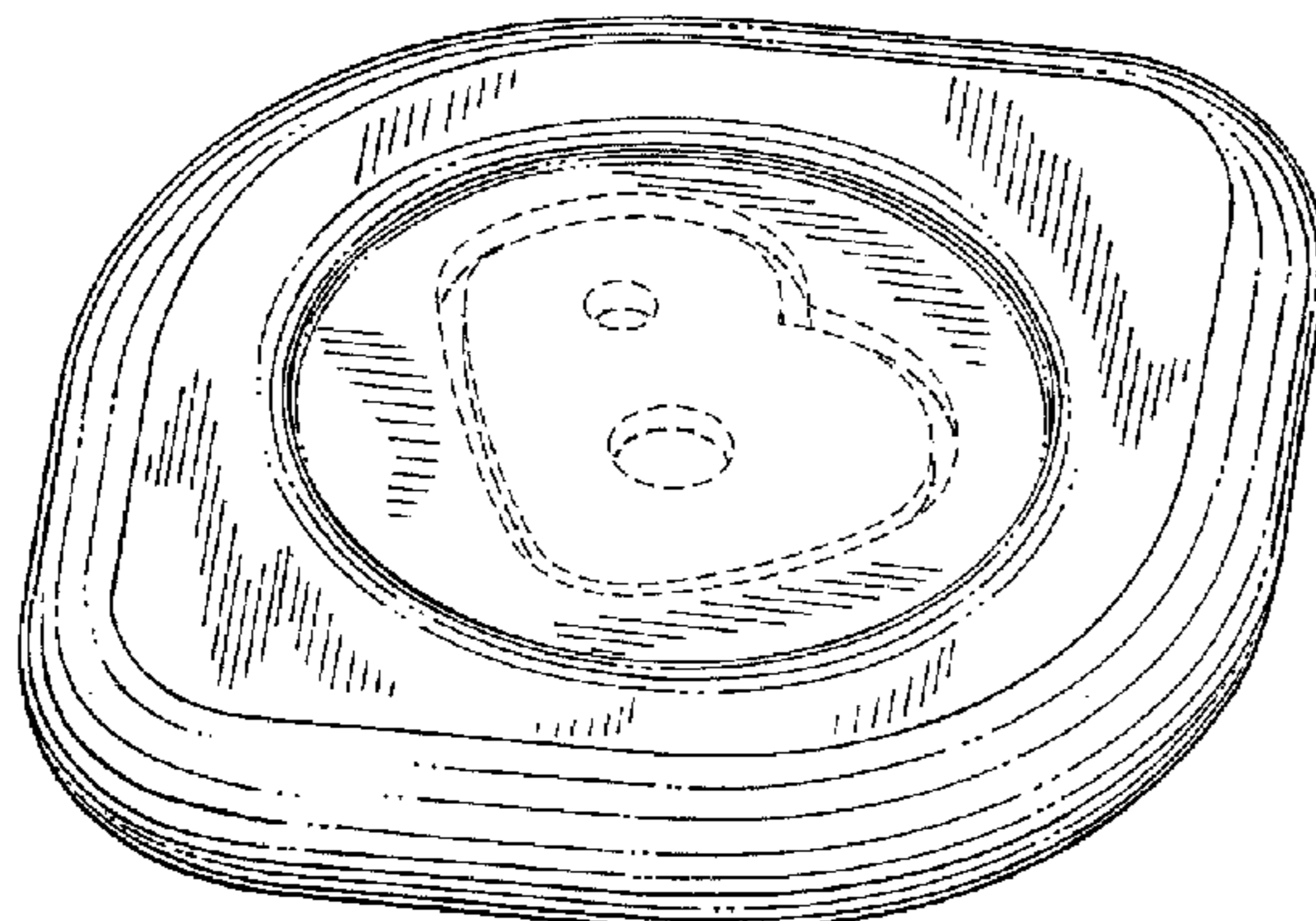
(57) **CLAIM**

The ornamental design for a toy, as shown and described.

DESCRIPTION

FIG. 1 is a front, top and side perspective view showing my new design for a toy;
FIG. 2 is a top plan view thereof; and,
FIG. 3 is a side view thereof.
The broken lines are included for the purpose of illustrating a portion of the toy that forms no part of the claimed design.

1 Claim, 2 Drawing Sheets



US D685,860 S

Page 2

U.S. PATENT DOCUMENTS

692,963 A * 2/1902 Wright 473/588
D39,277 S * 4/1908 Robinson D18/29
901,838 A * 10/1908 Scotford 40/634
1,505,838 A * 8/1924 Withrow 40/634
D117,443 S * 11/1939 Bickner D18/24
2,798,722 A * 7/1957 Fluhner 473/588
2,842,877 A * 7/1958 Stevens 40/634
D191,757 S * 11/1961 Jacobi et al. D11/89
3,982,343 A * 9/1976 Klingler 40/27.5
4,212,462 A * 7/1980 Glovak et al. 473/588
D266,014 S * 8/1982 Wittman D21/443

5,671,925 A * 9/1997 Gonzalez 473/588
D432,587 S * 10/2000 Hertzano D21/386
D485,421 S * 1/2004 Norton D1/127
6,761,355 B1 * 7/2004 Lemieux 273/290
7,160,170 B2 * 1/2007 Yoon 446/92
D550,298 S * 9/2007 Luciano et al. D21/385

FOREIGN PATENT DOCUMENTS

ES D0501947-03 * 5/2006
GB 2019237 * 1/1993
KR 300428121.0000 * 10/2006

* cited by examiner

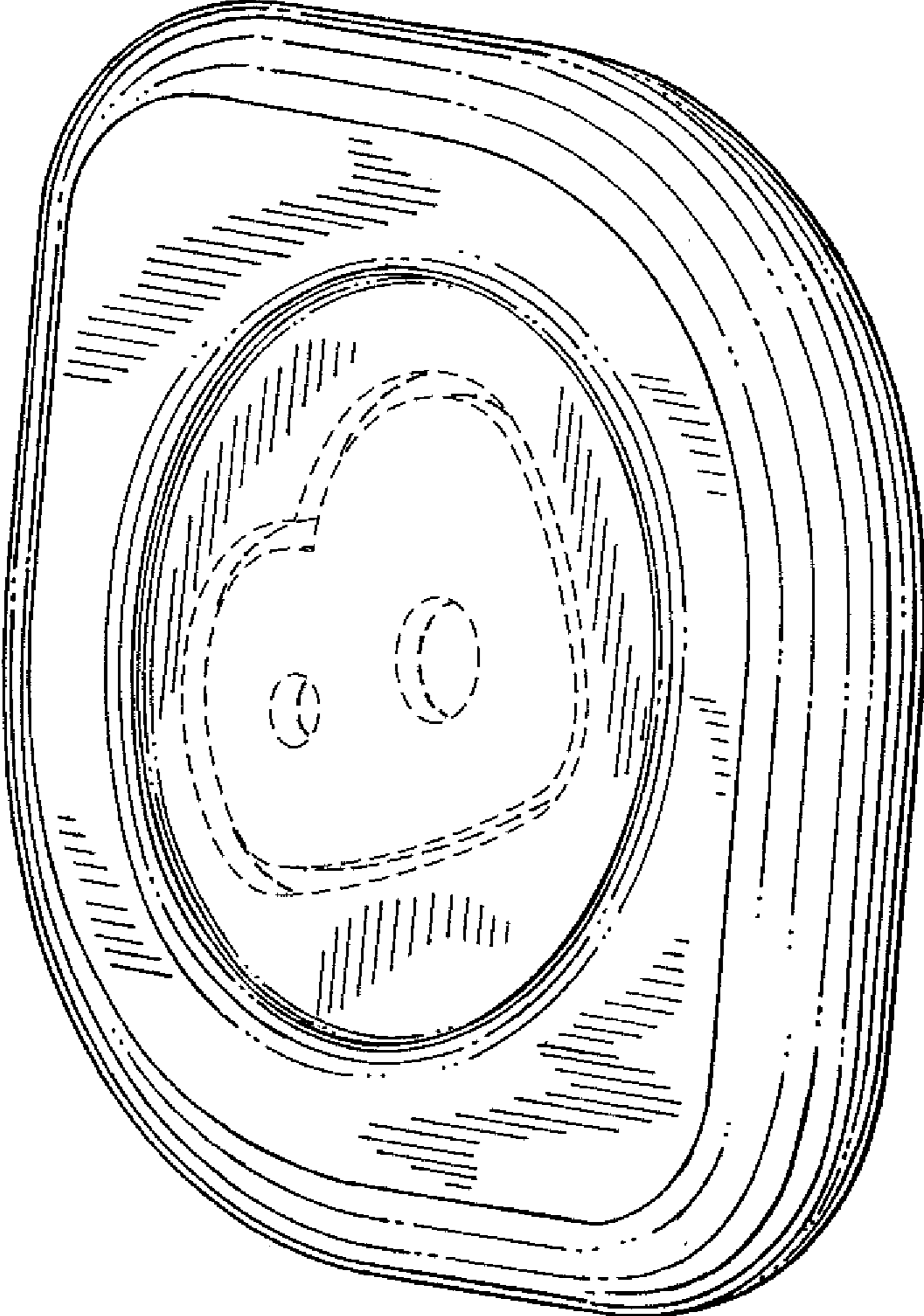


FIG. 1

FIG. 2

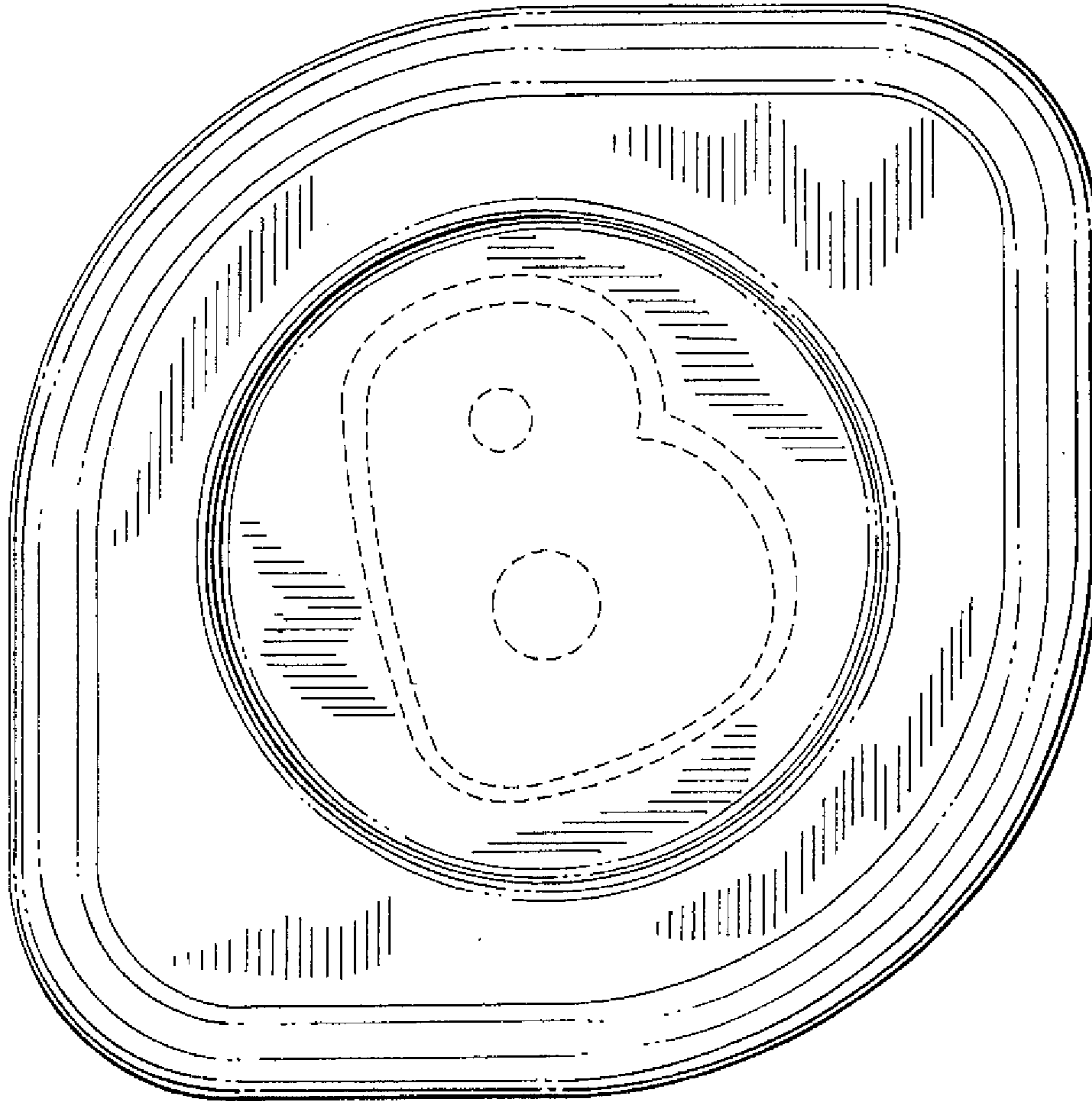


FIG. 3

