



US00D685858S

(12) **United States Design Patent**
Hirayama et al.

(10) **Patent No.:** **US D685,858 S**

(45) **Date of Patent:** **** Jul. 9, 2013**

(54) **PROTECTIVE SHEET**

(75) Inventors: **Yuko Hirayama**, Tokyo (JP); **Atsushi Watanabe**, Tokyo (JP)

(73) Assignee: **Sony Computer Entertainment Inc.**, Tokyo (JP)

(**) **Term:** **14 Years**

(21) **Appl. No.:** **29/371,925**

(22) **Filed:** **Jan. 30, 2012**

(30) **Foreign Application Priority Data**

Sep. 12, 2011 (JP) D2011-020662

(51) **LOC (9) Cl.** **21-01**

(52) **U.S. Cl.**
USPC **D21/333**

(58) **Field of Classification Search**
USPC D21/324-333, 369, 385; D14/400,
D14/401, 432, 440, 454-457, 439, 406;
273/148 B; 463/1, 29-35, 46, 47; 345/156,
345/161, 162, 168, 169, 905

See application file for complete search history.

(56) **References Cited**

U.S. PATENT DOCUMENTS

6,241,247 B1 * 6/2001 Sternberg et al. 273/148 B
D461,850 S * 8/2002 Hussaini et al. D21/333
6,932,341 B1 * 8/2005 Kenyon 273/148 B
D532,829 S * 11/2006 Kawanobe et al. D21/333
7,193,165 B2 * 3/2007 Kawanobe et al. 200/5 R
D540,396 S * 4/2007 Kawanobe et al. D21/333
D542,855 S * 5/2007 Lim D21/333
D568,884 S * 5/2008 Kawanobe et al. D14/401

7,762,553 B2 * 7/2010 Harris 273/148 B
D632,341 S * 2/2011 Lim et al. D21/333
D640,697 S * 6/2011 Lovoi et al. D14/401

FOREIGN PATENT DOCUMENTS

JP D1445811 S 7/2012
RU 59108 S 5/2006

OTHER PUBLICATIONS

Web page, "Pitahari for PSP" http://www.hori.jp/products/psp3000/psp_pfilter/, 4 sheets, Hori Co. Ltd., Dec. 1, 2010.

Office Action issued in Russian Design Application No. 2012500292, dated Jul. 24, 2012.

Decision to Grant issued in Taiwanese Patent Application No. 101300433, dated Dec. 20, 2012.

* cited by examiner

Primary Examiner — Prabhakar Deshmukh

(74) *Attorney, Agent, or Firm* — Rader, Fishman & Grauer PLLC

(57) **CLAIM**

The ornamental design for a protective sheet, as shown and described.

DESCRIPTION

FIG. 1 is a front elevational view of a protective sheet showing our new design;

FIG. 2 is a rear elevational view thereof;

FIG. 3 is a left side elevational view thereof;

FIG. 4 is a right side elevational view thereof;

FIG. 5 is a top plan view thereof; and,

FIG. 6 is a bottom plan view thereof.

1 Claim, 4 Drawing Sheets

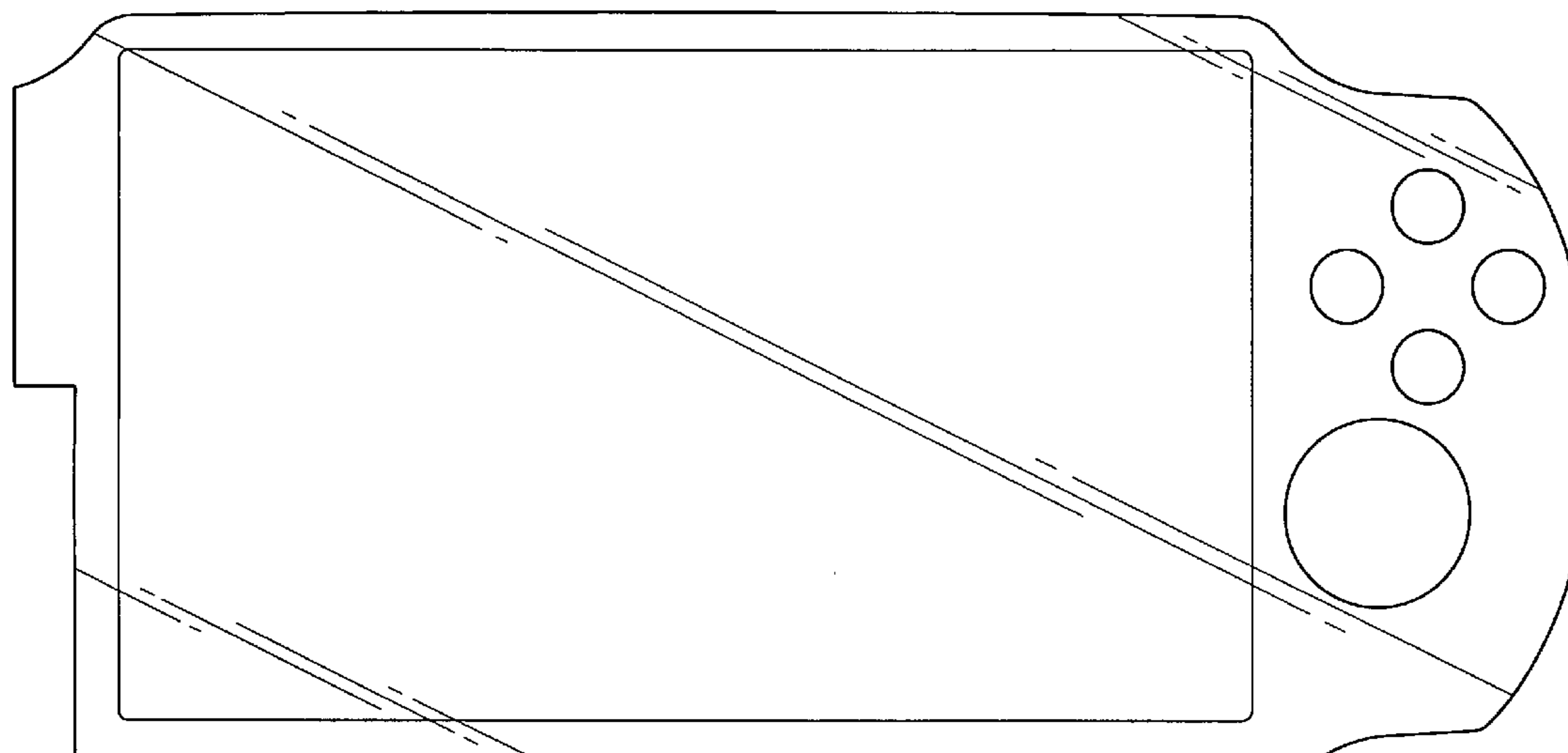


FIG.1

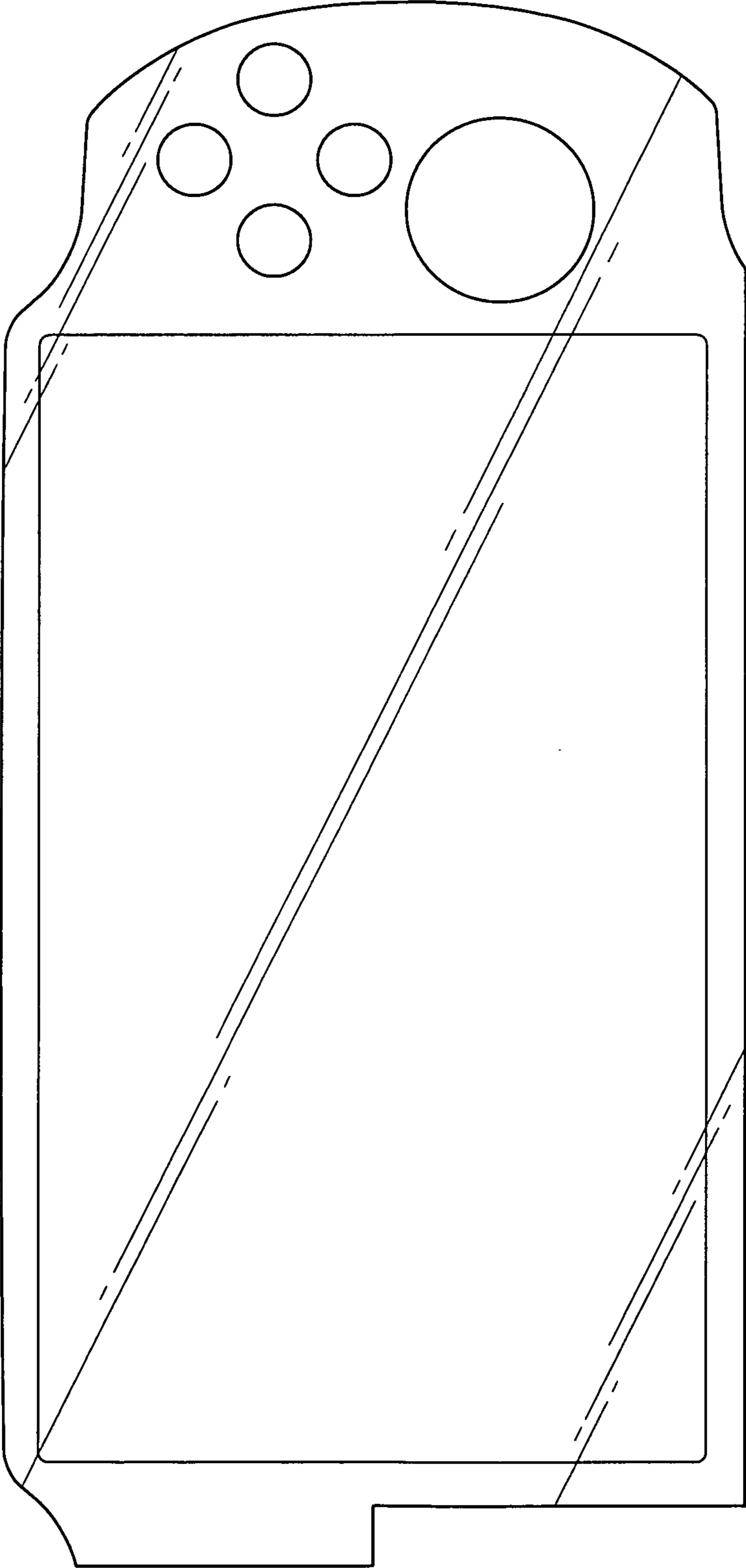


FIG.2

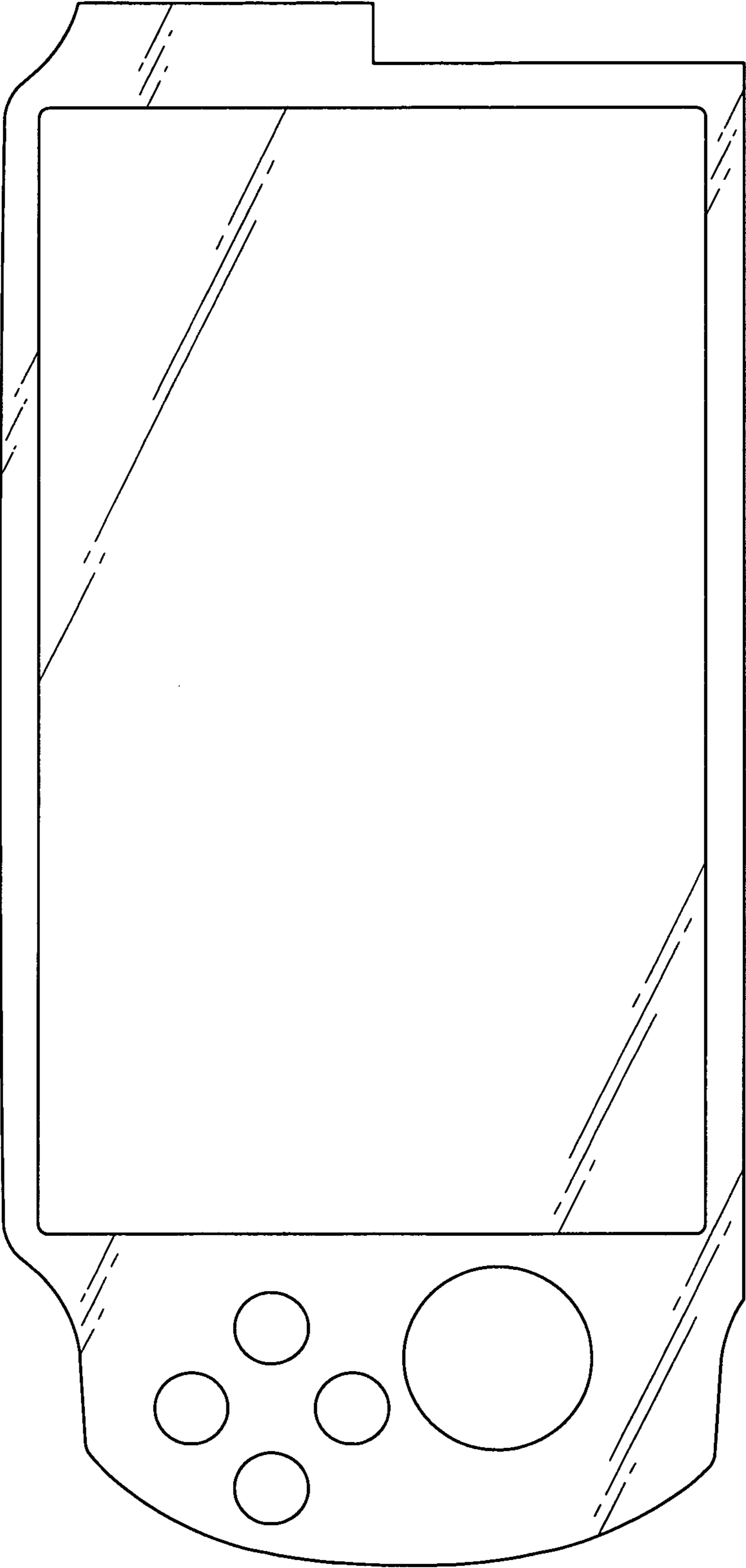


FIG.4

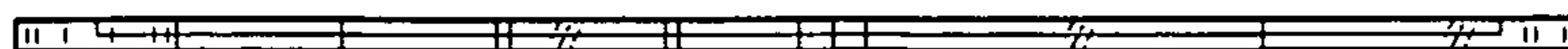


FIG.3

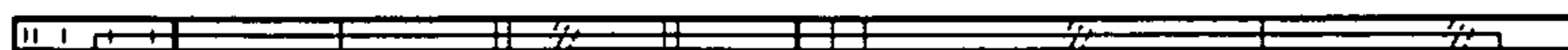


FIG.5



FIG.6

