



US00D685852S

(12) **United States Design Patent**  
**Bruck et al.**

(10) **Patent No.:** **US D685,852 S**

(45) **Date of Patent:** **\*\* Jul. 9, 2013**

(54) **BULK VENDING APPARATUS**

(56) **References Cited**

(71) Applicants: **Robert Bruck**, Roslyn, NY (US);  
**Christopher Gerding**, Wadsworth, OH (US)

(72) Inventors: **Robert Bruck**, Roslyn, NY (US);  
**Christopher Gerding**, Wadsworth, OH (US)

(73) Assignee: **Lama Group, LLC**, New York, NY (US)

(\*) Notice: This patent is subject to a terminal disclaimer.

(\*\*) Term: **14 Years**

(21) Appl. No.: **29/442,053**

(22) Filed: **Nov. 21, 2012**

**Related U.S. Application Data**

(62) Division of application No. 29/374,148, filed on Jul. 8, 2011, now Pat. No. Des. 674,841.

(51) **LOC (9) Cl.** ..... **20-01**

(52) **U.S. Cl.**  
USPC ..... **D20/1**

(58) **Field of Classification Search**  
USPC ..... D20/1-9; 221/6, 12, 123, 124, 149,  
221/150 R, 155, 159, 187, 190, 251; D6/397;  
700/232

See application file for complete search history.

U.S. PATENT DOCUMENTS

D83,353	S	*	2/1931	Sand, Jr.	.....	D20/4
D89,112	S	*	1/1933	Katz	.....	D20/4
D175,225	S	*	7/1955	Lane	.....	D20/4
D294,204	S	*	2/1988	Tombs et al.	.....	D6/397
D313,822	S	*	1/1991	Brown et al.	.....	D20/4
D339,163	S	*	9/1993	Moore	.....	D20/4
D384,700	S	*	10/1997	Schwarzli	.....	D20/7
D465,810	S	*	11/2002	Bartholomew et al.	.....	D20/1
D466,941	S	*	12/2002	Shubert et al.	.....	D20/4
D530,377	S	*	10/2006	Hart et al.	.....	D20/4
D674,841	S	*	1/2013	Bruck et al.	.....	D20/4
2012/0029690	A1	*	2/2012	Bruck et al.	.....	700/232

\* cited by examiner

*Primary Examiner* — Mary Ann Calabrese

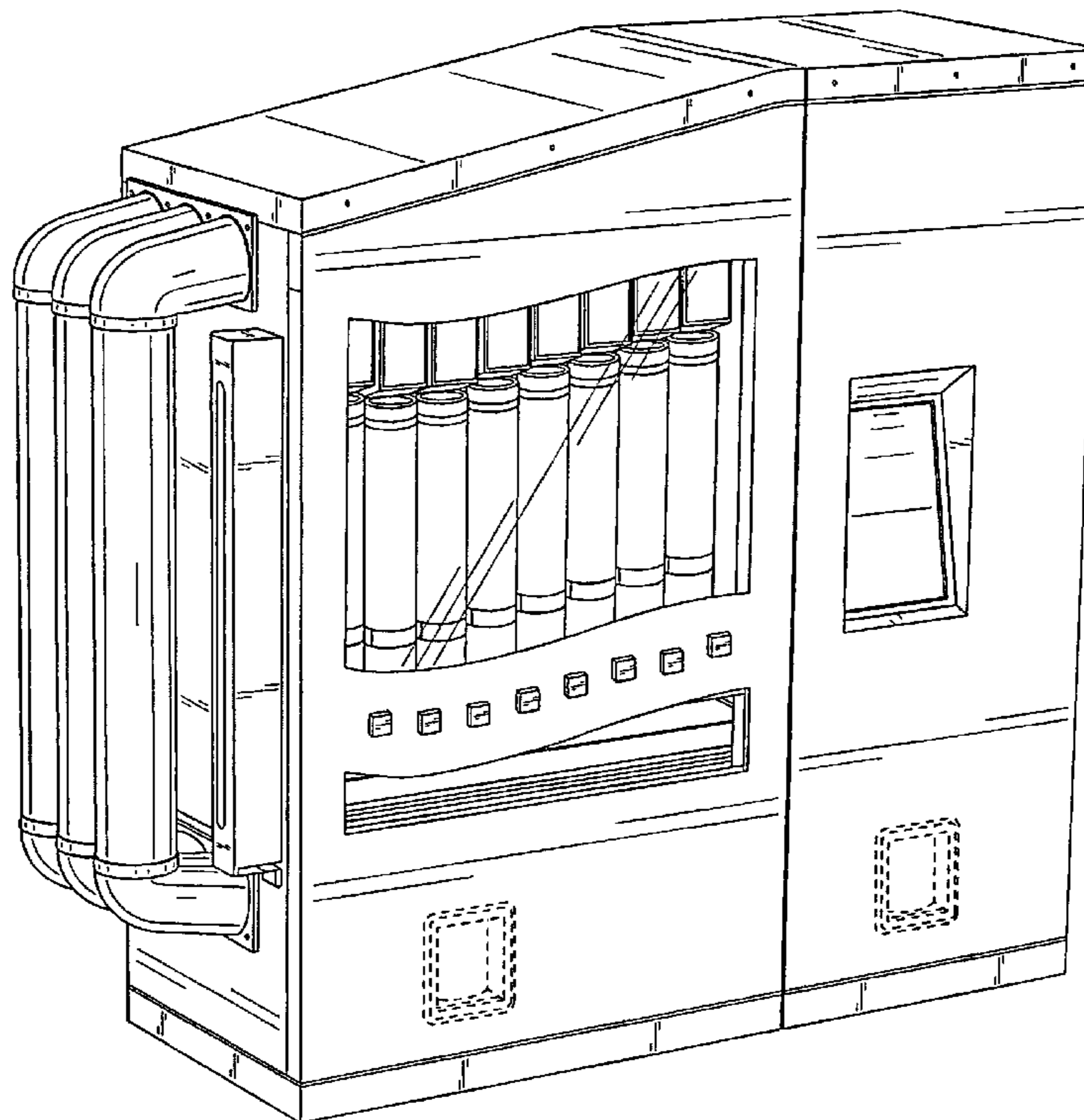
(57) **CLAIM**

The ornamental design for a bulk vending apparatus, as shown and described.

**DESCRIPTION**

FIG. 1 is a front elevation view of a bulk vending apparatus according to my novel design;  
FIG. 2 is a rear elevation view of FIG. 1;  
FIG. 3 is a left, side elevation view of FIG. 1;  
FIG. 4 is a right, side elevation view of FIG. 1; and,  
FIG. 5 is a left, front perspective view of FIG. 1.

**1 Claim, 5 Drawing Sheets**



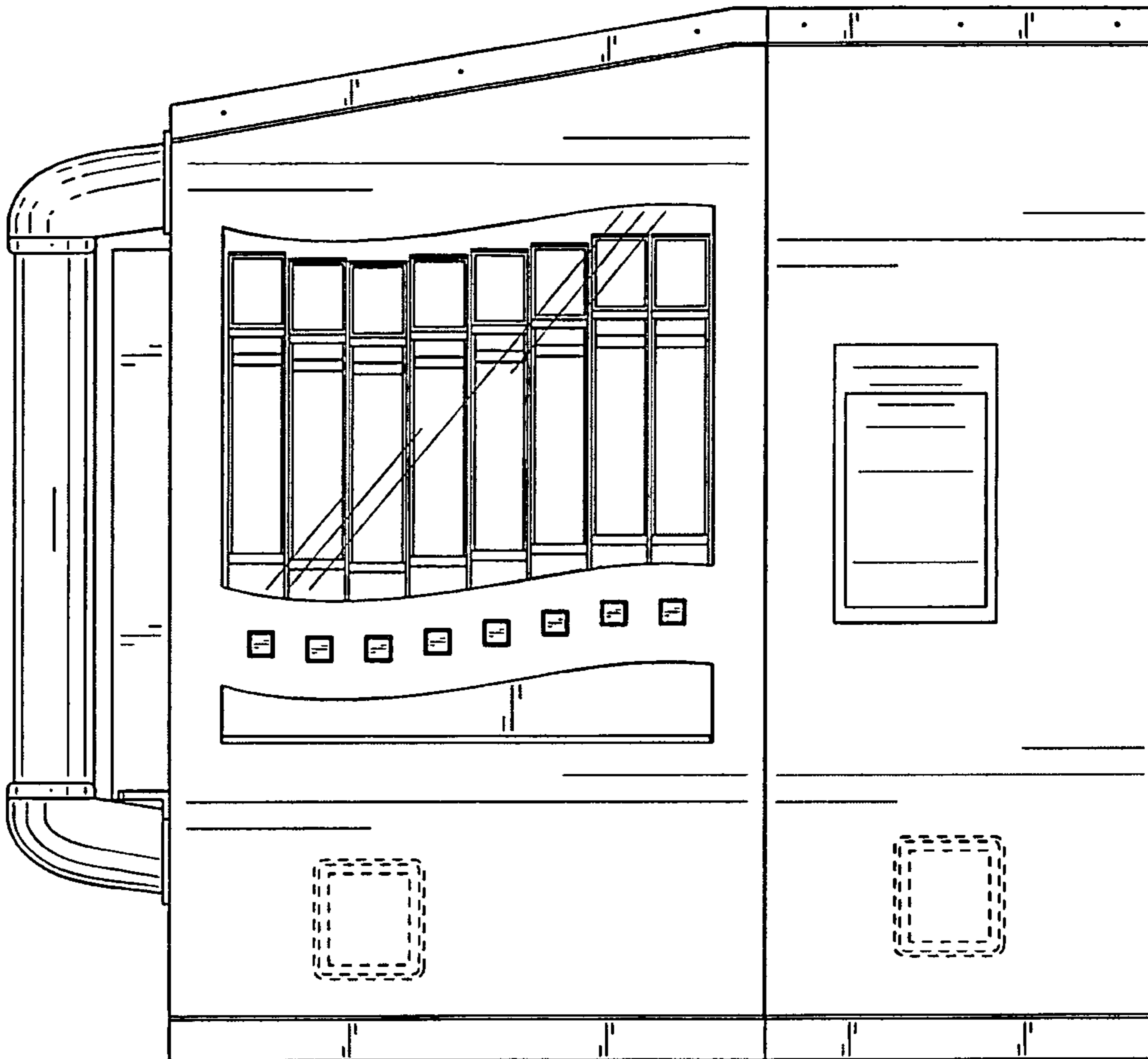


FIG. 1

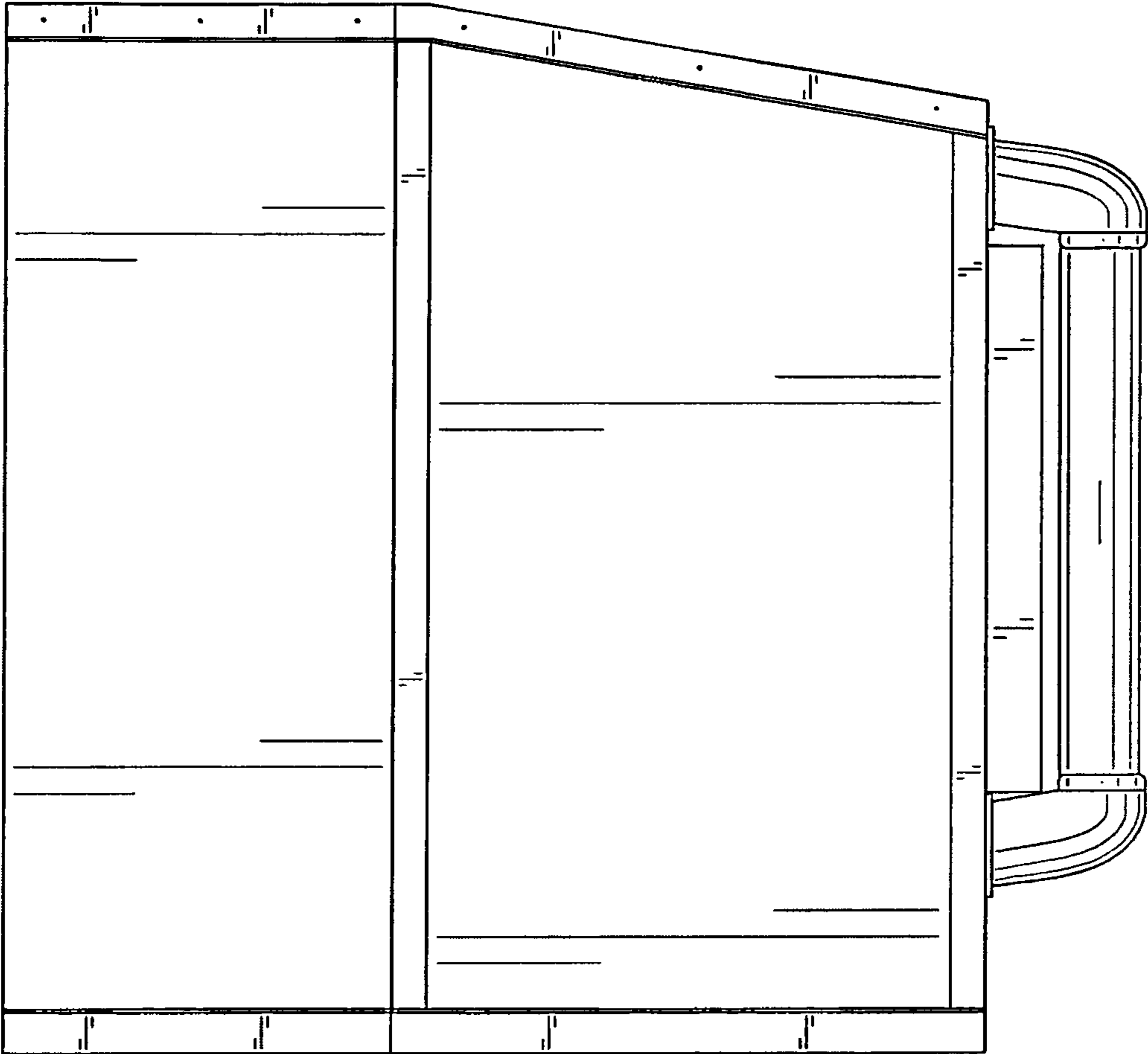


FIG. 2




FIG. 3

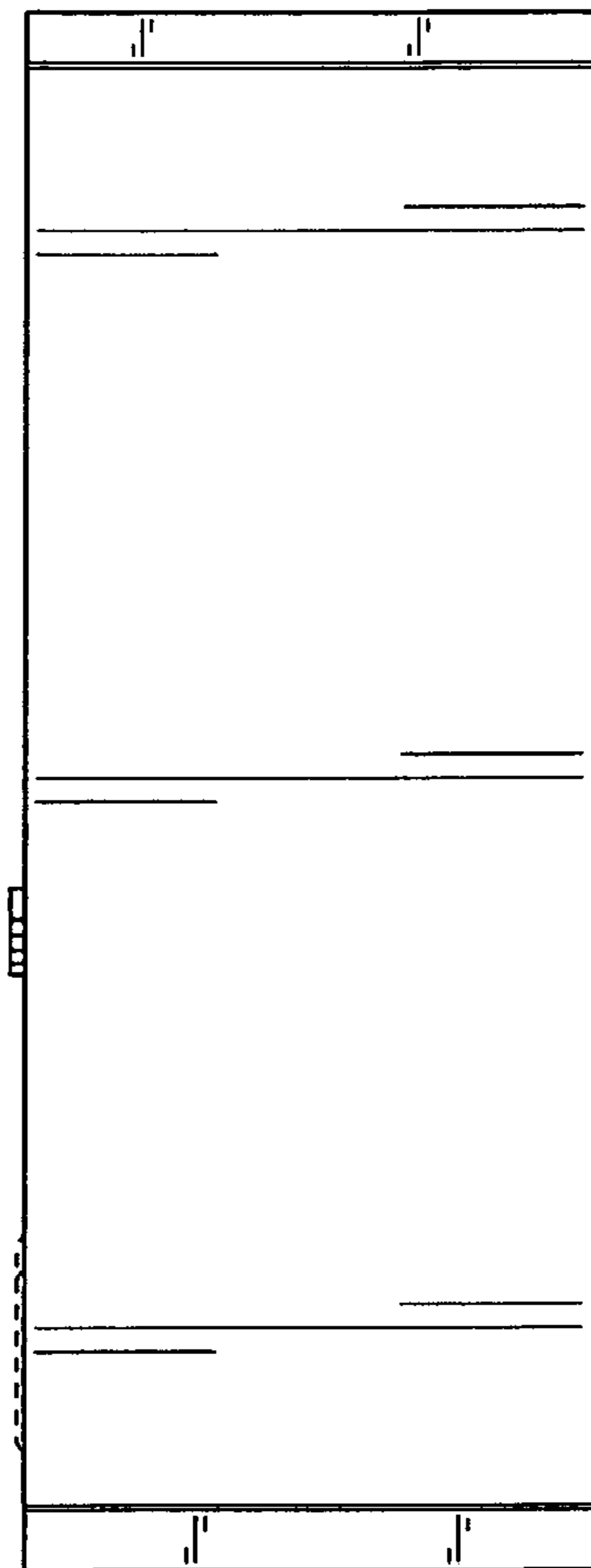


FIG. 4

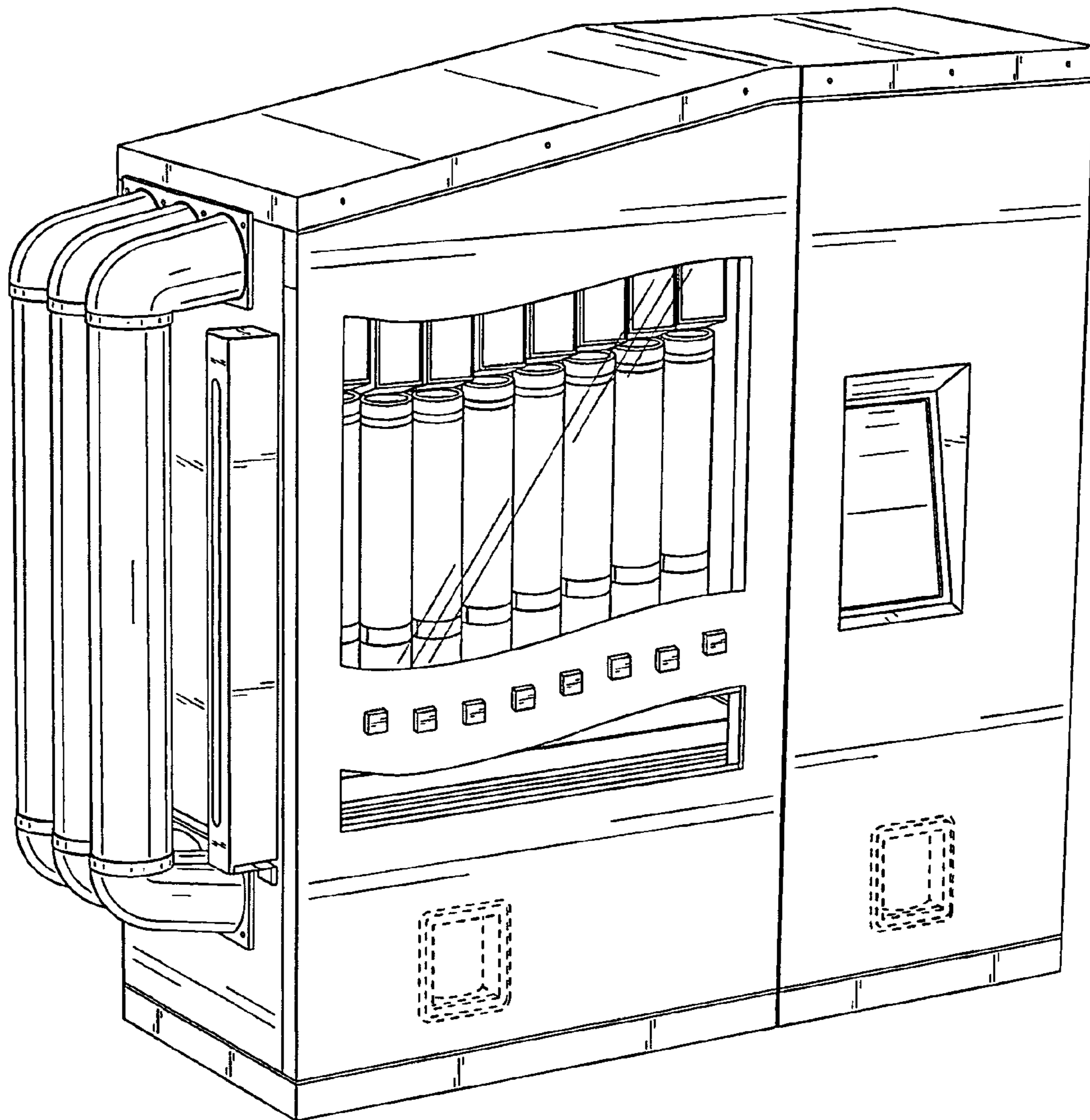


FIG. 5