



US00D685842S

(12) **United States Design Patent**  
**Glass et al.**

(10) **Patent No.:** **US D685,842 S**

(45) **Date of Patent:** **\*\* Jul. 9, 2013**

(54) **TRANSACTION CARD HOLDER ASSEMBLY**

(75) Inventors: **Brett R. Glass**, Overland Park, KS (US);  
**Nicole E. Glass**, Overland Park, KS (US)

(73) Assignee: **Gift Card Impressions, LLC**, Kansas  
City, MO (US)

(\*\*) Term: **14 Years**

(21) Appl. No.: **29/412,087**

(22) Filed: **Jan. 30, 2012**

(51) **LOC (9) Cl.** ..... **19-01**

(52) **U.S. Cl.**  
USPC ..... **D19/3**

(58) **Field of Classification Search**

USPC ..... D19/90-91, 75, 78, 86, 99-100,  
D19/65; D6/419, 490, 475, 553, 467, 512,  
D6/513, 449, 569; D3/304, 313; D21/392;  
206/215, 449, 425; 281/45-51; 211/11, 45,  
211/50, 49.1, 48, 10, 13.1, 42, 44, 55;  
248/441.1, 447.1, 452-455, 450, 459-460

See application file for complete search history.

(56) **References Cited**

**U.S. PATENT DOCUMENTS**

D329,558 S \* 9/1992 Keown ..... D6/515  
D337,617 S \* 7/1993 Hall, Jr. .... D19/90  
D380,496 S \* 7/1997 Meyer ..... D19/90

D555,737 S \* 11/2007 Brown ..... D19/91  
D641,551 S \* 7/2011 Deinert ..... D3/247  
D645,903 S \* 9/2011 Tsai ..... D19/90  
D657,557 S \* 4/2012 Deinert ..... D3/247  
D660,912 S \* 5/2012 Denzinger ..... D19/91

\* cited by examiner

*Primary Examiner* — Caron D Veynar

*Assistant Examiner* — Abraham Bahta

(74) *Attorney, Agent, or Firm* — Polsinelli PC

(57) **CLAIM**

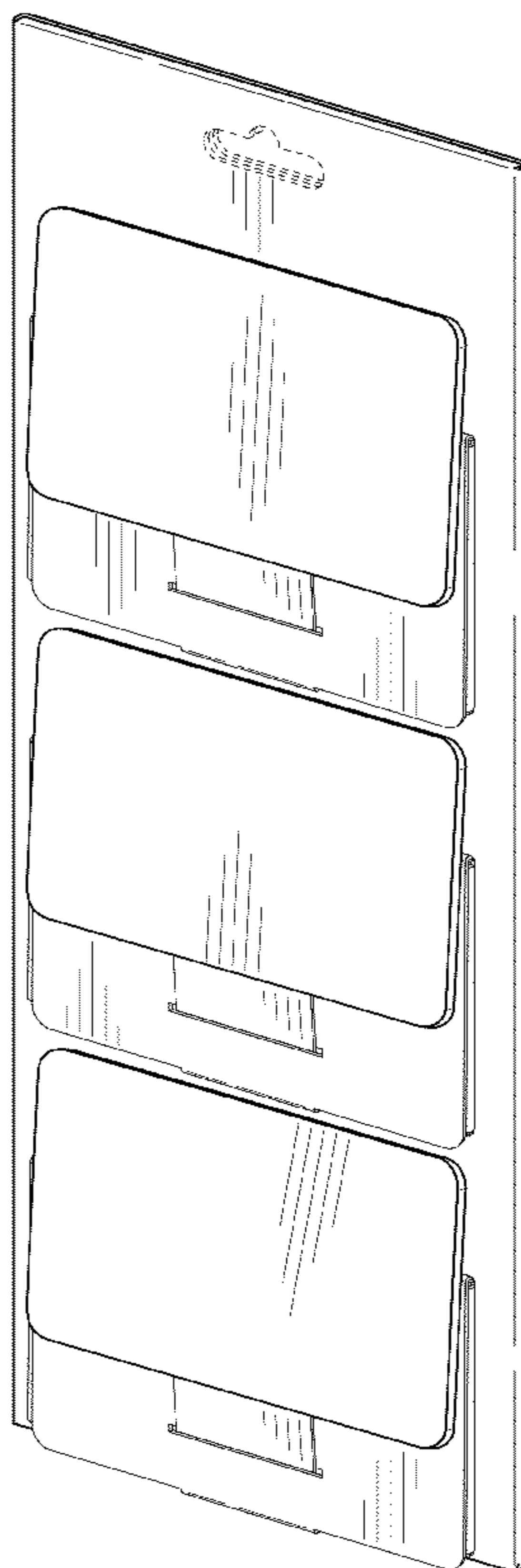
The ornamental design for a transaction card holder assembly, as shown and described.

**DESCRIPTION**

FIG. 1 is a front perspective view of a transaction card holder assembly according to an embodiment of the invention; FIG. 2 is a front elevation view of the transaction card holder assembly of FIG. 1; FIG. 3 is a rear elevation view thereof; FIG. 4 is a right elevation view thereof; FIG. 5 is a left elevation view thereof; FIG. 6 is a top plan view thereof; and, FIG. 7 is a bottom plan view thereof.

The broken line showing of an opening is included for the purpose of illustrating environmental structure and forms no part of the claimed design.

**1 Claim, 3 Drawing Sheets**



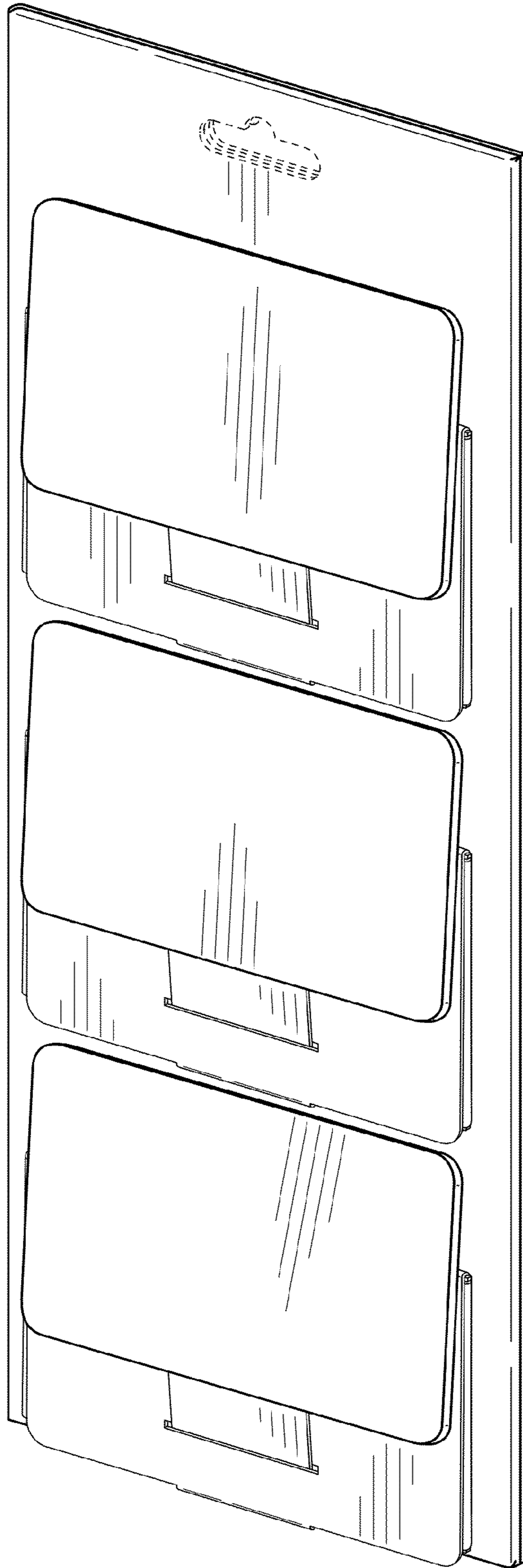


FIG. 1

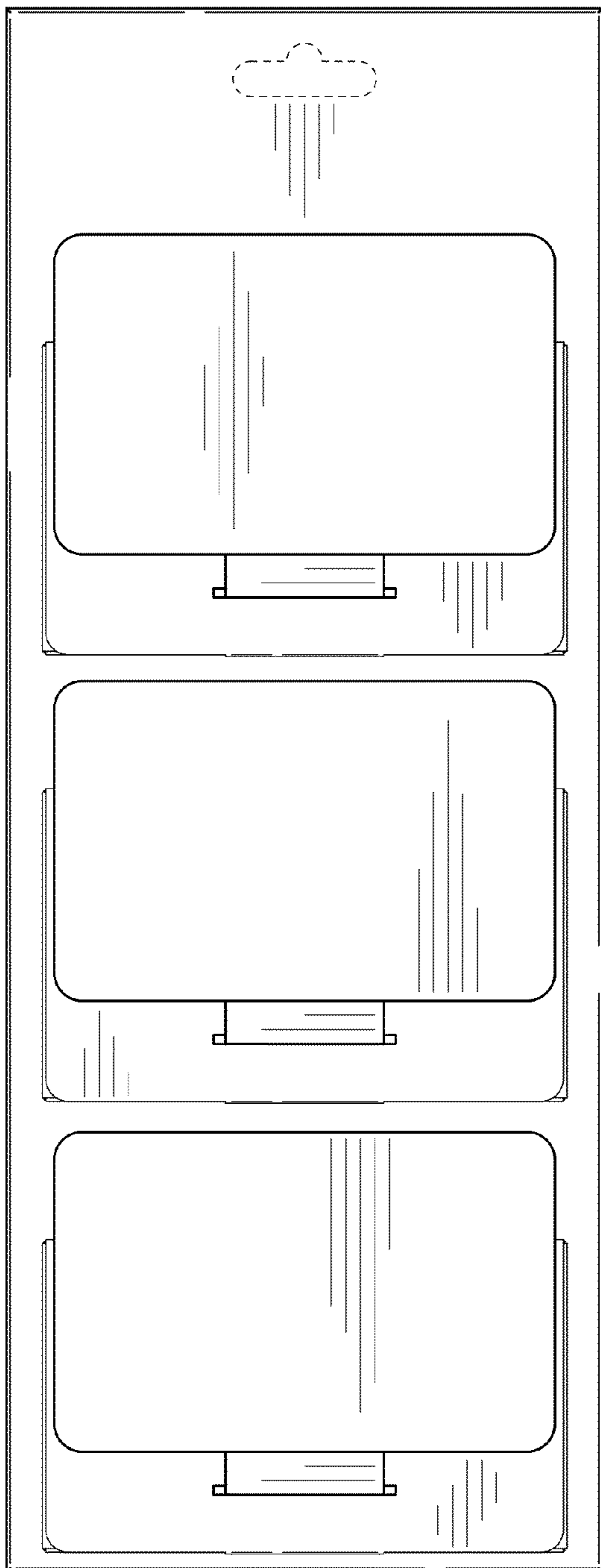


FIG. 2

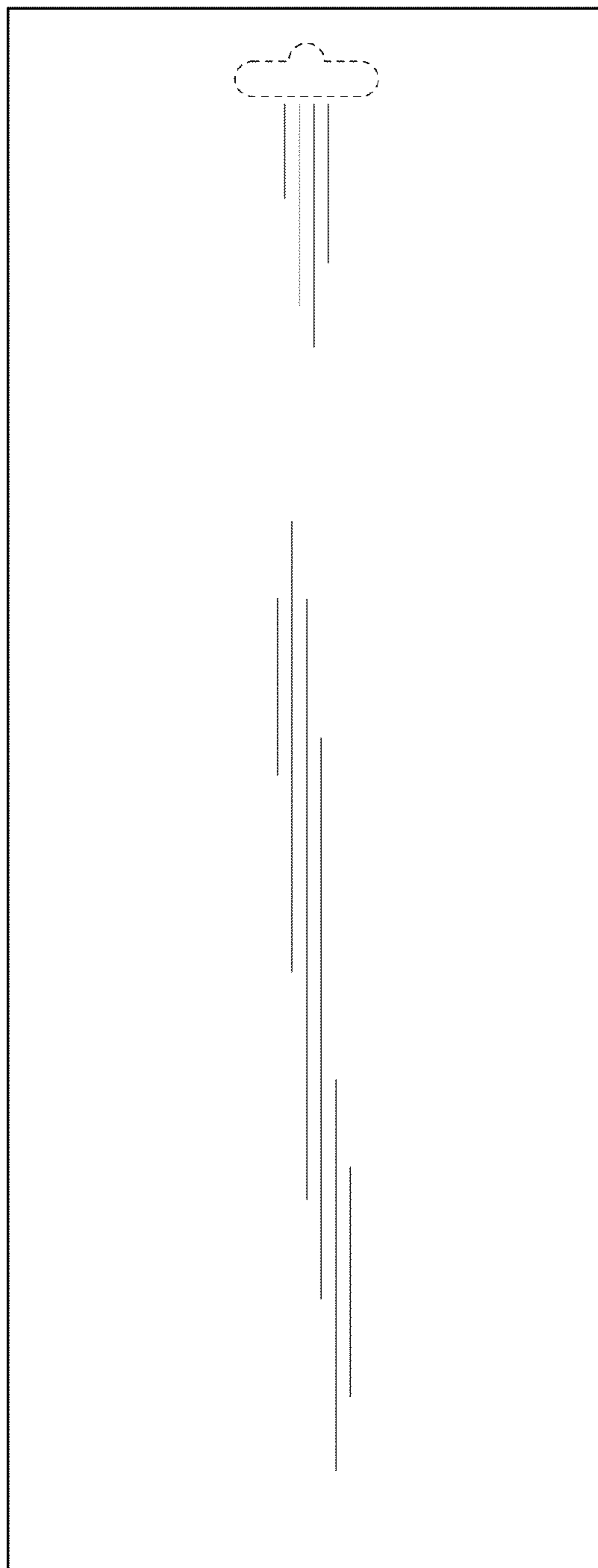


FIG. 3

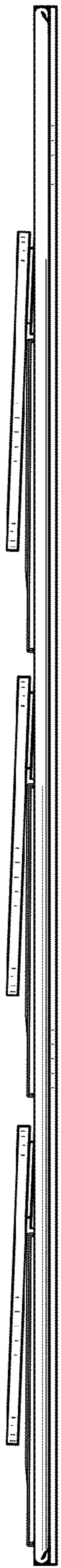


FIG. 4



FIG. 5



FIG. 6



FIG. 7