



US00D685840S

(12) **United States Design Patent**
Della Valle et al.

(10) **Patent No.:** **US D685,840 S**

(45) **Date of Patent:** **** Jul. 9, 2013**

(54) **SPECTACLES**

(75) Inventors: **Diego Della Valle**, Sant'Elpidio a Mare (IT); **Maurizio Coffen Marcolin**, Treviso (IT)

(73) Assignee: **Tod's S.p.A.**, Sant'Elpidio a Mare (Fermo) (IT)

(**) Term: **14 Years**

(21) Appl. No.: **29/417,060**

(22) Filed: **Mar. 29, 2012**

(30) **Foreign Application Priority Data**

Sep. 30, 2011 (EM) 001925231

(51) **LOC (9) Cl.** **16-06**

(52) **U.S. Cl.**
USPC **D16/321; D16/326**

(58) **Field of Classification Search**
USPC D16/101, 300-342, 900; D29/109-110; 351/41, 44, 51-52, 62, 158, 92, 103-123, 351/140-153, 45-46; 2/426-432, 447-449, 2/441, 434-437, 13, 15; D21/483, 659-661; D14/372

See application file for complete search history.

(56) **References Cited**

U.S. PATENT DOCUMENTS

D220,725 S	5/1971	McCracken	
D224,160 S	7/1972	Bloch	
D234,975 S	4/1975	Ahern	
D243,012 S *	1/1977	Loughner	D16/321
D244,196 S *	5/1977	Zimmermann	D16/321
D245,082 S	7/1977	Zimmermann	
D245,169 S *	7/1977	Teufelhart	D16/321
D246,791 S *	12/1977	Shindler	D16/321

D246,903 S	1/1978	Canavan, III	
D253,481 S	11/1979	Canavan, III	
D255,802 S	7/1980	Canavan, III	
D257,854 S	1/1981	Beane	
D270,354 S *	8/1983	Boldt et al.	D16/321
D305,900 S	2/1990	Samuel	
D374,883 S	10/1996	Luzlbauer	
D385,290 S	10/1997	Totsuka et al.	
D397,712 S *	9/1998	Simioni	D16/321
D403,343 S	12/1998	Flanagan	
D406,859 S	3/1999	Brune	
D463,814 S	10/2002	Jamin	
D531,656 S	11/2006	Della Valle	
D553,368 S	10/2007	Yee et al.	
D568,368 S	5/2008	Hofmann	
D568,369 S	5/2008	Della Valle	
D568,370 S	5/2008	Della Valle	
D582,967 S *	12/2008	Serlenga	D16/326
D586,380 S	2/2009	Yee et al.	
D586,381 S	2/2009	Yee et al.	
D633,938 S	3/2011	Della Valle et al.	
D635,180 S	3/2011	Della Valle et al.	

* cited by examiner

Primary Examiner — Raphael Barkai

(74) *Attorney, Agent, or Firm* — Knobbe, Martens, Olson & Bear LLP

(57) **CLAIM**

The ornamental design for the spectacles, as shown.

DESCRIPTION

FIG. 1 is a front elevational view of spectacles showing the new design.

FIG. 2 is a rear elevational view thereof.

FIG. 3 is a left side elevational view thereof.

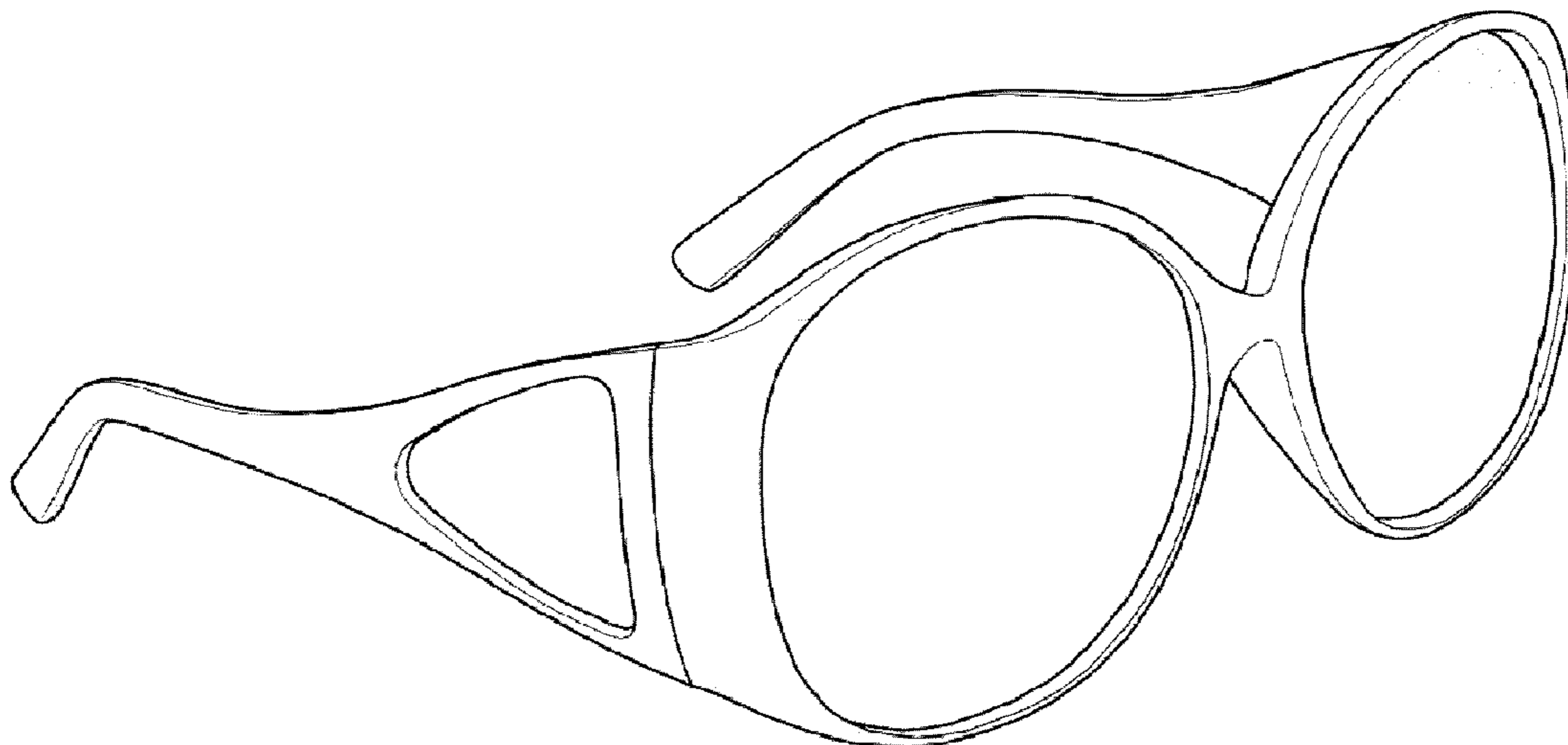
FIG. 4 is a right side elevational view thereof.

FIG. 5 is a top plan view thereof.

FIG. 6 is a bottom plan view thereof; and,

FIG. 7 is a perspective view thereof.

1 Claim, 5 Drawing Sheets



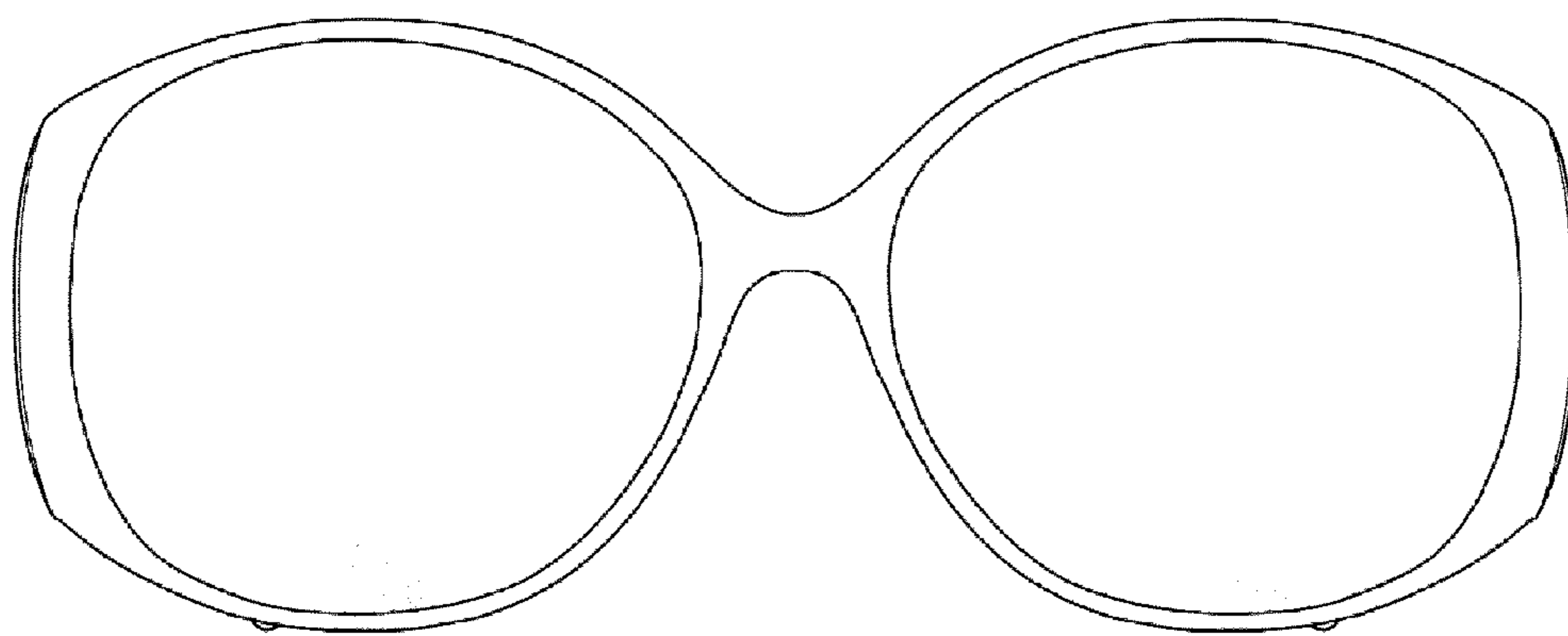


FIG. 1




FIG. 2

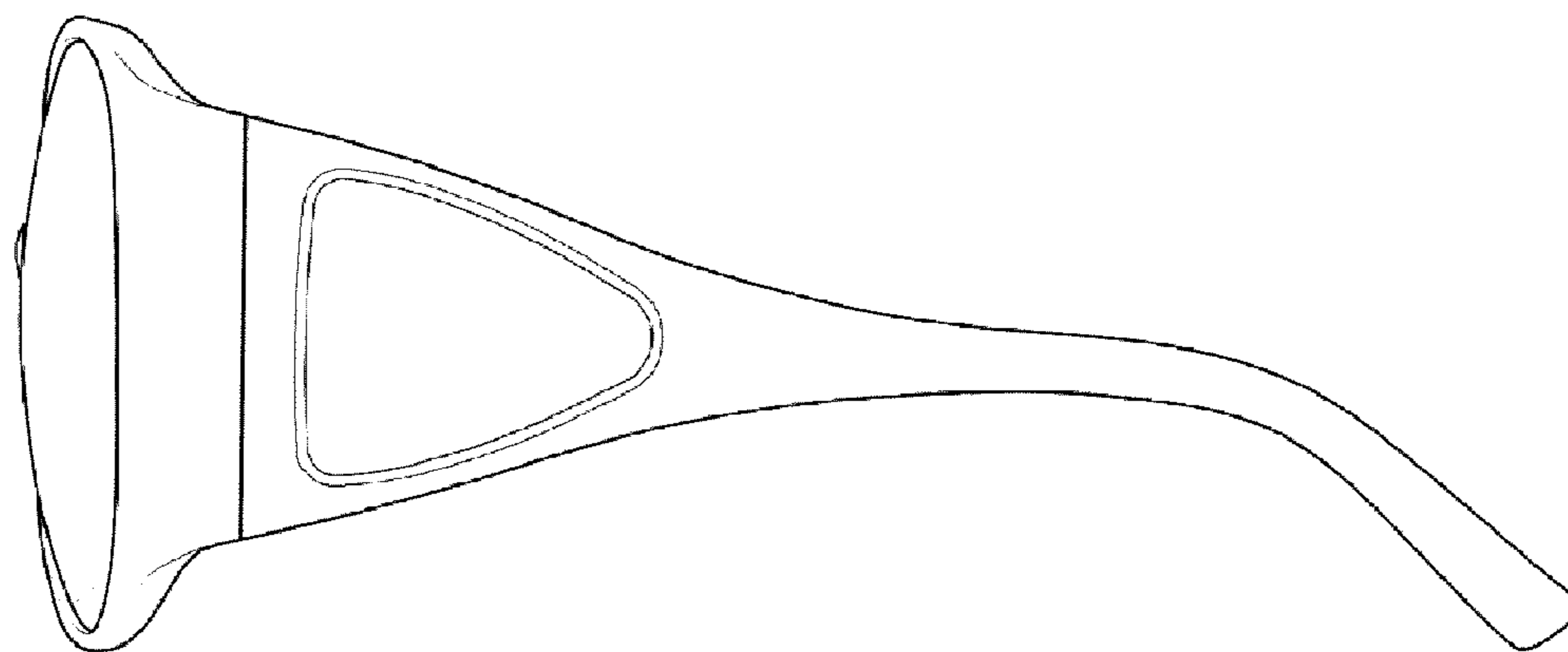


FIG. 3

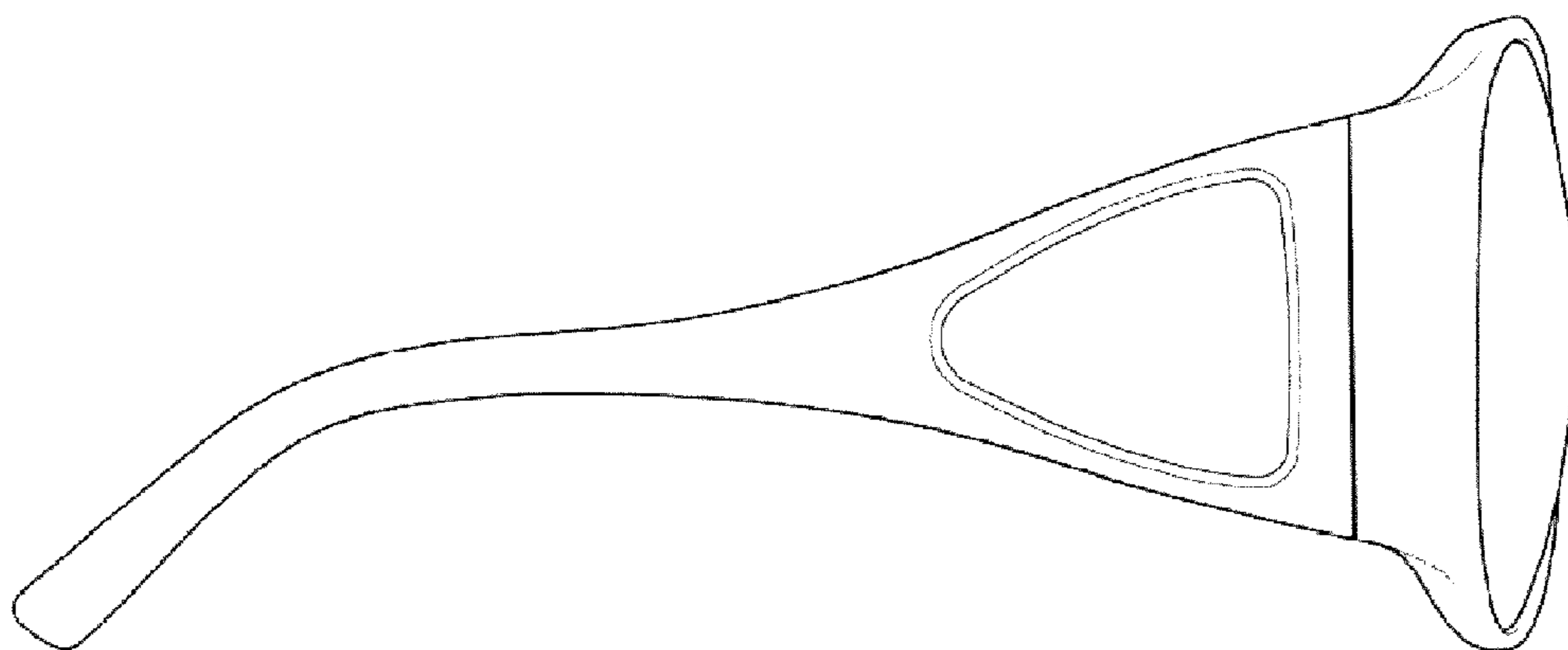


FIG. 4

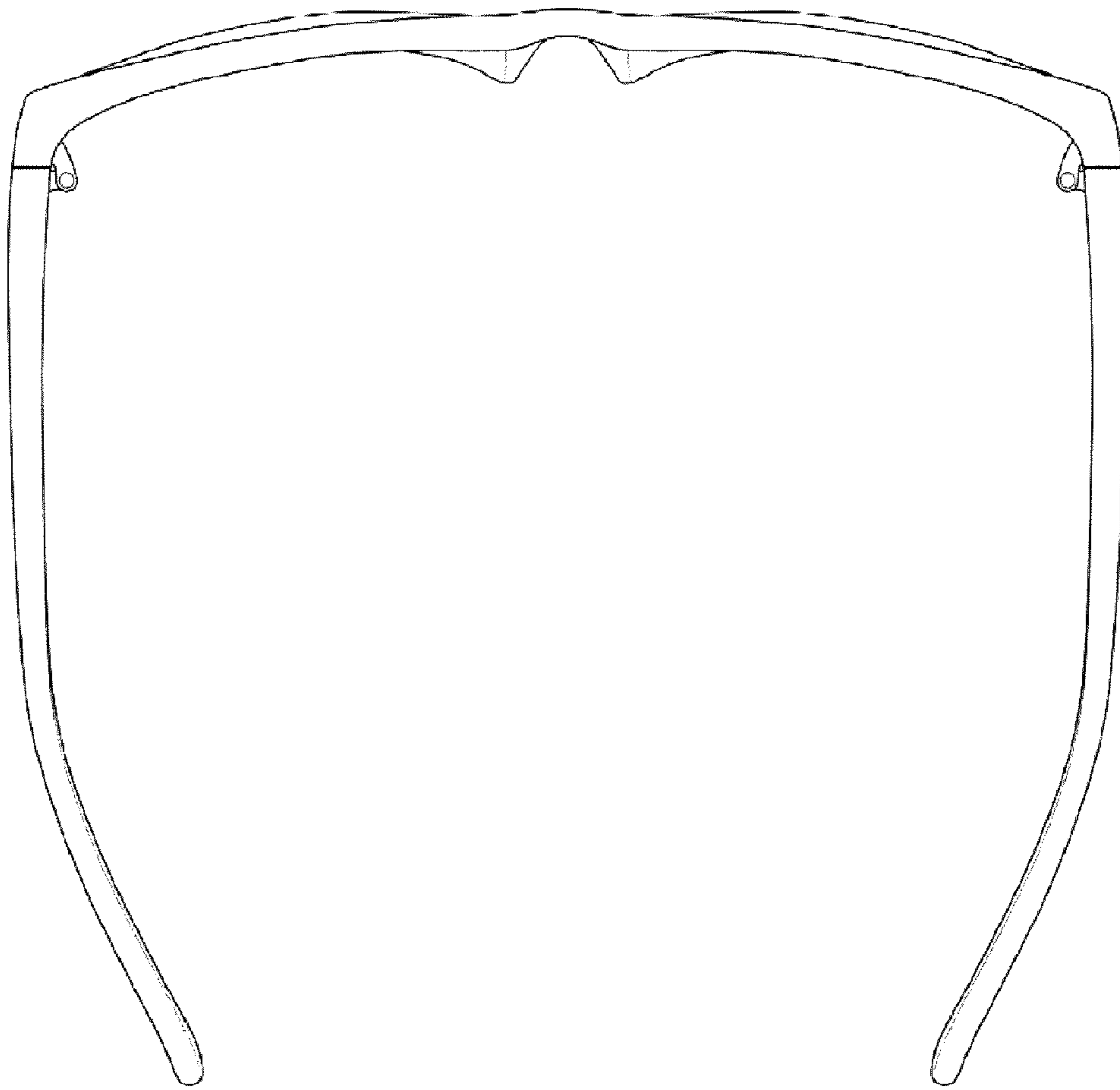


FIG. 5

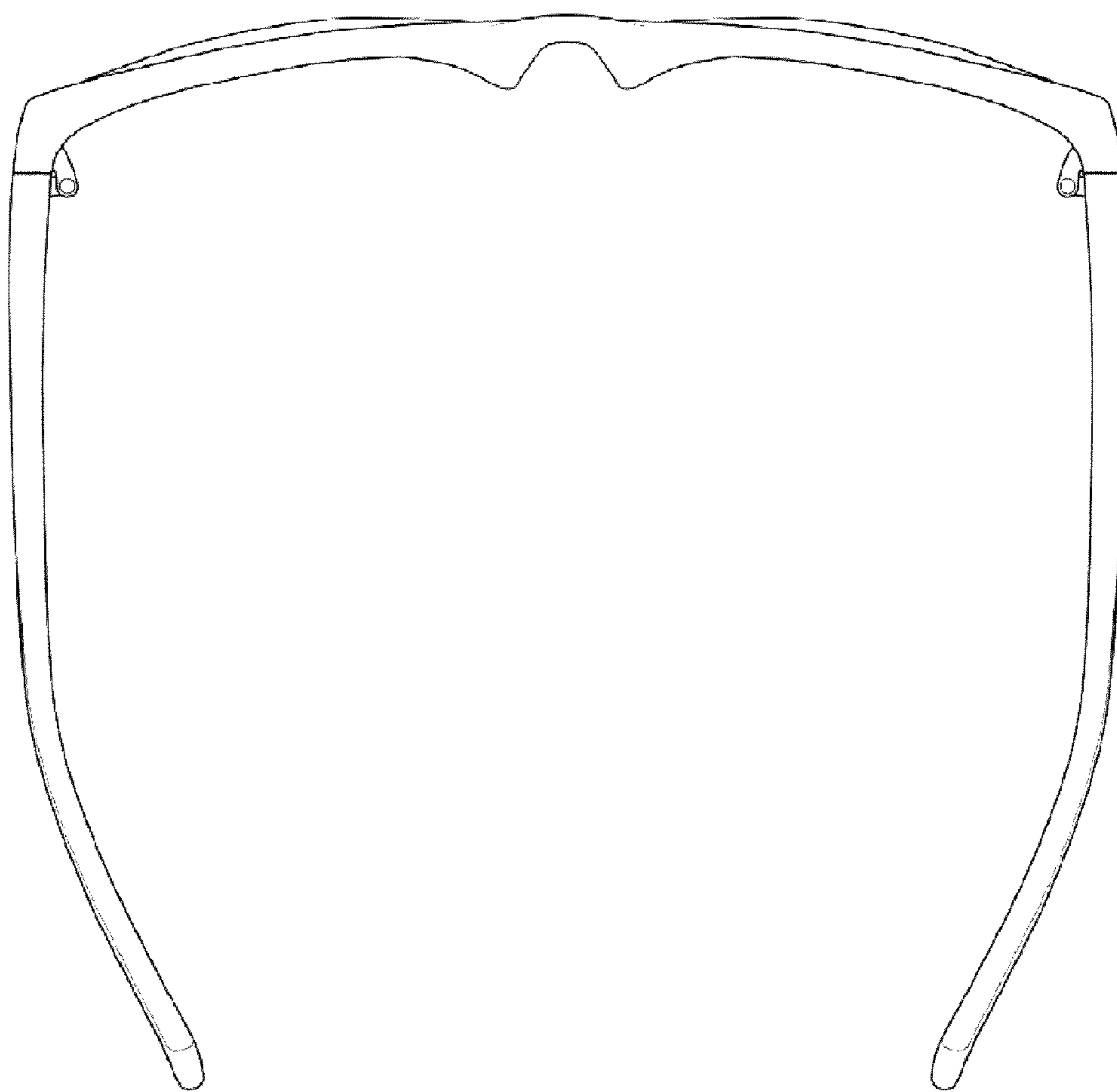


FIG. 6

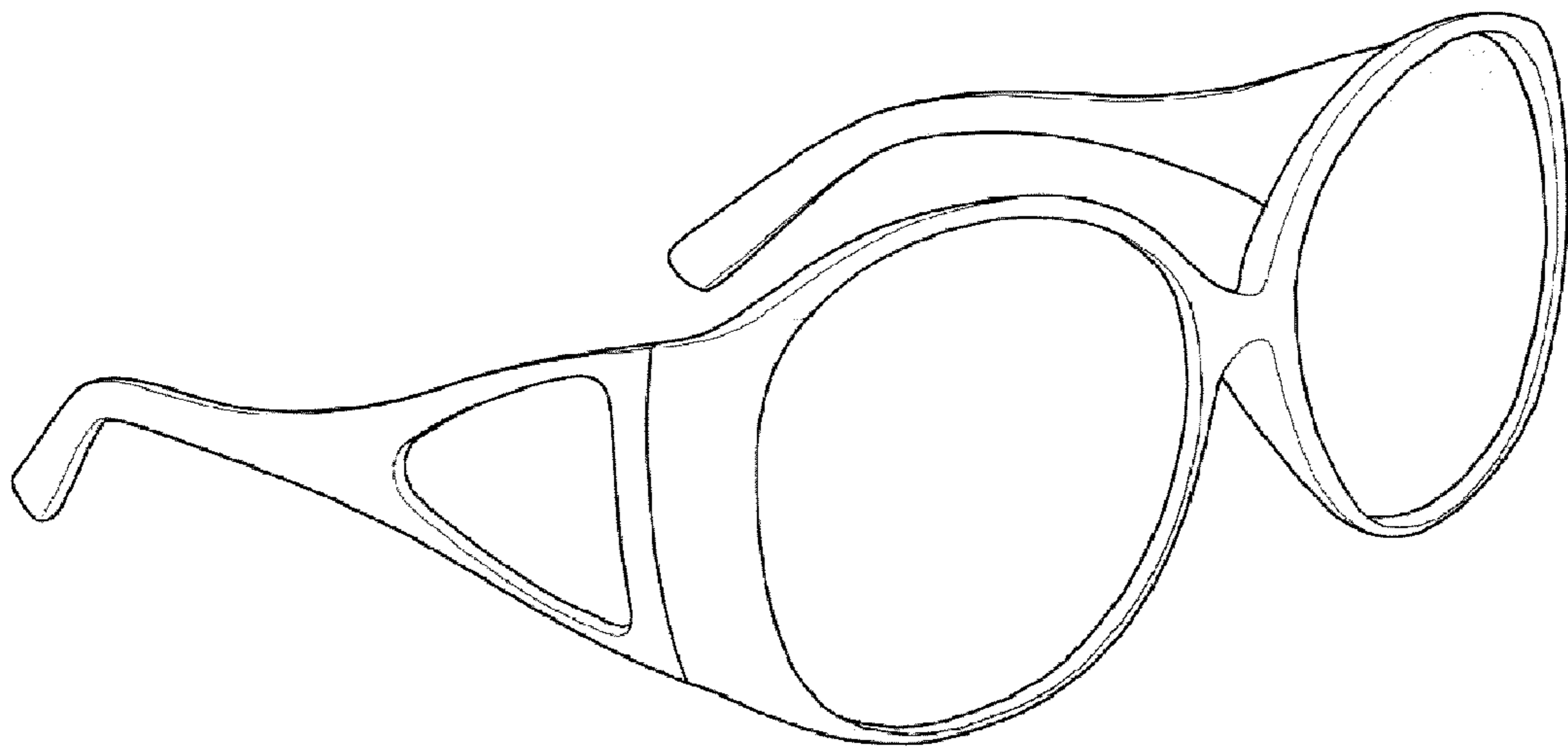


FIG. 7