



US00D685802S

(12) **United States Design Patent**
Canizares et al.

(10) **Patent No.:** **US D685,802 S**
(45) **Date of Patent:** **** Jul. 9, 2013**

(54) **LIGHTED ELECTRONIC DEVICE COVER**

(76) Inventors: **Wilfrido Loor Canizares**, San Francisco, CA (US); **Chris Green**, San Francisco, CA (US); **Monica Liane Mecchella**, San Francisco, CA (US); **Sun J. Han**, San Francisco, CA (US); **Hoang M. Nguyen**, San Francisco, CA (US)

(**) Term: **14 Years**

(21) Appl. No.: **29/402,809**

(22) Filed: **Sep. 27, 2011**

(51) **LOC (9) Cl.** **14-02**

(52) **U.S. Cl.**
USPC **D14/440**

(58) **Field of Classification Search**
USPC D14/250, 251, 253, 240, 217, 496, D14/440, 203.3, 203.4, 203.5, 203.8, 432, D14/439, 300; D3/218, 215, 201; 220/4.02; 248/309.1; 361/679.56, 679.03; 379/426, 379/433.11, 455; 455/575.1, 575.8; 190/100; 206/305, 320
See application file for complete search history.

(56) **References Cited**

U.S. PATENT DOCUMENTS

2,354,782	A *	8/1944	Stradling et al.	281/16
4,259,568	A *	3/1981	Dynesen	235/1 D
4,703,160	A *	10/1987	Narishima et al.	235/1 D
4,718,550	A *	1/1988	Johnson	206/387.13
D306,583	S *	3/1990	Krolopp et al.	D14/137
5,375,076	A *	12/1994	Goodrich et al.	361/679.17
D435,550	S *	12/2000	Chu et al.	D14/345
D546,878	S *	7/2007	Bharma	D19/26
7,318,521	B2 *	1/2008	Lau	206/45.24
D579,975	S *	11/2008	Brown	D19/26

7,542,052	B2 *	6/2009	Solomon et al.	345/659
D600,699	S *	9/2009	Johnston et al.	D14/440
D641,348	S *	7/2011	Kim et al.	D14/250
D646,266	S *	10/2011	Kim et al.	D14/250
D652,831	S *	1/2012	Lee et al.	D14/315

(Continued)

OTHER PUBLICATIONS

Japanese Office Action mailed May 25, 2012 for Japanese design application No. 2011-23924, a counterpart foreign application of design U.S. Appl. No. 29/402,809, 5 pages.

(Continued)

Primary Examiner — Cynthia Underwood

(74) *Attorney, Agent, or Firm* — Lee & Hayes, PLLC

(57) **CLAIM**

The ornamental design for a lighted electronic device cover, as shown and described.

DESCRIPTION

FIG. 1 is a perspective view of a lighted electronic device cover;

FIG. 2 is a top plan view of the lighted electronic device cover of FIG. 1;

FIG. 3 is a bottom plan view of the lighted electronic device cover of FIG. 1;

FIG. 4 is a left-side elevation view of the lighted electronic device cover of FIG. 1;

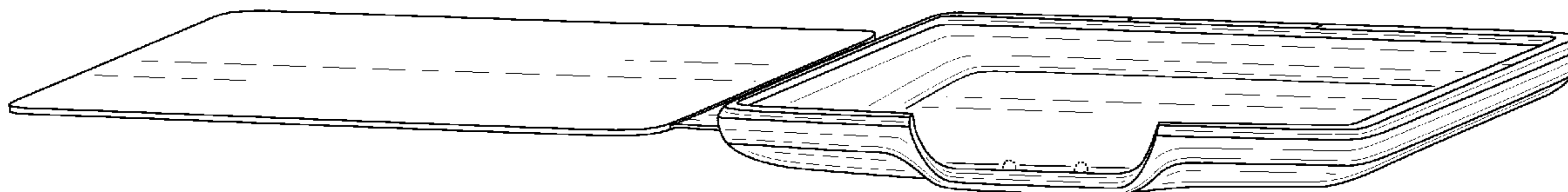
FIG. 5 is a right-side elevation view of the lighted electronic device cover of FIG. 1;

FIG. 6 is a front elevation view of the lighted electronic device cover of FIG. 1; and,

FIG. 7 is a back elevation view of the lighted electronic device cover of FIG. 1.

The broken lines are directed to unclaimed portions and form no part of the claimed design.

1 Claim, 5 Drawing Sheets



US D685,802 S

Page 2

U.S. PATENT DOCUMENTS

D657,354 S * 4/2012 Kim D14/250
D659,139 S * 5/2012 Gengler D14/392
8,230,992 B2 * 7/2012 Law et al. 206/320
8,235,208 B2 * 8/2012 Sirichai et al. 206/320
2001/0040561 A1 * 11/2001 Weinzierl et al. 345/169
2004/0202858 A1 * 10/2004 Lee 428/332
2009/0017883 A1 * 1/2009 Lin 455/575.8
2010/0294909 A1 * 11/2010 Hauser et al. 248/456
2010/0300909 A1 * 12/2010 Hung 206/320
2012/0043231 A1 * 2/2012 Perrier et al. 206/216
2012/0194448 A1 * 8/2012 Rothkopf 345/173

OTHER PUBLICATIONS

Japanese Office Action mailed May 25, 2012 for Japanese design application No. 2011-23922, a counterpart foreign application of design U.S. application No. 29/402,804, 5 pages.

Japanese Office Action mailed May 25, 2012 for Japanese design application No. 2011-23923, a counterpart foreign application of design U.S. Appl. No. 29/402,806, 5 pages.

Japanese Office Action mailed May 25, 2012 for Japanese design application No. 2011-23921, a counterpart foreign application of design U.S. application No. 29/402,800, 5 pages.

* cited by examiner

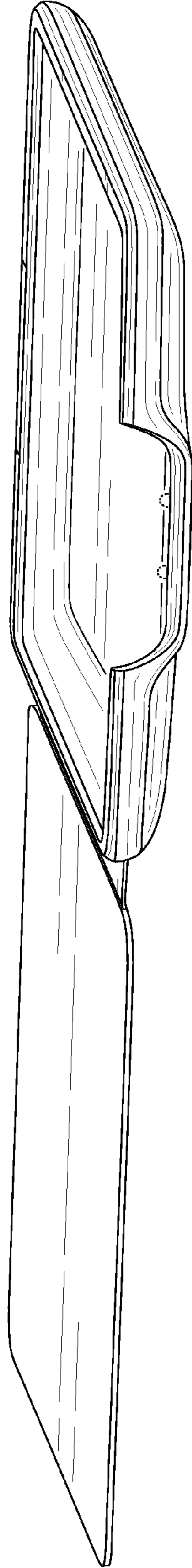


FIG. 1

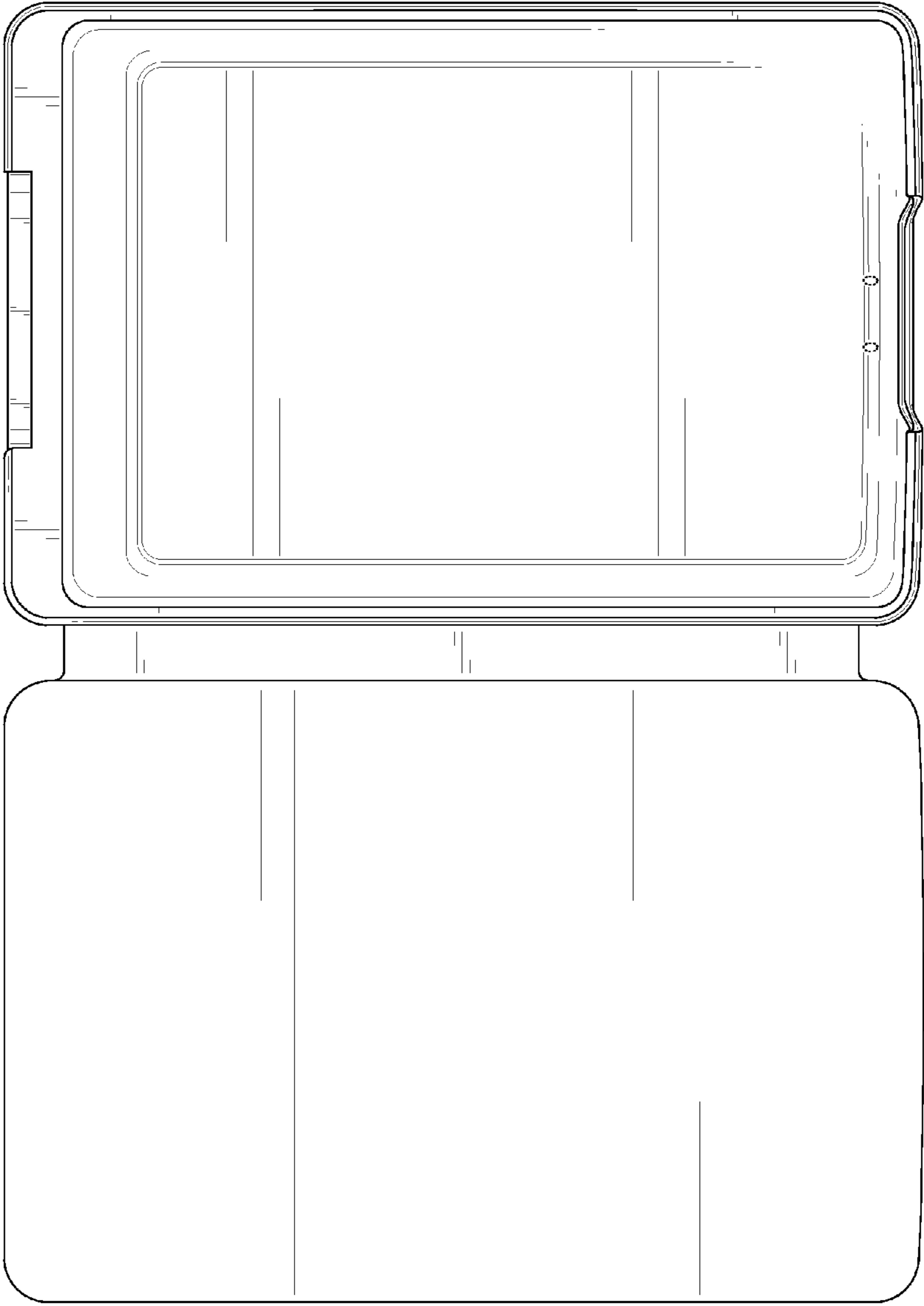


FIG. 2

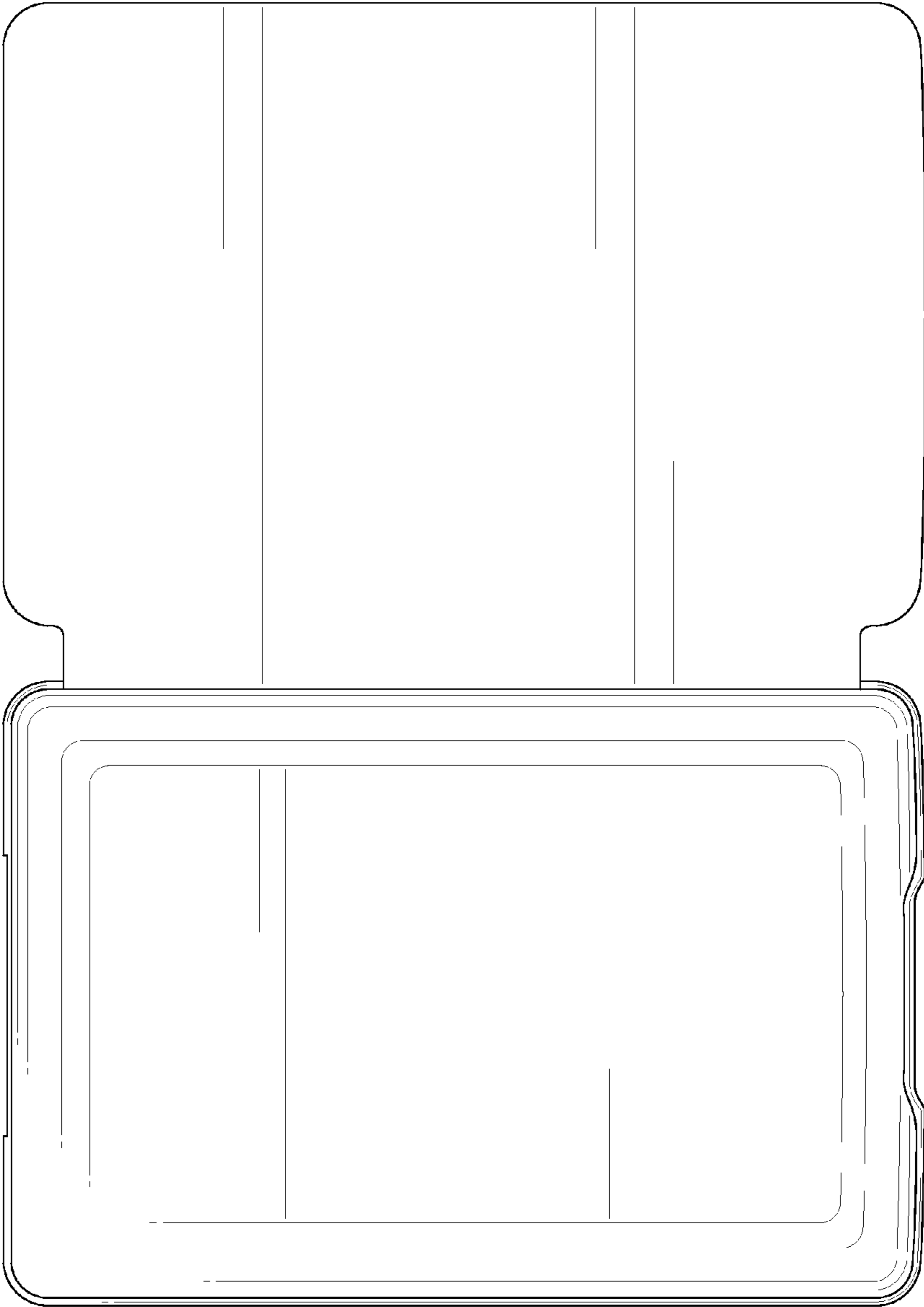


FIG. 3

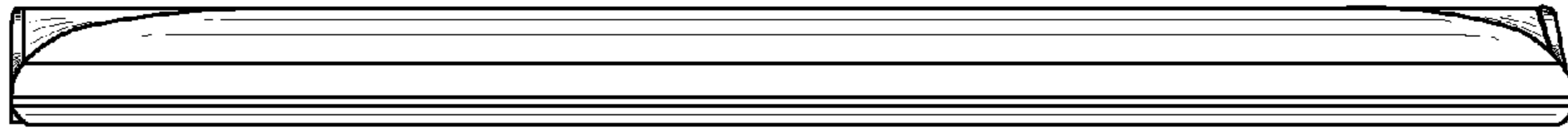


FIG. 5

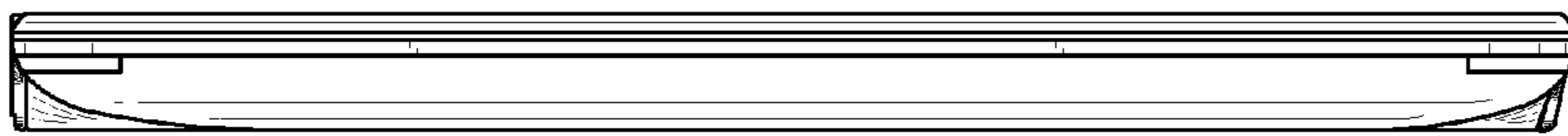


FIG. 4

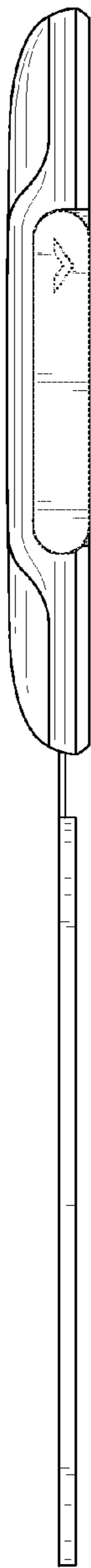


FIG. 7

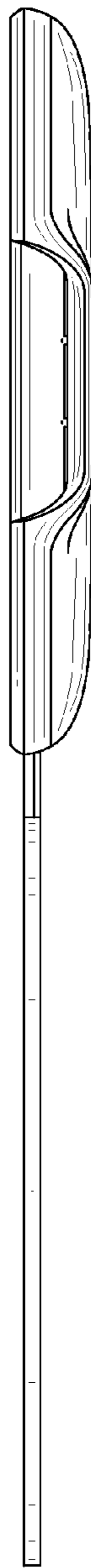


FIG. 6