



US00D685790S

(12) **United States Design Patent**
Tang

(10) **Patent No.:** **US D685,790 S**
(45) **Date of Patent:** **** Jul. 9, 2013**

- (54) **USB RECORD BUTTON DEVICE**
- (75) Inventor: **Yi-Hsiu Tang**, New Taipei (TW)
- (73) Assignee: **Avermedia Technologies, Inc.**, New Taipei (TW)
- (**) Term: **14 Years**
- (21) Appl. No.: **29/413,441**
- (22) Filed: **Feb. 15, 2012**
- (51) **LOC (9) Cl.** **14-02**
- (52) **U.S. Cl.**
USPC **D14/388**; D14/218
- (58) **Field of Classification Search**
USPC D14/356, 388, 399, 400, 402, 408,
D14/432, 433, 439, 454, 299, 218; 341/22-28;
463/37; 345/168, 169; 455/556.1, 566, 575.1,
455/575.3, 575.4
See application file for complete search history.

D518,030	S	*	3/2006	Lin	D14/218
D519,918	S	*	5/2006	Wilson et al.	D13/103
D521,004	S	*	5/2006	Suzuki	D14/408
D521,512	S	*	5/2006	Kunzi et al.	D14/388
7,044,302	B2	*	5/2006	Conley	206/538
D531,159	S	*	10/2006	Park	D14/203.3
D537,480	S	*	2/2007	Sullivan	D19/100
D542,234	S	*	5/2007	Shimizu	D13/168
D542,280	S	*	5/2007	Taylor	D14/218
D544,547	S	*	6/2007	Solland	D21/333
D577,009	S	*	9/2008	Wilson et al.	D14/225
D591,301	S	*	4/2009	Ho et al.	D14/408
D596,622	S	*	7/2009	Lee	D14/218
D598,003	S	*	8/2009	Park	D14/149
D598,008	S	*	8/2009	Shimizu	D14/218

(Continued)

FOREIGN PATENT DOCUMENTS

TW M272342 8/2005

OTHER PUBLICATIONS

English translation of abstract of TW M272342.

Primary Examiner — Deanna L Fluegeman

(74) *Attorney, Agent, or Firm* — McClure, Qualey & Rodack, LLP

(56) **References Cited**

U.S. PATENT DOCUMENTS

D327,690	S	*	7/1992	Ogawa et al.	D14/230
D331,060	S	*	11/1992	Emmons et al.	D14/218
D371,793	S	*	7/1996	Patton	D14/218
D382,175	S	*	8/1997	Green	D7/538
D382,261	S	*	8/1997	Kaneko et al.	D14/417
D388,067	S	*	12/1997	Chen et al.	D14/388
D396,852	S	*	8/1998	Chao	D14/358
D415,480	S	*	10/1999	Kendall et al.	D14/460
D464,630	S	*	10/2002	Woodworth	D13/171
D481,370	S	*	10/2003	Popowski et al.	D14/150
D488,142	S	*	4/2004	Wang et al.	D14/138 AB
D494,633	S	*	8/2004	Nussberger et al.	D21/324
D501,652	S	*	2/2005	Pierson et al.	D13/171
D507,078	S	*	7/2005	Greenfield	D28/82
D512,417	S	*	12/2005	Hirakawa et al.	D14/223
D514,095	S	*	1/2006	Wilson et al.	D14/223
D516,031	S	*	2/2006	Han et al.	D13/147

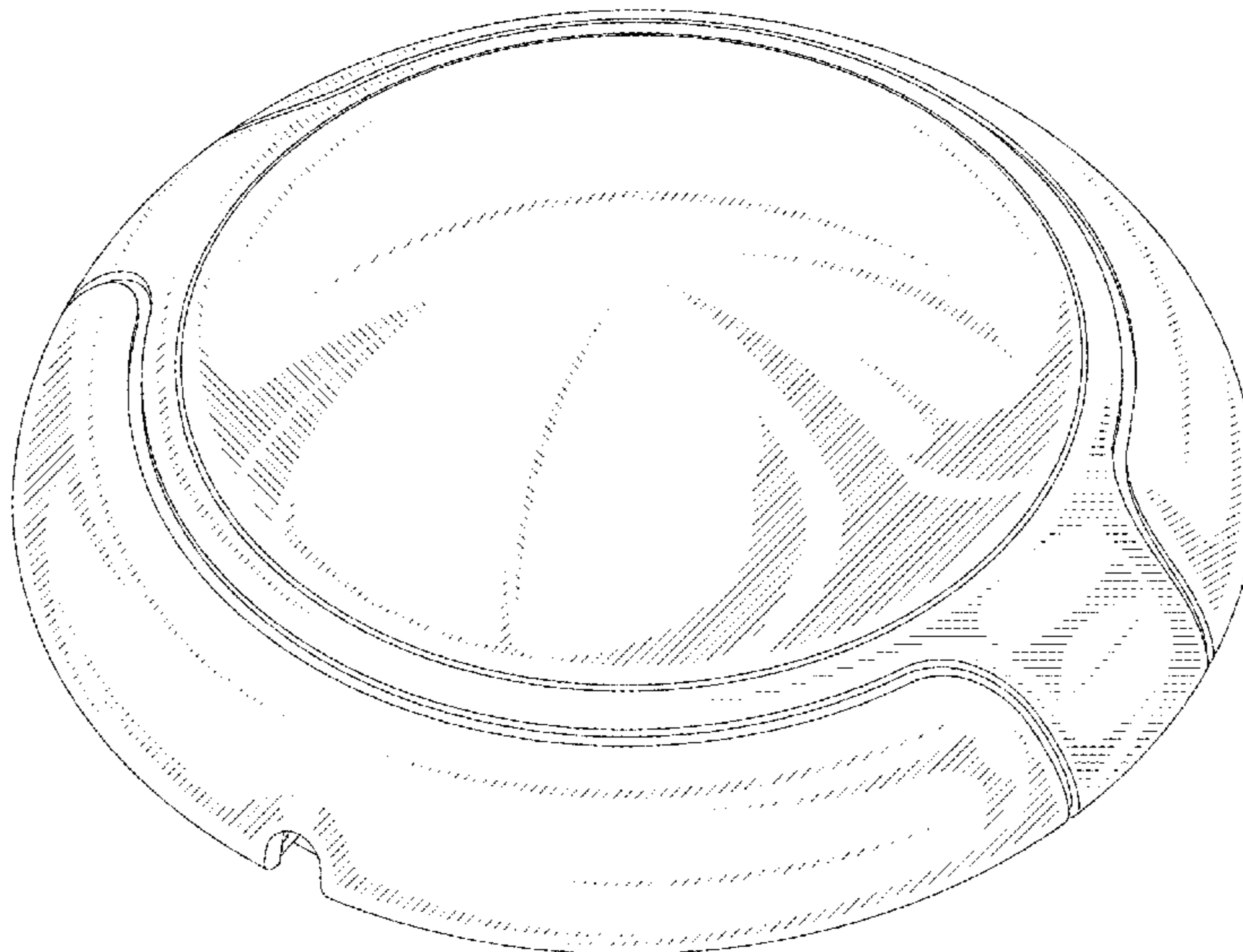
(57) **CLAIM**

The ornamental design for a USB record button device, as shown and described.

DESCRIPTION

FIG. 1 is a perspective view of a USB record button device showing my new design;
FIG. 2 is a front view thereof;
FIG. 3 is a rear view thereof;
FIG. 4 is a left side view thereof;
FIG. 5 is a right side view thereof;
FIG. 6 is a top view thereof; and,
FIG. 7 is a bottom view thereof.

1 Claim, 5 Drawing Sheets



US D685,790 S

Page 2

U.S. PATENT DOCUMENTS

D601,564 S *	10/2009	Maeno	D14/400	D633,085 S *	2/2011	Chiu	D14/218
D602,915 S *	10/2009	Song et al.	D14/218	D638,001 S *	5/2011	Nakhjiri et al.	D14/242
D603,457 S *	11/2009	Julskjer et al.	D21/324	D643,412 S *	8/2011	Brady et al.	D14/218
D606,593 S *	12/2009	Wilm	D21/324	D645,818 S *	9/2011	Guccione et al.	D13/108
D606,595 S *	12/2009	Levy et al.	D21/405	D656,130 S *	3/2012	Bailey	D14/227
D625,295 S *	10/2010	Nogueira et al.	D14/218	8,188,842 B2 *	5/2012	Otsuka et al.	340/686.1
D626,963 S *	11/2010	Kim	D14/420	D678,285 S *	3/2013	Chen	D14/433
D632,281 S *	2/2011	Hoehn et al.	D14/218	2002/0149566 A1 *	10/2002	Sarkissian	345/168

* cited by examiner

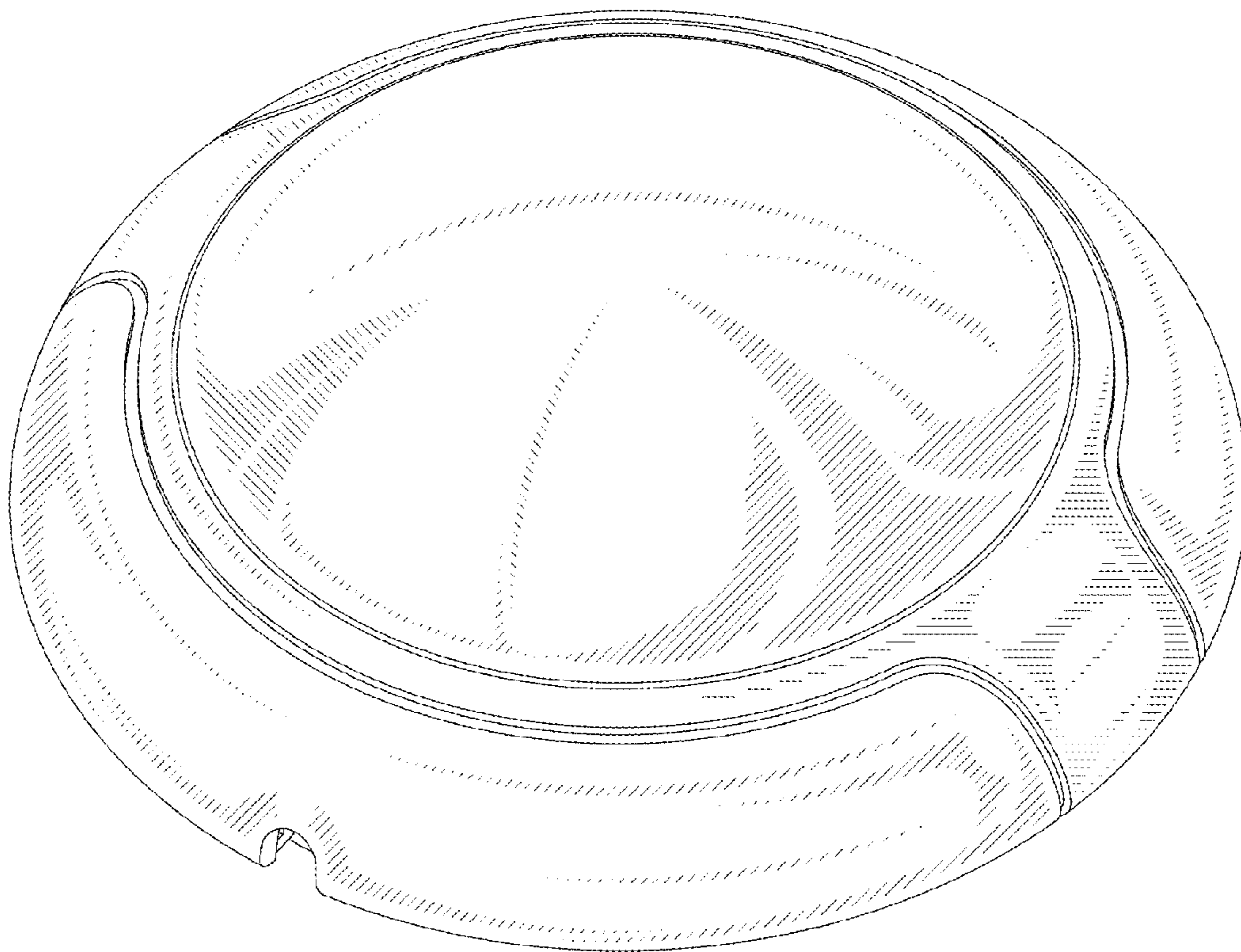


FIG. 1

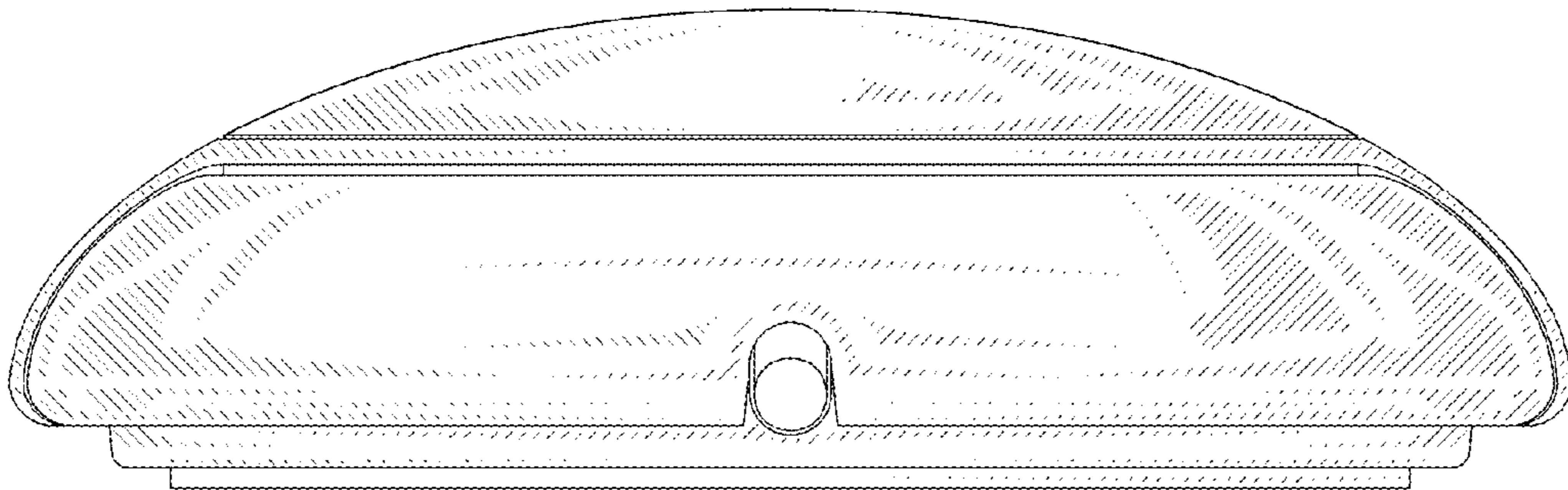


FIG. 2

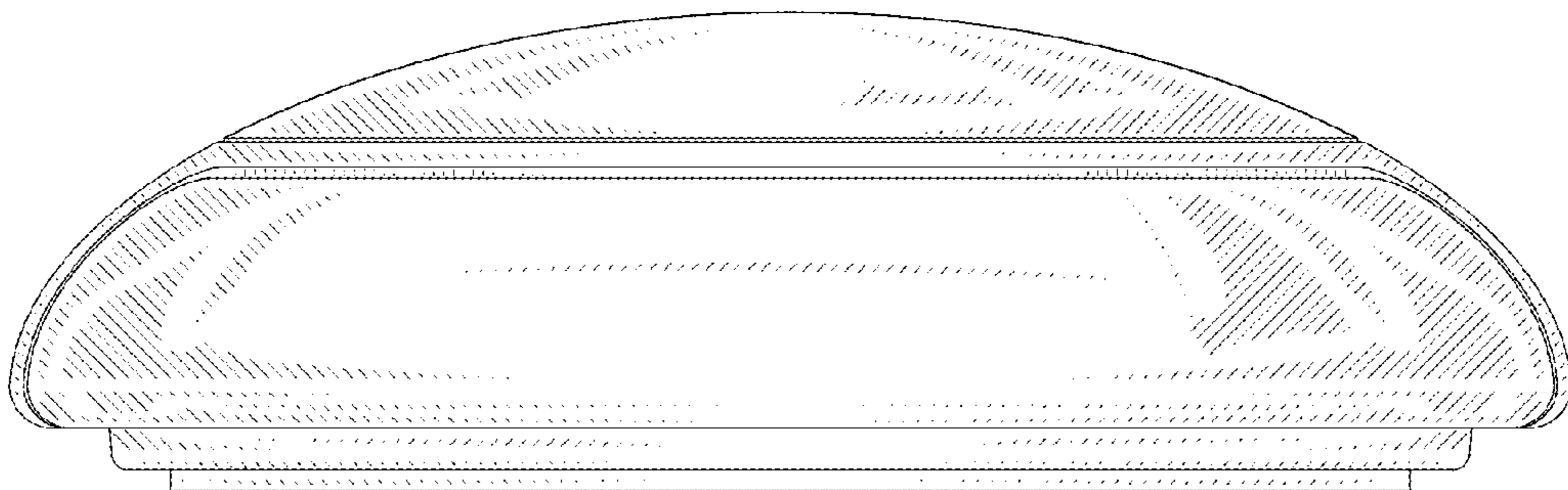


FIG. 3

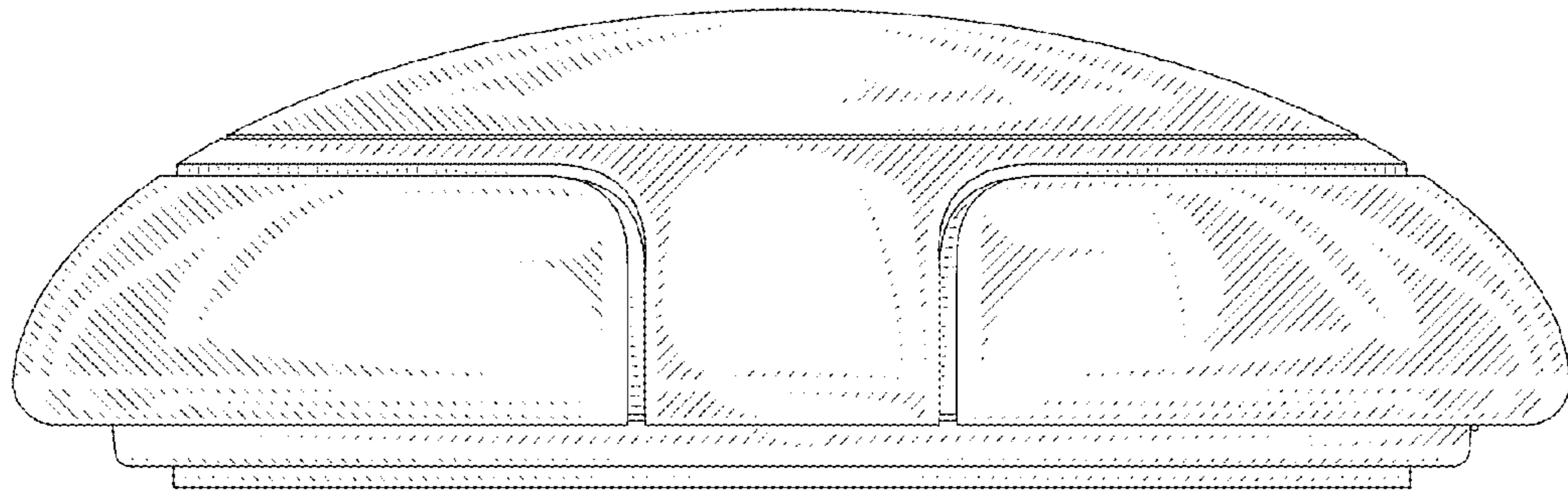


FIG. 4

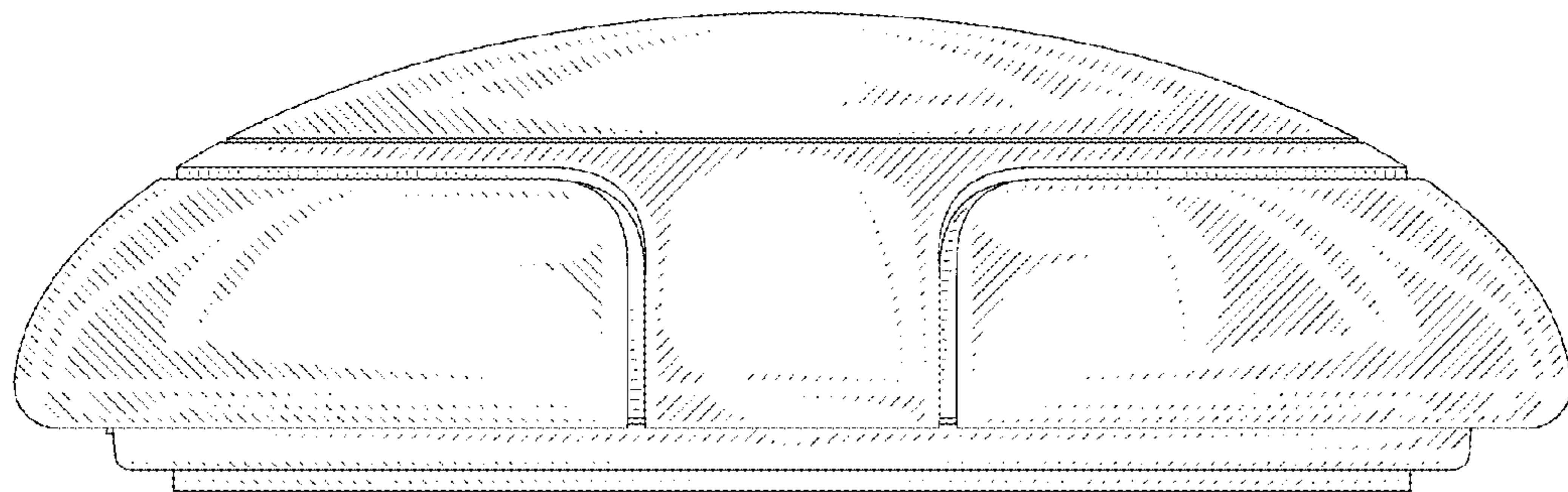


FIG. 5




FIG. 6

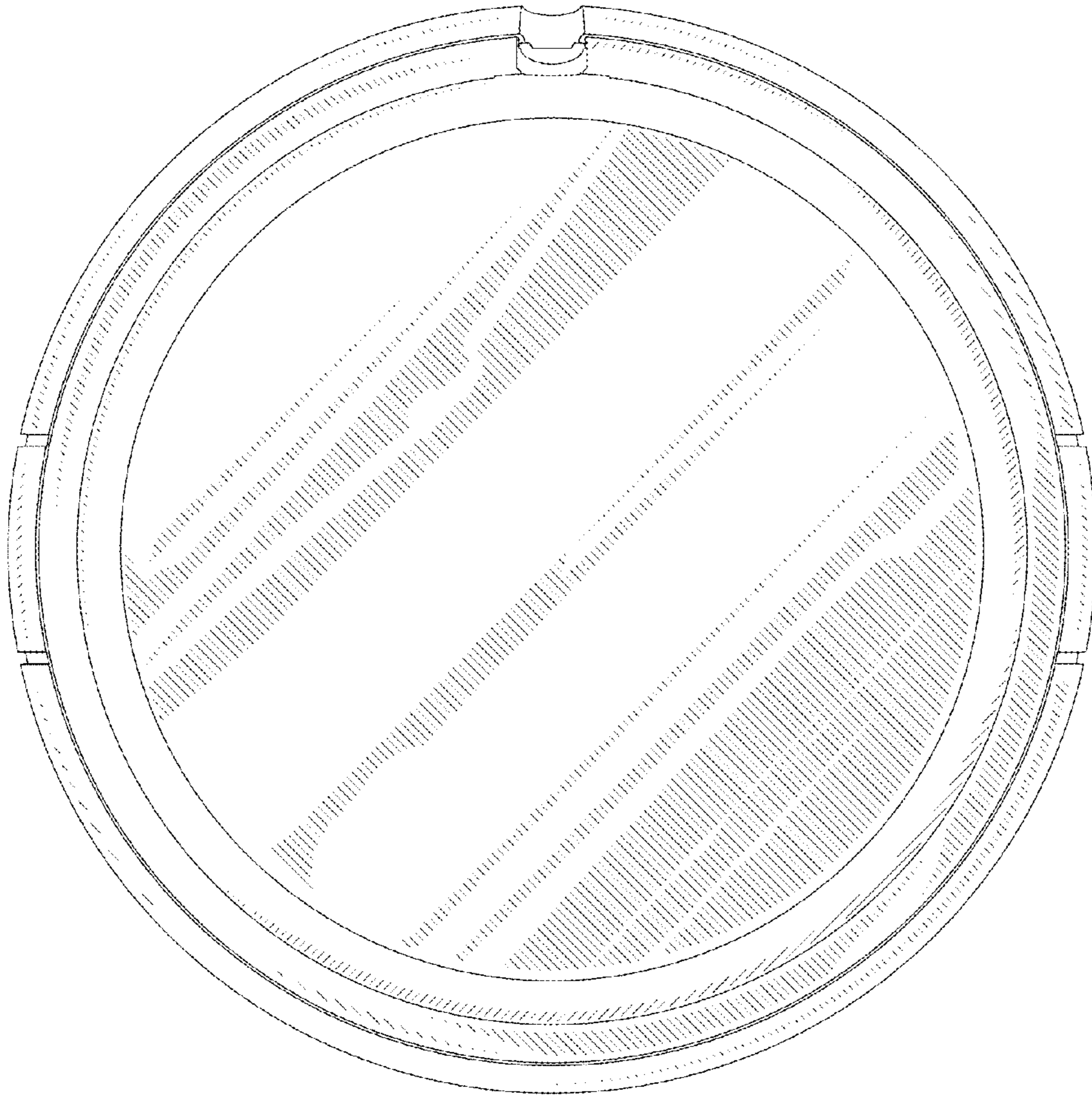


FIG. 7