



US00D685783S

(12) **United States Design Patent**  
**Bryan et al.**

(10) **Patent No.:** **US D685,783 S**

(45) **Date of Patent:** **\*\* Jul. 9, 2013**

(54) **HOUSING FOR A MOBILE COMPUTING DEVICE**

(75) Inventors: **Philip Bryan**, San Francisco, CA (US);  
**Yoshimichi Matsuoka**, Cupertino, CA (US)

(73) Assignee: **Palm, Inc.**, Sunnyvale, CA (US)

(\*\*) Term: **14 Years**

(21) Appl. No.: **29/396,724**

(22) Filed: **Jul. 6, 2011**

**Related U.S. Application Data**

(63) Continuation-in-part of application No. 29/385,002, filed on Feb. 7, 2011, now Pat. No. Des. 666,198.

(51) **LOC (9) Cl.** ..... **14-02**

(52) **U.S. Cl.**  
USPC ..... **D14/341**

(58) **Field of Classification Search**

USPC ..... D14/341-347, 137, 138, 138.1, 138 A, D14/138 AA, 138 R, 138 AB, 138 AC, 138 AD, D14/138 C, 138 G, 496, 203.1, 203.3, 203.4, D14/203.5, 203.7, 426, 427, 432, 429, 129, D14/130, 420, 439-441, 448, 125, 126, 147, D14/156, 218, 247-248, 250, 389, 388, 315-318; D10/65, 104; D18/6-7; D21/324, D21/329, 330; D19/26, 59, 60; 455/556.1, 455/556.2, 566, 575.1, 90.3; 379/433.04, 379/433.01, 433.06, 916; 345/169, 173, 901, 345/905; 361/679.26, 679.27, 679.3, 679.55, 361/679.56

See application file for complete search history.

(56) **References Cited**

U.S. PATENT DOCUMENTS

D333,574	S	*	3/1993	Ackeret	.....	D6/300
D504,889	S	*	5/2005	Andre et al.	.....	D14/341
D579,930	S	*	11/2008	Maskatia	.....	D14/341
D584,738	S	*	1/2009	Kim et al.	.....	D14/496
D601,353	S	*	10/2009	Sadler et al.	.....	D6/308
D602,014	S	*	10/2009	Andre et al.	.....	D14/341
D602,015	S	*	10/2009	Andre et al.	.....	D14/341
D617,793	S	*	6/2010	Chiang et al.	.....	D14/341
D622,514	S	*	8/2010	Park et al.	.....	D6/308
D627,777	S	*	11/2010	Akana et al.	.....	D14/341
D633,091	S	*	2/2011	Andre et al.	.....	D14/341
D635,784	S	*	4/2011	Li et al.	.....	D6/308
D637,596	S	*	5/2011	Akana et al.	.....	D14/341
D638,814	S	*	5/2011	Sutherland et al.	.....	D14/138 G
D639,267	S	*	6/2011	DeLorenzo et al.	.....	D14/142
D639,805	S	*	6/2011	Song et al.	.....	D14/341
D640,219	S	*	6/2011	Sutherland et al.	.....	D14/138 G

(Continued)

*Primary Examiner* — Barbara Fox

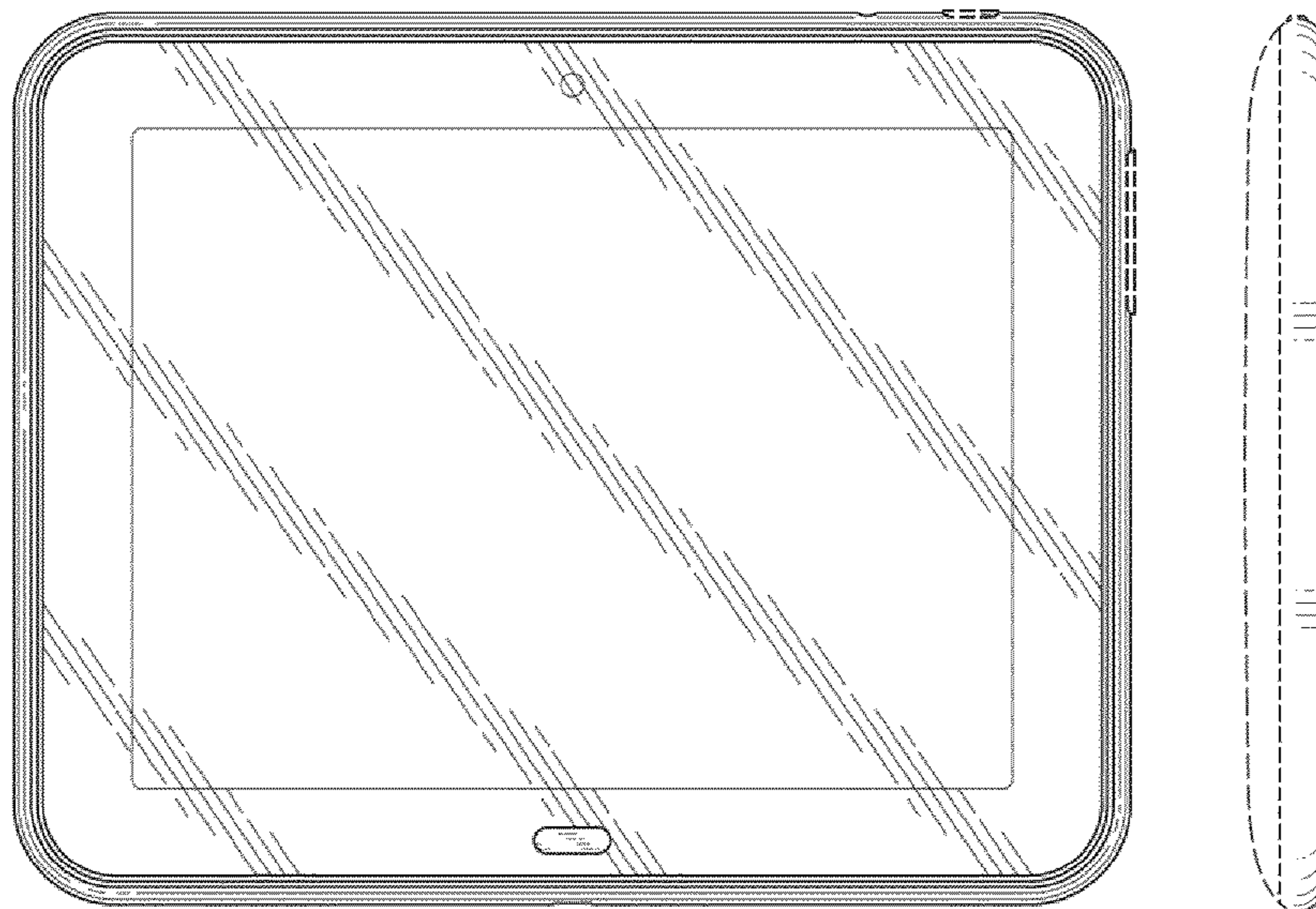
(57) **CLAIM**

The ornamental design for a housing for a mobile computing device, as shown and described.

**DESCRIPTION**

FIG. 1 is a front perspective view of a housing for a mobile computing device showing the new design; FIG. 2 is another front perspective view of the housing in FIG. 1; FIG. 3 is a front view of the housing in FIG. 1; FIG. 4 is a top end view of the housing in FIG. 1; FIG. 5 is a bottom end view of the housing in FIG. 1; FIG. 6 is a left side view of the housing in FIG. 1; and, FIG. 7 is a right side view of the housing in FIG. 1. The broken lines shown in the drawings are for the purpose of illustrating portions of the housing for a mobile computing device and form no part of the claimed design.

**1 Claim, 5 Drawing Sheets**



# US D685,783 S

Page 2

---

## U.S. PATENT DOCUMENTS

D640,663 S \* 6/2011 Arnholt et al. .... D14/138 G  
D642,563 S \* 8/2011 Akana et al. .... D14/341  
D645,833 S \* 9/2011 Seflic et al. .... D14/138 G  
D656,918 S \* 4/2012 Kim et al. .... D14/138 G  
D663,298 S \* 7/2012 Song et al. .... D14/341

D666,198 S \* 8/2012 Van Den Nieuwenhuizen  
et al. .... D14/341  
D667,398 S \* 9/2012 Koh .... D14/341  
D667,399 S \* 9/2012 Koh .... D14/341

\* cited by examiner

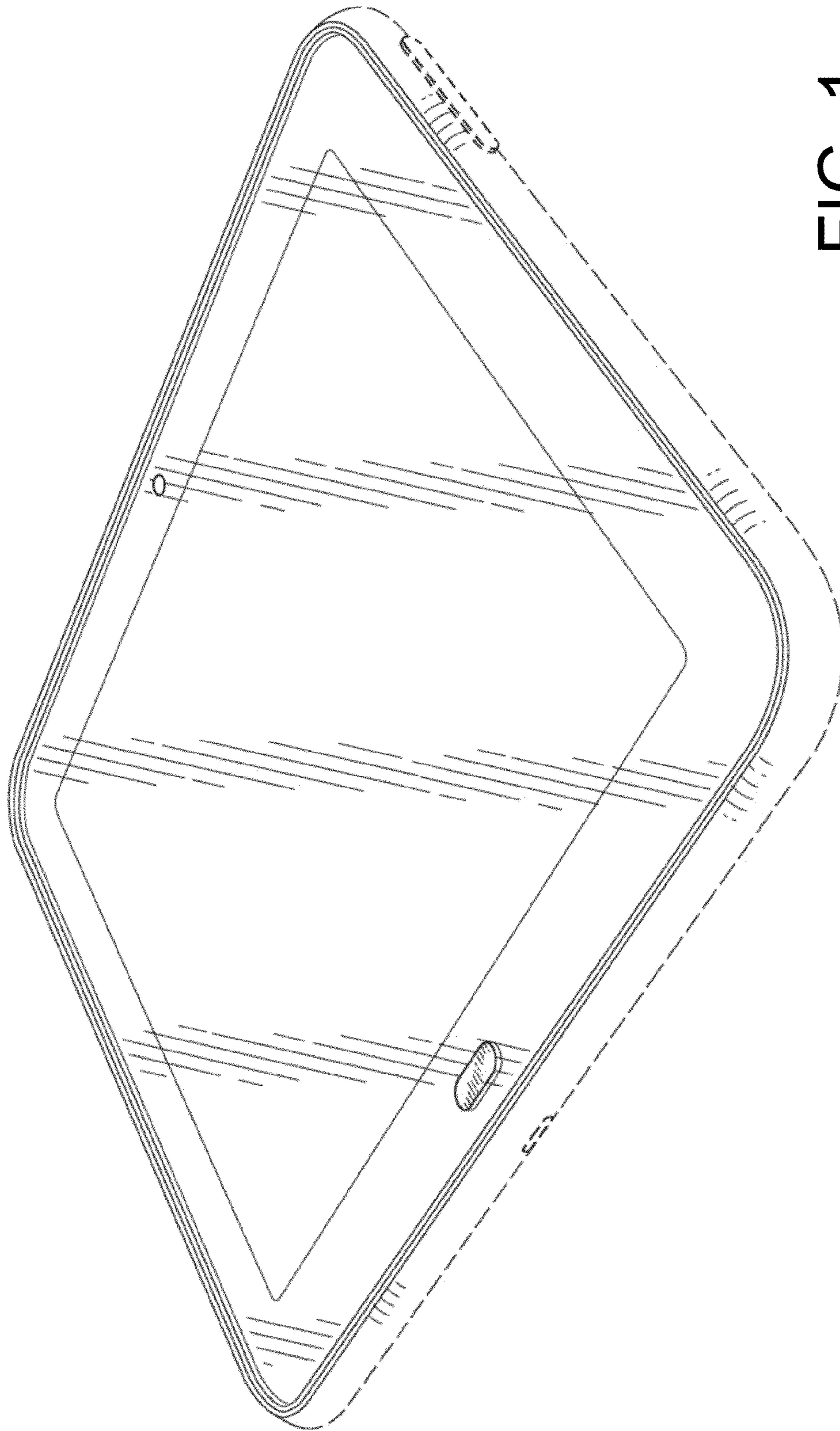


FIG. 1

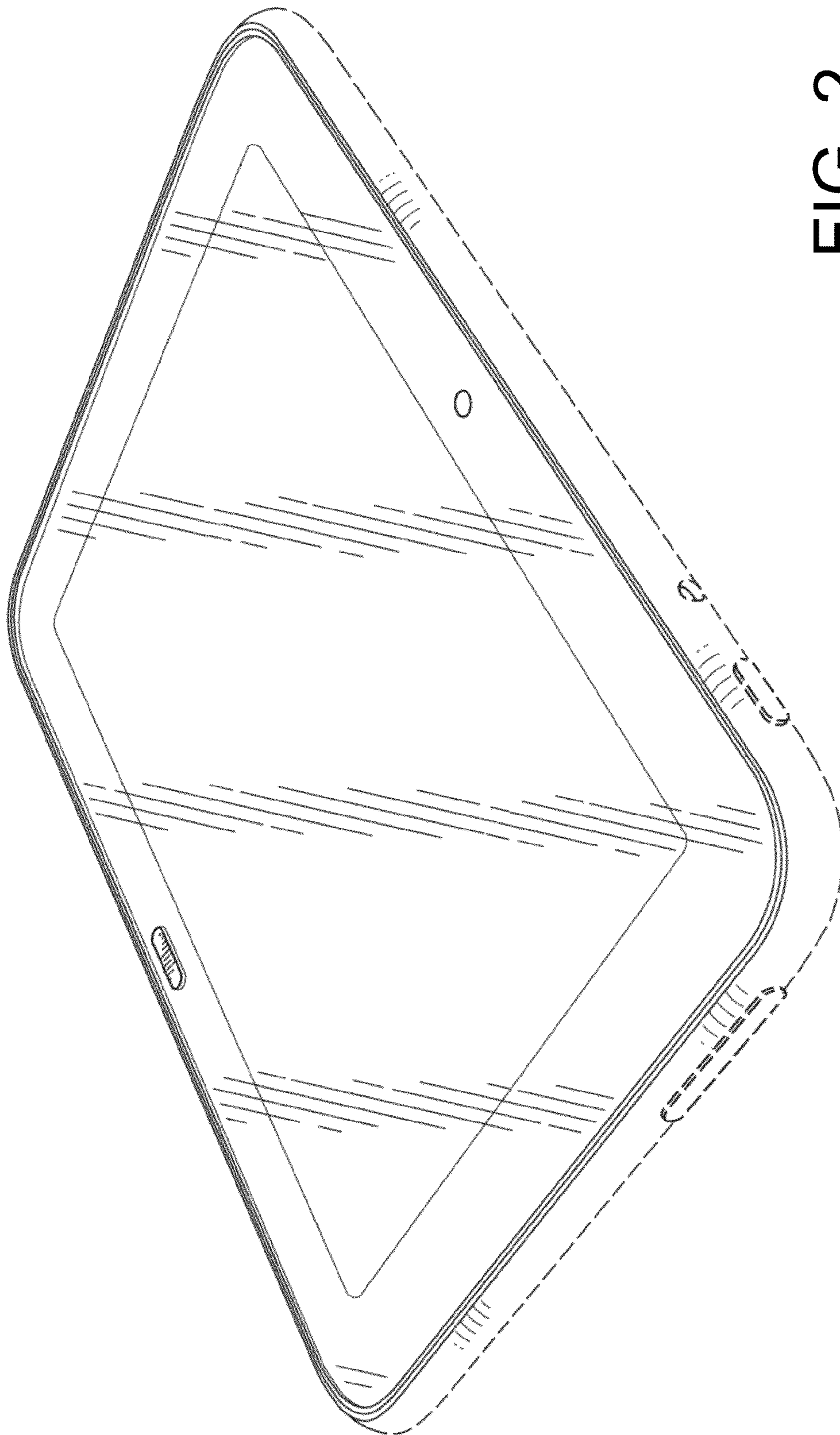


FIG. 2

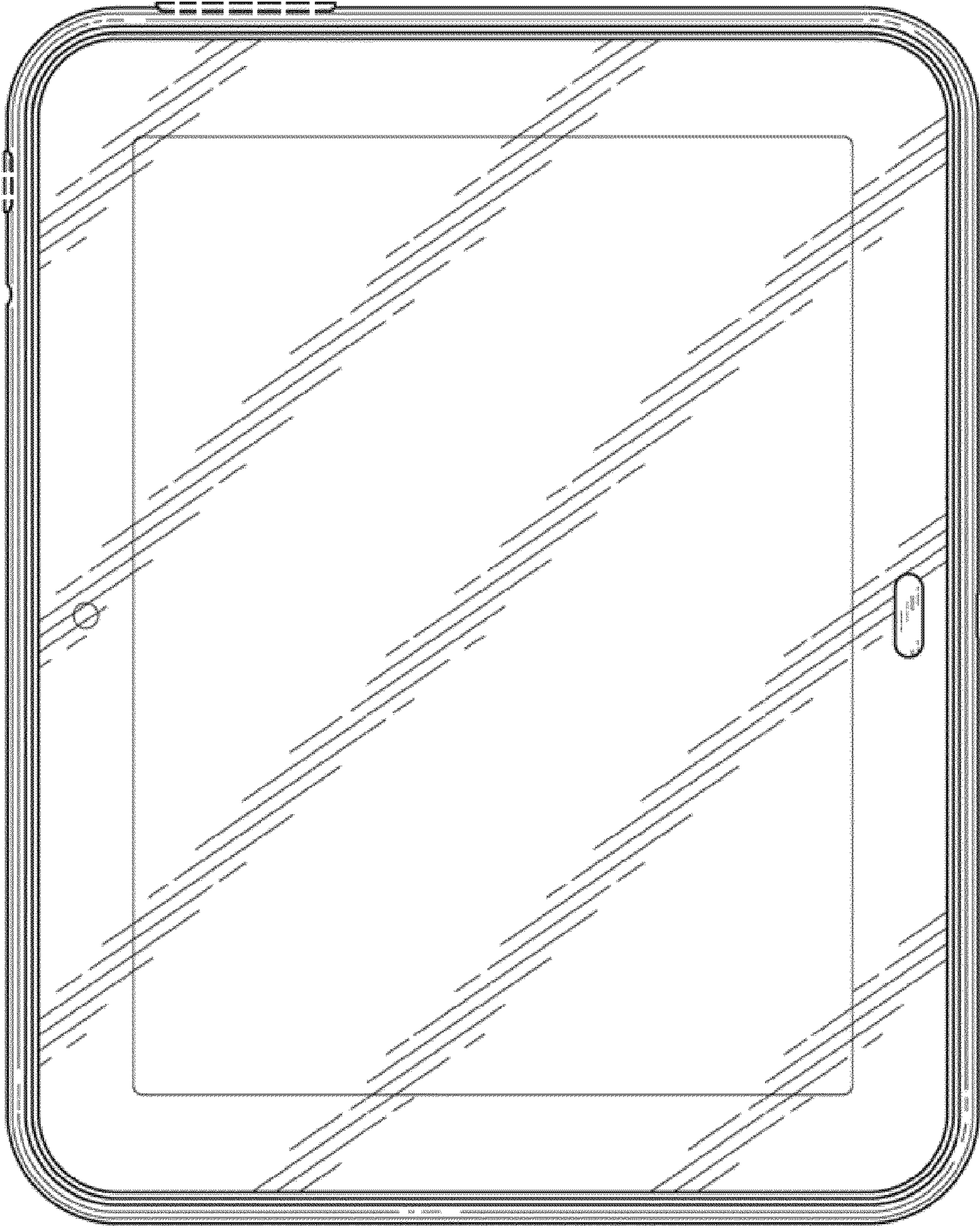


FIG. 3




FIG. 4



FIG. 5



FIG. 7




FIG. 6