

US00D685776S

(12) **United States Design Patent**
Bau

(10) **Patent No.:** **US D685,776 S**
(45) **Date of Patent:** **** Jul. 9, 2013**

(54) **PROTECTIVE CASING FOR PORTABLE
HANDHELD ELECTRONIC DEVICE**

(75) Inventor: **Chi Yun Steven Bau**, Kowloon (HK)

(73) Assignee: **Switcheasy Limited**, Kowloon (HK)

(**) Term: **14 Years**

(21) Appl. No.: **29/388,595**

(22) Filed: **Mar. 30, 2011**

(30) **Foreign Application Priority Data**

Nov. 5, 2010 (HK) 1002043

(51) **LOC (9) Cl.** **14-03**

(52) **U.S. Cl.**
USPC **D14/250**

(58) **Field of Classification Search**
USPC D14/248, 250–253, 440, 203.1–203.7,
D14/217–218, 496, 137–138 AA, 138 G,
D14/168, 474; D3/201, 218, 269, 301, 273,
D3/303, 103, 247; D13/103, 107, 108, 119;
D6/407; D21/333; 220/4.02; 361/679.56,
361/679.55, 679.01; 379/426, 433.11, 455;
455/575.1, 575.8

See application file for complete search history.

(56) **References Cited**

U.S. PATENT DOCUMENTS

D603,603 S * 11/2009 Laine et al. D3/218
D624,065 S * 9/2010 Bosch et al. D14/250
D624,304 S * 9/2010 Danze et al. D3/201
D628,994 S * 12/2010 Griffin et al. D14/250
D638,005 S * 5/2011 Richardson et al. D14/250
D641,346 S * 7/2011 Fathollahi D14/250
D643,029 S * 8/2011 Feng D14/250
D646,254 S * 10/2011 Kim et al. D14/138 G
D650,810 S * 12/2011 Lemelman et al. D14/496

D651,203 S * 12/2011 Michie et al. D14/250
D651,601 S * 1/2012 Ichise D14/341
D654,483 S * 2/2012 Richardson et al. D14/250
D655,281 S * 3/2012 Turocy D14/250
D655,699 S * 3/2012 Bau D14/250
D660,833 S * 5/2012 Bau D14/250
D663,263 S * 7/2012 Gupta et al. D13/103
2008/0316687 A1 * 12/2008 Richardson et al. 361/680

OTHER PUBLICATIONS

Odyssey for iPhone 4 / iPhone 4S. [online] Retrieved on Oct. 4, 2012
from URL: <www.switcheasy.com/product/OdysseyiPhone4>.*

* cited by examiner

Primary Examiner — Susan Bennett Hattan

Assistant Examiner — Vy Koenig

(74) *Attorney, Agent, or Firm* — Liu & Liu

(57) **CLAIM**

The ornamental design for a protective casing for portable
handheld electronic device, as shown and described.

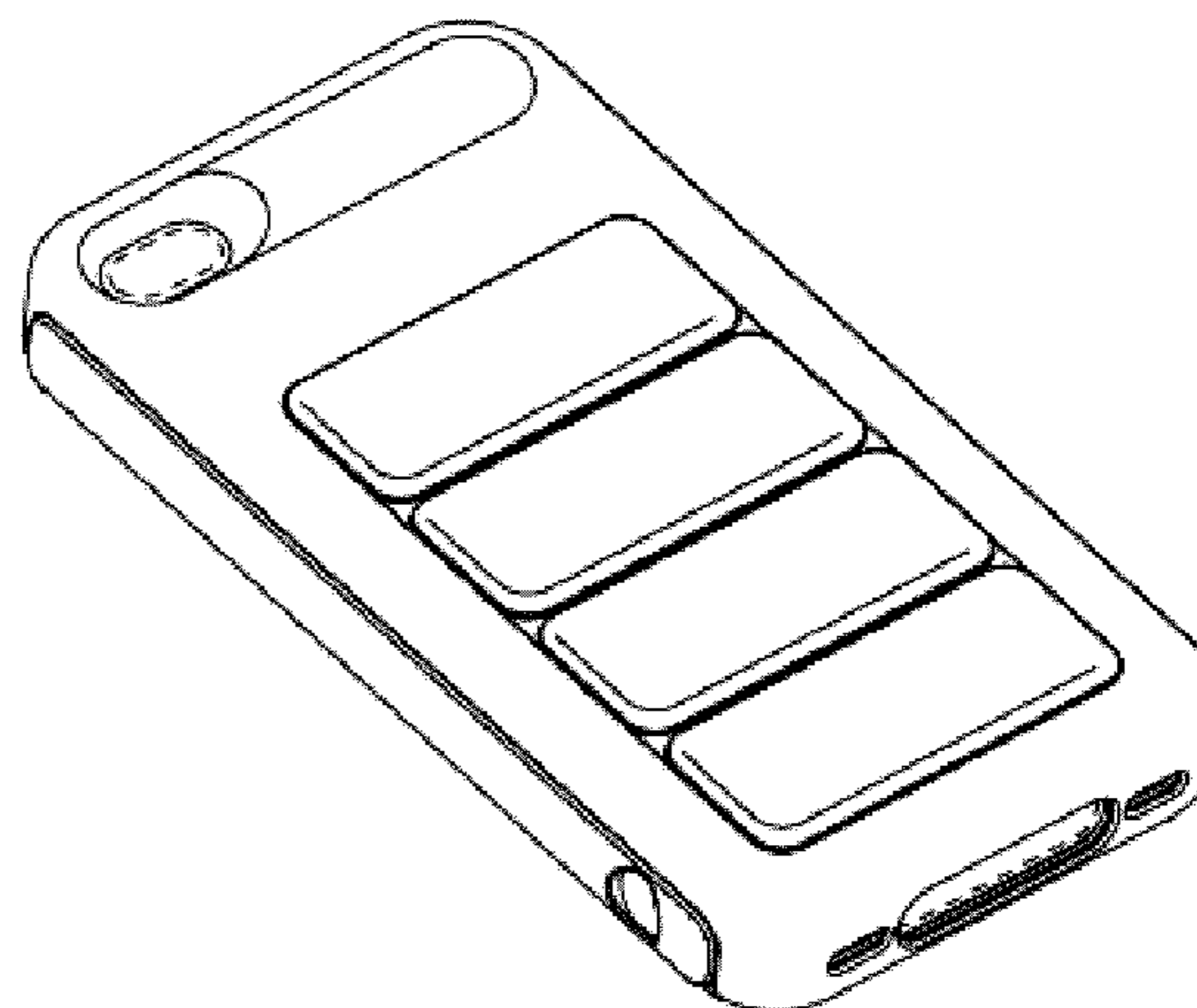

DESCRIPTION

FIG. 1 is a front perspective view of the protective casing for
portable handheld electronic device;
FIG. 2 is a rear perspective view thereof;
FIG. 3 is a front elevation view thereof;
FIG. 4 is a rear elevation view thereof;
FIG. 5 is a right elevation view thereof;
FIG. 6 is a left elevation view thereof;
FIG. 7 is a top plan view thereof;
FIG. 8 is a bottom plan view thereof; and,
FIG. 9 is a perspective view of thereof in an open state.

The electronic device shown in broken lines forms no part of
the claimed design.

The broken lines in the drawings depict boundary of the
claimed design and forming no part thereof.

1 Claim, 8 Drawing Sheets



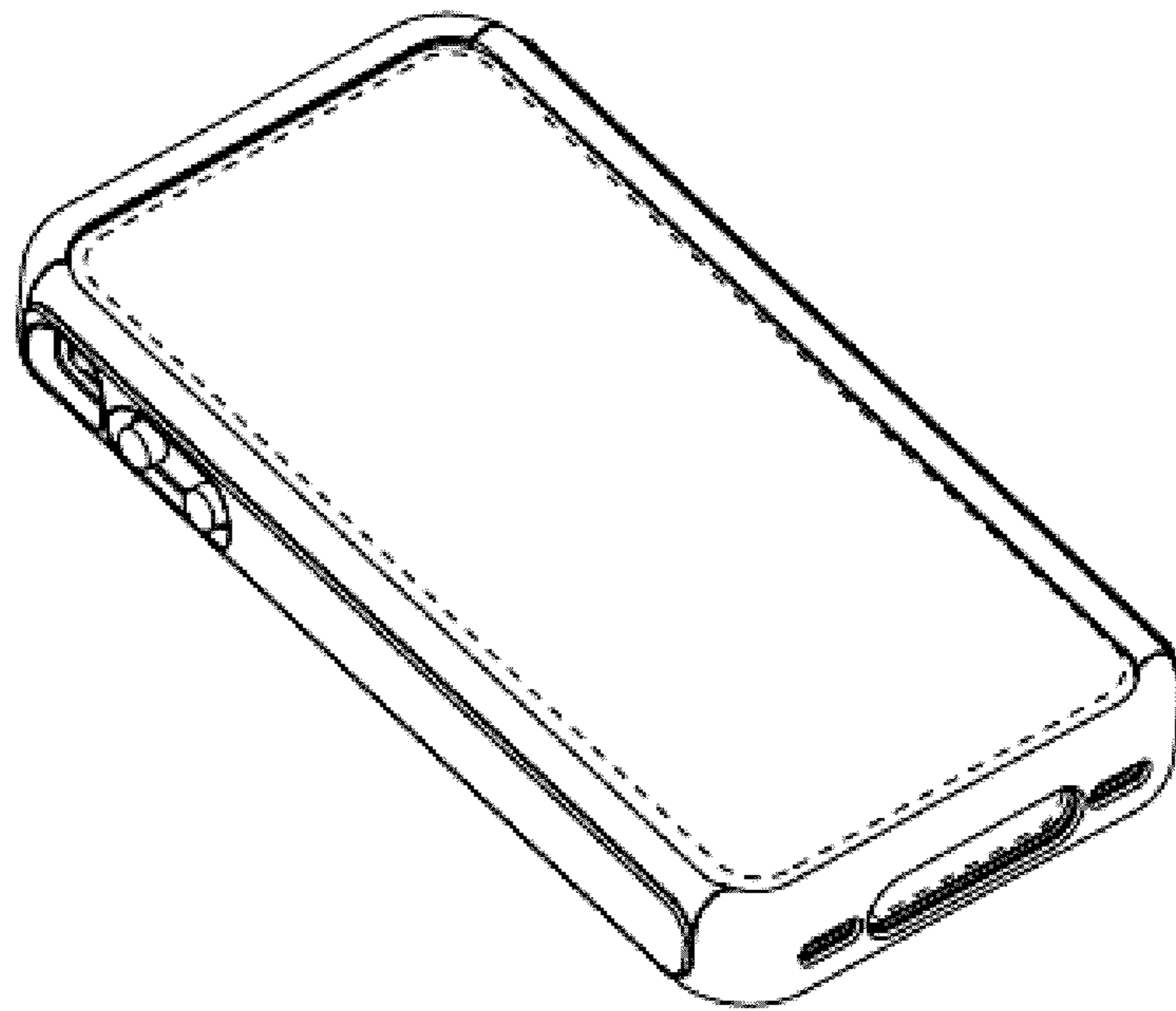


FIG. 1

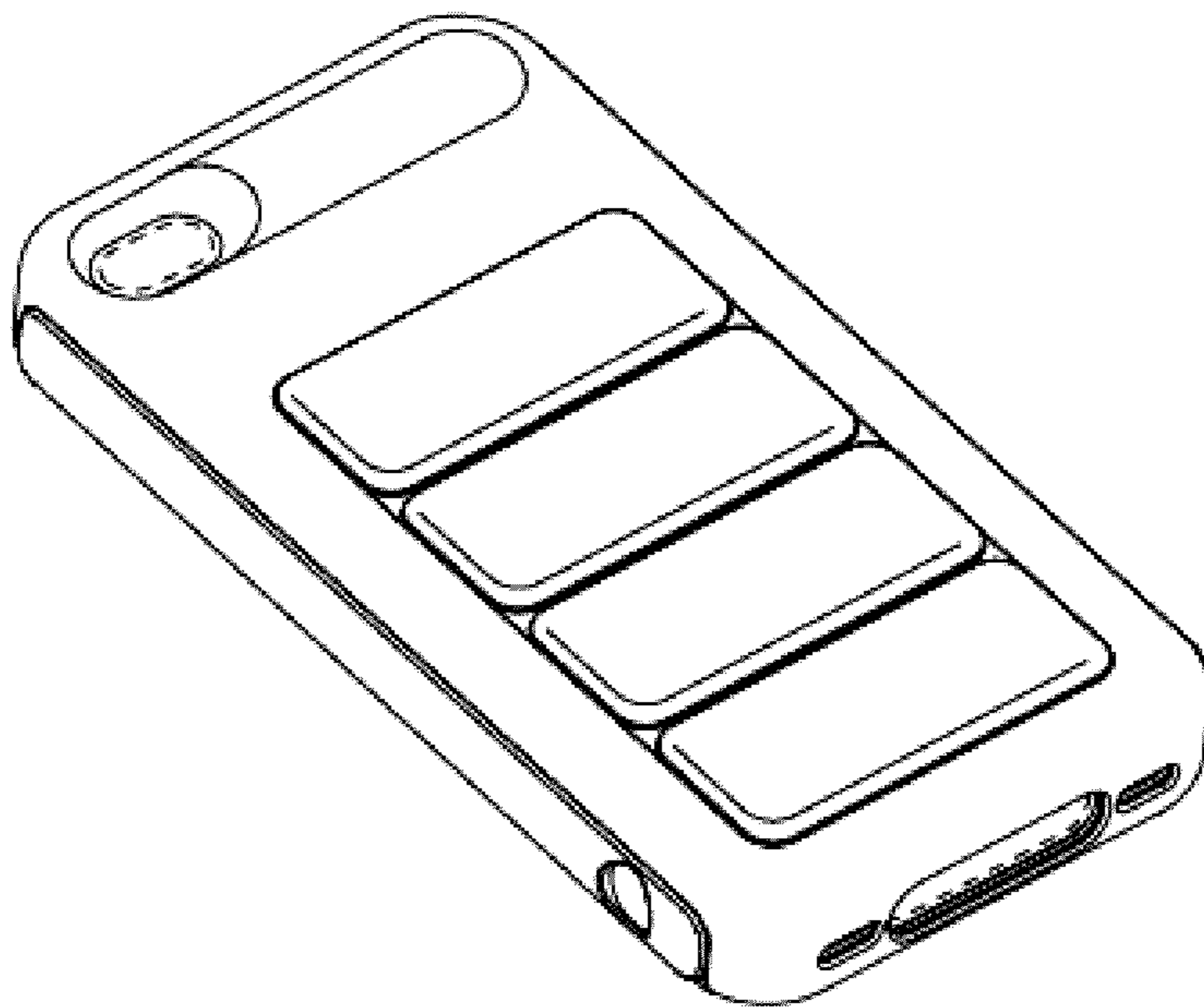


FIG. 2




FIG. 3

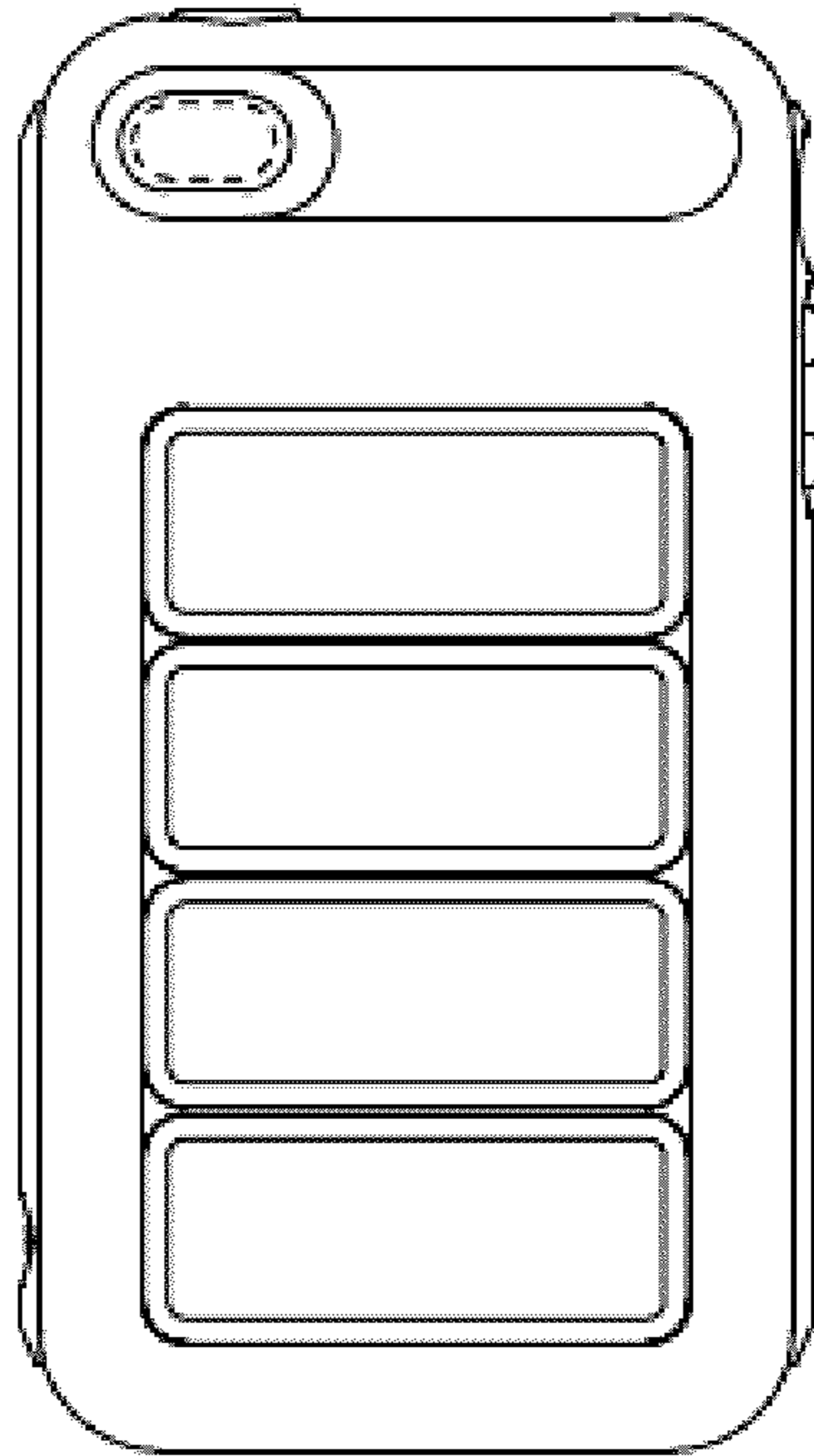


FIG. 4

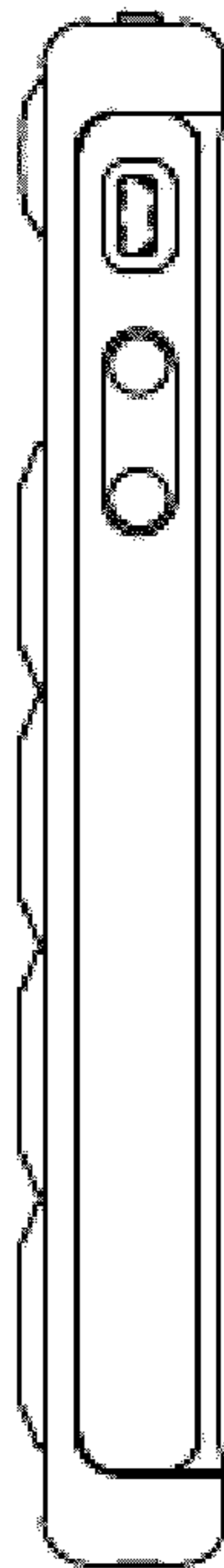


FIG. 5

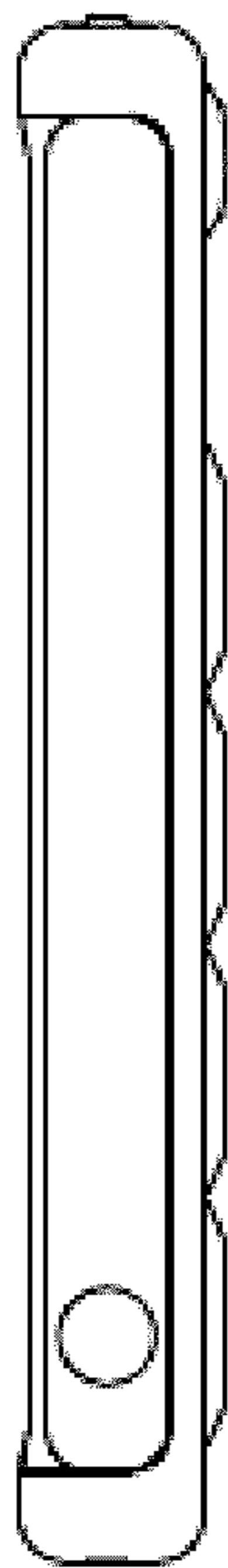


FIG. 6

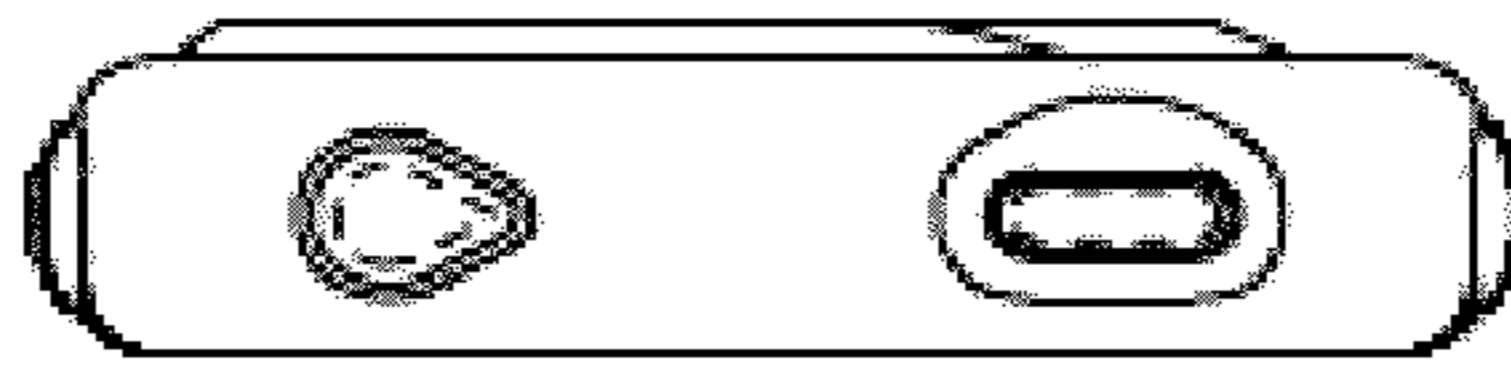


FIG. 7

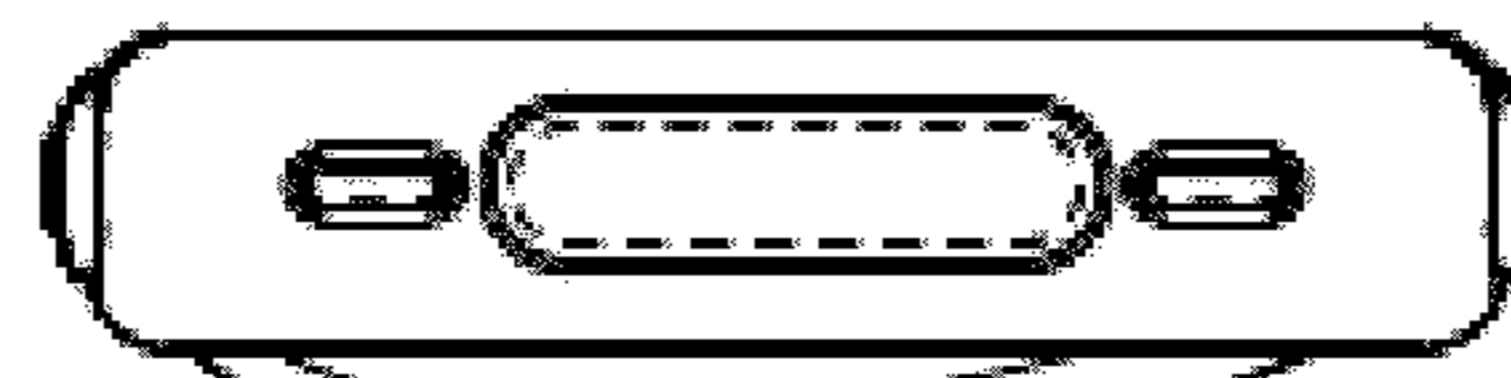


FIG. 8



FIG. 9