



US00D685749S

(12) **United States Design Patent**
Ott

(10) **Patent No.:** **US D685,749 S**
(45) **Date of Patent:** **** Jul. 9, 2013**

(54) **ELECTRICAL OUTLET COVER WITH JACK-O-LANTERN GRAPHIC**

(71) Applicant: **Christopher J. Ott**, Glendale, WI (US)

(72) Inventor: **Christopher J. Ott**, Glendale, WI (US)

(**) Term: **14 Years**

(21) Appl. No.: **29/438,627**

(22) Filed: **Nov. 30, 2012**

(51) **LOC (9) Cl.** **13-03**

(52) **U.S. Cl.**
USPC **D13/156**

(58) **Field of Classification Search**
USPC D13/156, 152, 153, 154, 177, 184,
D13/199; D8/349, 350, 351, 352; 174/50,
174/53, 54, 55, 58, 60, 66, 67; 220/4.02,
220/241, 244; 248/906; 439/345, 373, 535,
439/536; D9/630; D21/650, 576
See application file for complete search history.

(56) **References Cited**

U.S. PATENT DOCUMENTS

D310,320 S * 9/1990 Domian D8/350
D379,176 S * 5/1997 Chambers et al. D13/156
D379,970 S * 6/1997 Chambers et al. D13/156

D418,114 S * 12/1999 Hayduke et al. D13/156
D436,929 S * 1/2001 Kane et al. D13/156
D482,661 S * 11/2003 Shotey et al. D13/156
6,891,104 B2 * 5/2005 Dinh 174/67
D556,143 S * 11/2007 Ni D13/152
D557,553 S * 12/2007 Sarnoff D7/354
7,410,372 B2 * 8/2008 Johnson et al. 439/142

* cited by examiner

Primary Examiner — Derrick Holland

(74) *Attorney, Agent, or Firm* — Andrus, Scales, Starke & Sawall, LLP

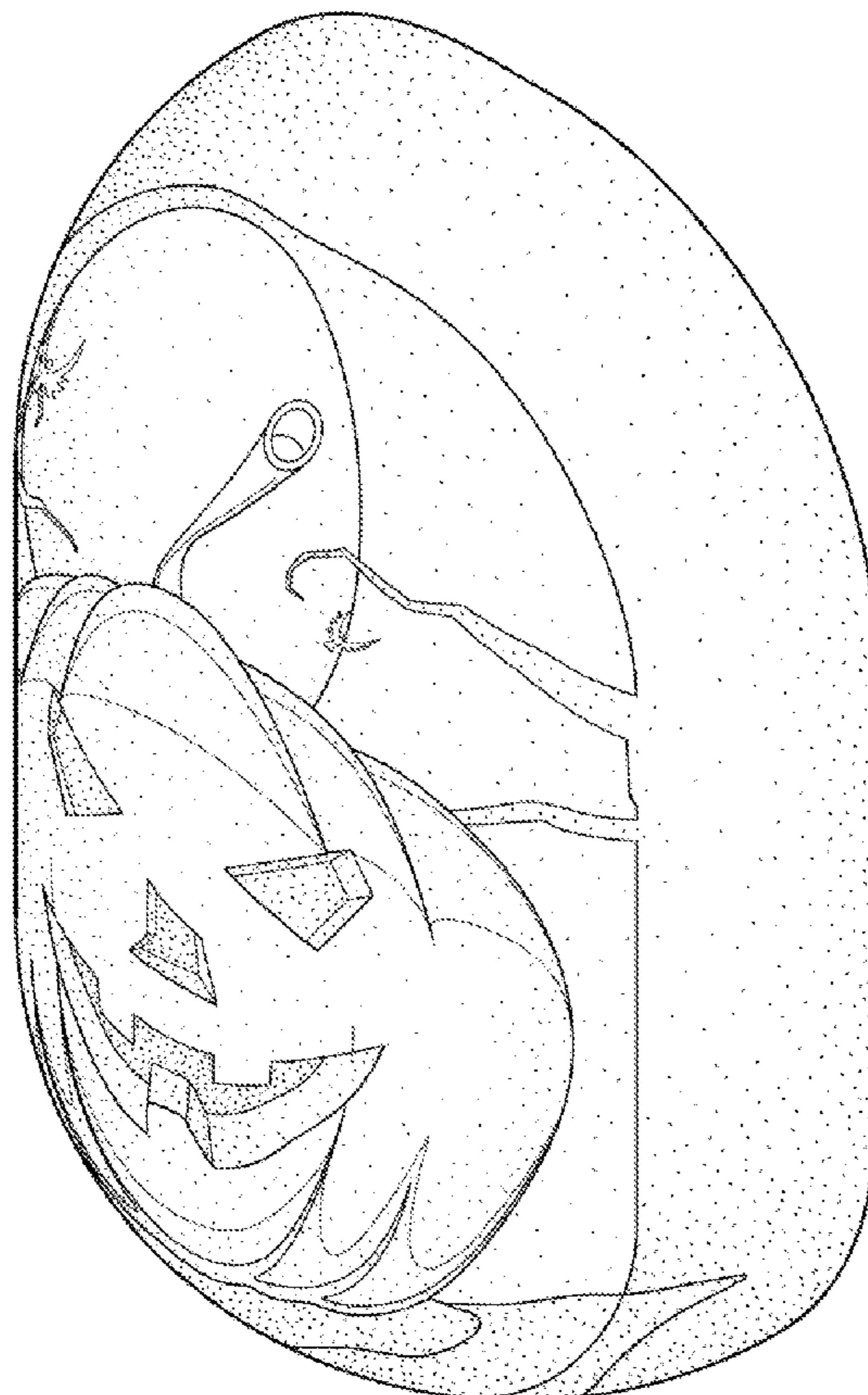
(57) **CLAIM**

The ornamental design for an electrical outlet cover with jack-o-lantern graphic, as shown and described.

DESCRIPTION

FIG. 1 is an isometric view of an electrical outlet cover with jack-o-lantern graphic incorporating my new design;
FIG. 2 is a front elevation view thereof;
FIG. 3 is a left side elevation view thereof;
FIG. 4 is a right side elevation view thereof;
FIG. 5 is a top plan view thereof; and,
FIG. 6 is a bottom plan view thereof.

1 Claim, 5 Drawing Sheets



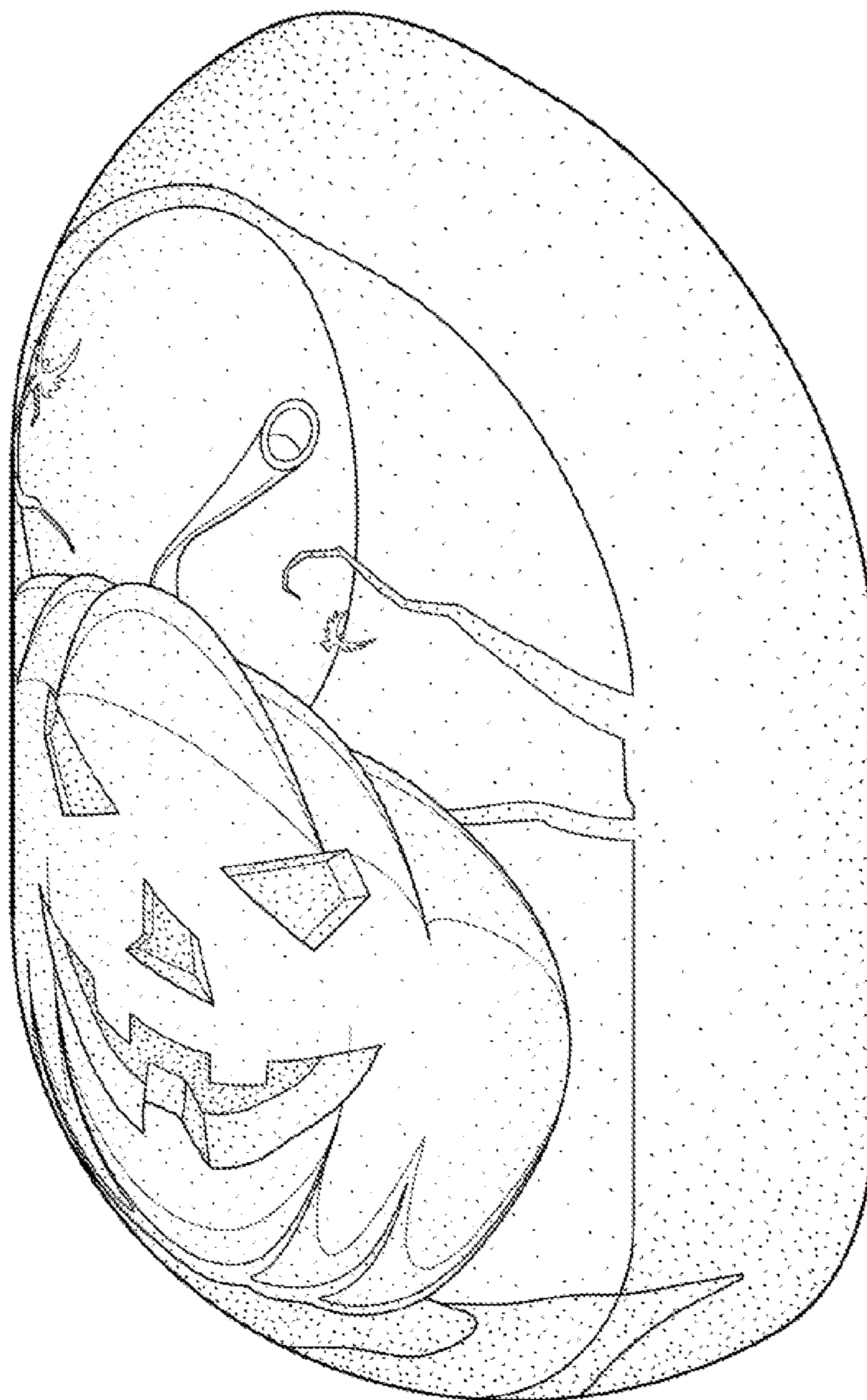


FIG. 1




FIG. 2



FIG. 3



FIG. 4

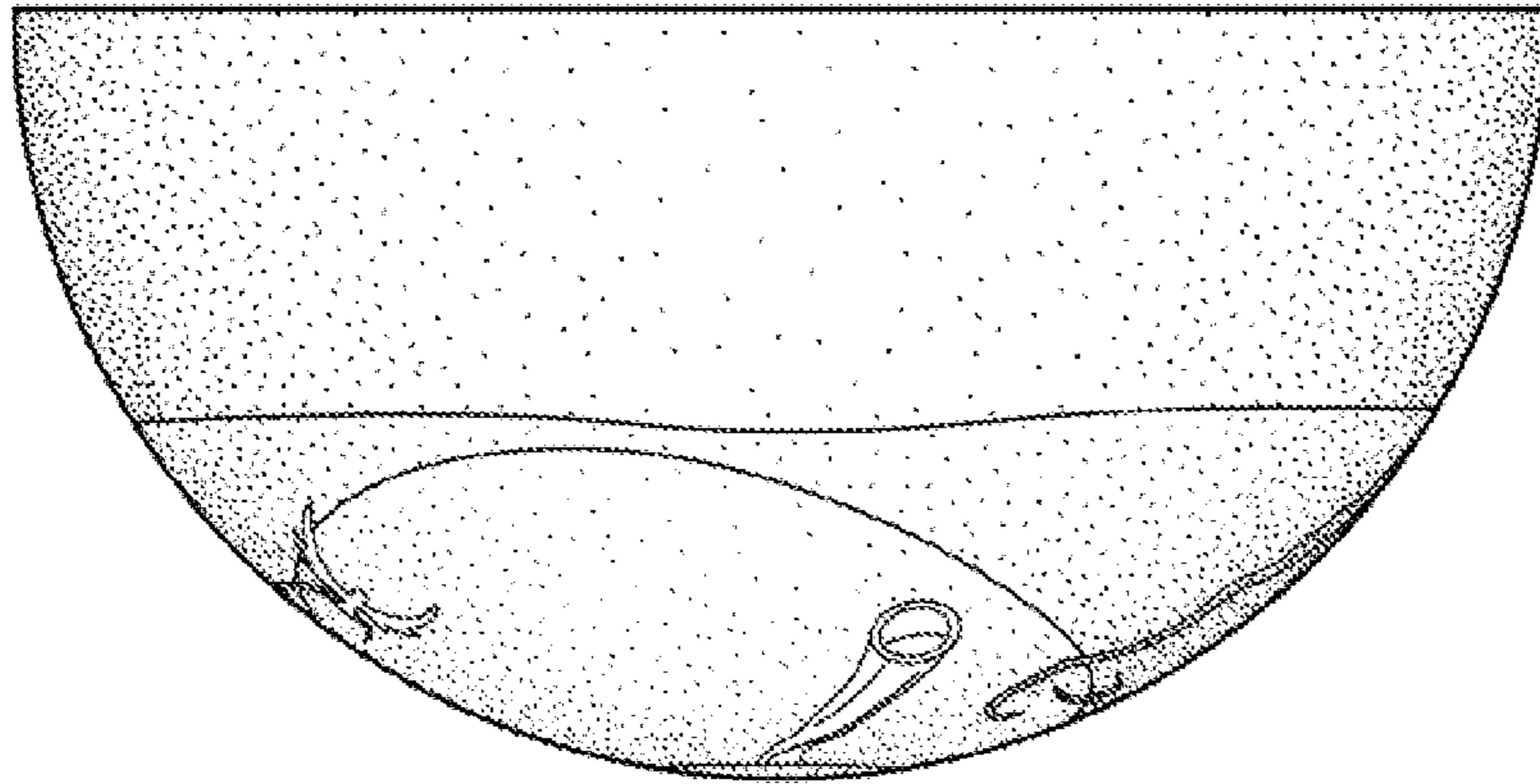


FIG. 5

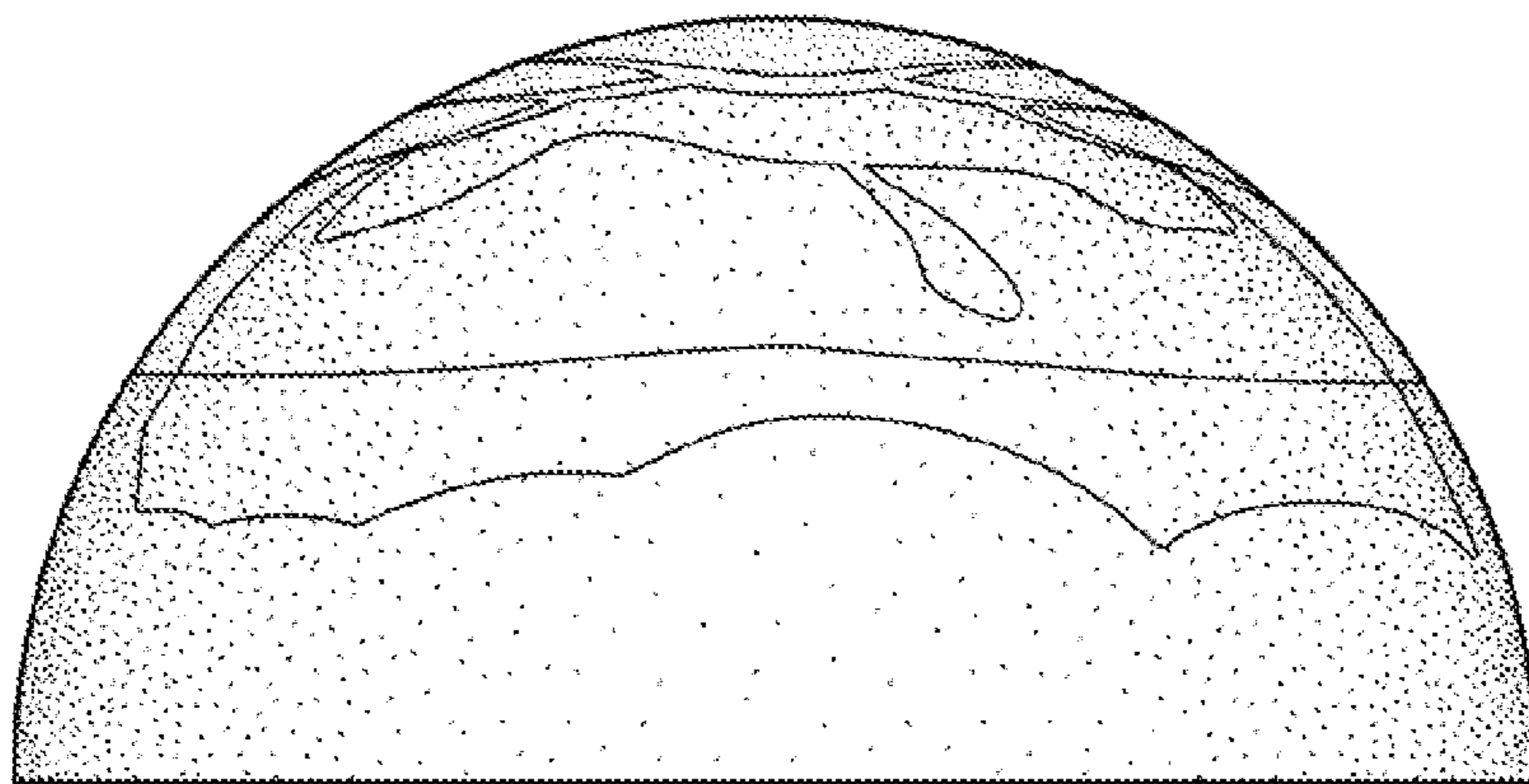


FIG. 6