



US00D685741S

(12) **United States Design Patent**  
**Byrne et al.**

(10) **Patent No.:** **US D685,741 S**  
(45) **Date of Patent:** **\*\* Jul. 9, 2013**

(54) **ELECTRICAL POWER STRIP**

OTHER PUBLICATIONS

(76) Inventors: **Norman R. Byrne**, Ada, MI (US);  
**Robert L. Knapp**, Rockford, MI (US);  
**Randell E. Pate**, Jenison, MI (US)

<http://byrne-electrical.com/ItemListandFeatured.aspx?Menu-ElementID=11342&ItemsPerPage=200>[Oct. 2, 2012 4:16:45 PM].\*

\* cited by examiner

(\*\*) Term: **14 Years**

*Primary Examiner* — Robert M Spear

*Assistant Examiner* — Rhea Shields

(74) *Attorney, Agent, or Firm* — Gardner, Linn, Burkhardt & Flory, LLP

(21) Appl. No.: **29/419,405**

(57) **CLAIM**

The ornamental design for an electrical power strip, as shown and described.

(22) Filed: **Apr. 27, 2012**

(51) **LOC (9) Cl.** ..... **13-03**

(52) **U.S. Cl.**  
USPC ..... **D13/139.7**

**DESCRIPTION**

(58) **Field of Classification Search**  
USPC ..... D13/137.1, 137.2, 137.4, 139.7,  
D13/154, 160, 162, 164, 178, 184, 199;  
361/118, 119  
See application file for complete search history.

FIG. 1 is a perspective view of an electrical power strip showing our new design, taken from the front and to the side; FIG. 2 is another perspective view of the electrical power strip of FIG. 1, taken from the rear and to the side; FIG. 3 is a rear plan view of the electrical power strip of FIG. 1; FIG. 4 is a left-side elevation of the electrical power strip of FIG. 1; FIG. 5 is a bottom elevation of the electrical power strip of FIG. 1; and FIG. 6 is a front plan view of the electrical power strip of FIG. 1; FIG. 7 is a top elevation of the electrical power strip of FIG. 1; and, FIG. 8 is a right-side elevation of the electrical power strip of FIG. 1.

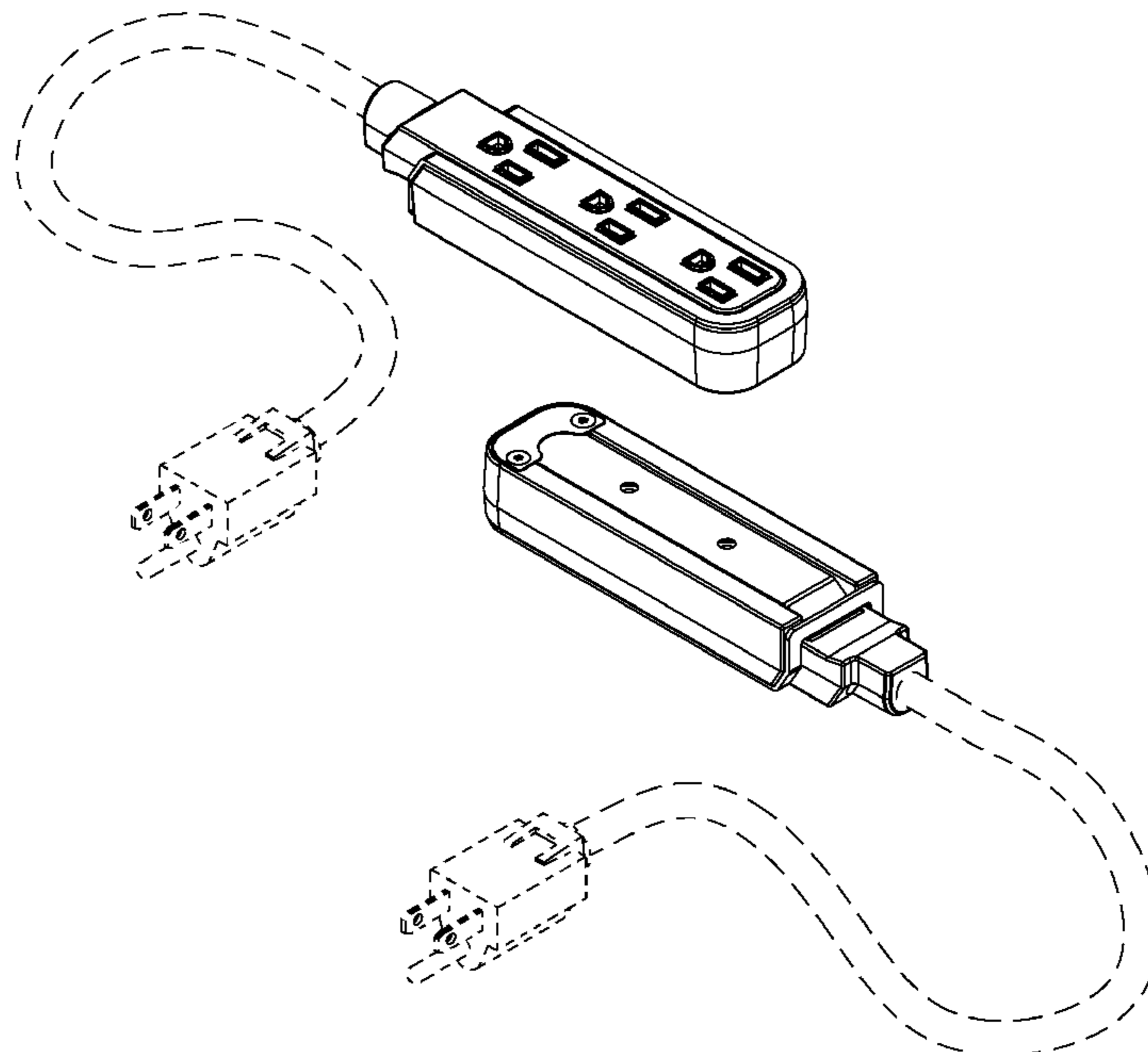
The broken lines are included for the purpose of illustrating portions of the electrical power strip that form no part of the claimed design.

(56) **References Cited**

U.S. PATENT DOCUMENTS

317,206	A *	5/1885	Cagle	.....	429/188
D270,629	S *	9/1983	Drew	.....	D13/139.7
4,747,788	A *	5/1988	Byrne	.....	439/131
5,231,562	A *	7/1993	Pierce et al.	.....	361/832
D355,890	S *	2/1995	Lentz	.....	D13/139.4
D372,018	S *	7/1996	Byrne	.....	D13/139.4
D401,219	S *	11/1998	Stekelenburg	.....	D13/137.2
D406,102	S *	2/1999	Byrne	.....	D13/139.4
D407,373	S *	3/1999	Byrne	.....	D13/139.4
6,015,307	A *	1/2000	Chiu et al.	.....	439/139
D591,239	S *	4/2009	Caplan	.....	D13/137.2
7,736,178	B2 *	6/2010	Byrne	.....	439/574
2010/0317206	A1	12/2010	Byrne		

**1 Claim, 2 Drawing Sheets**



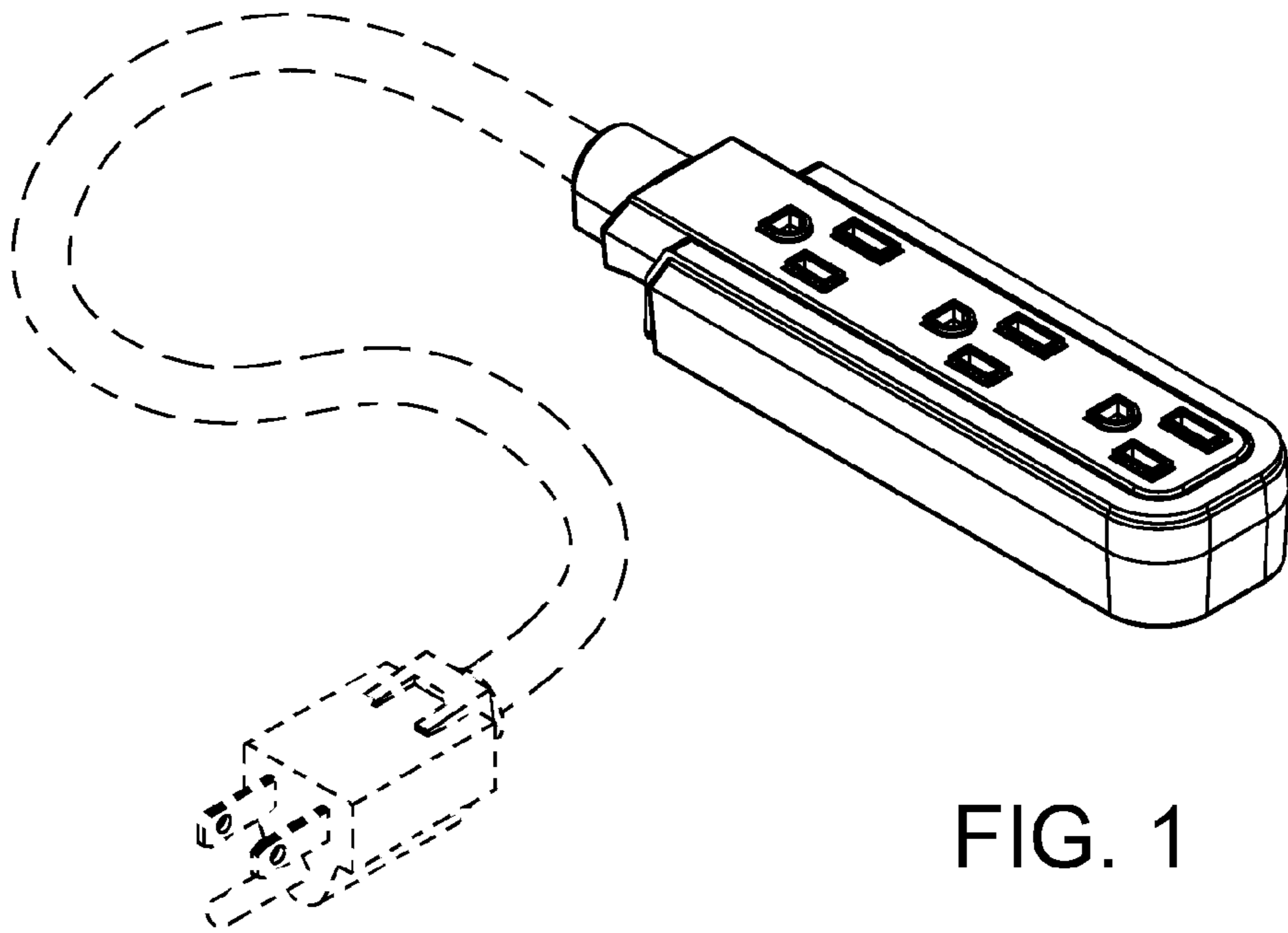


FIG. 1

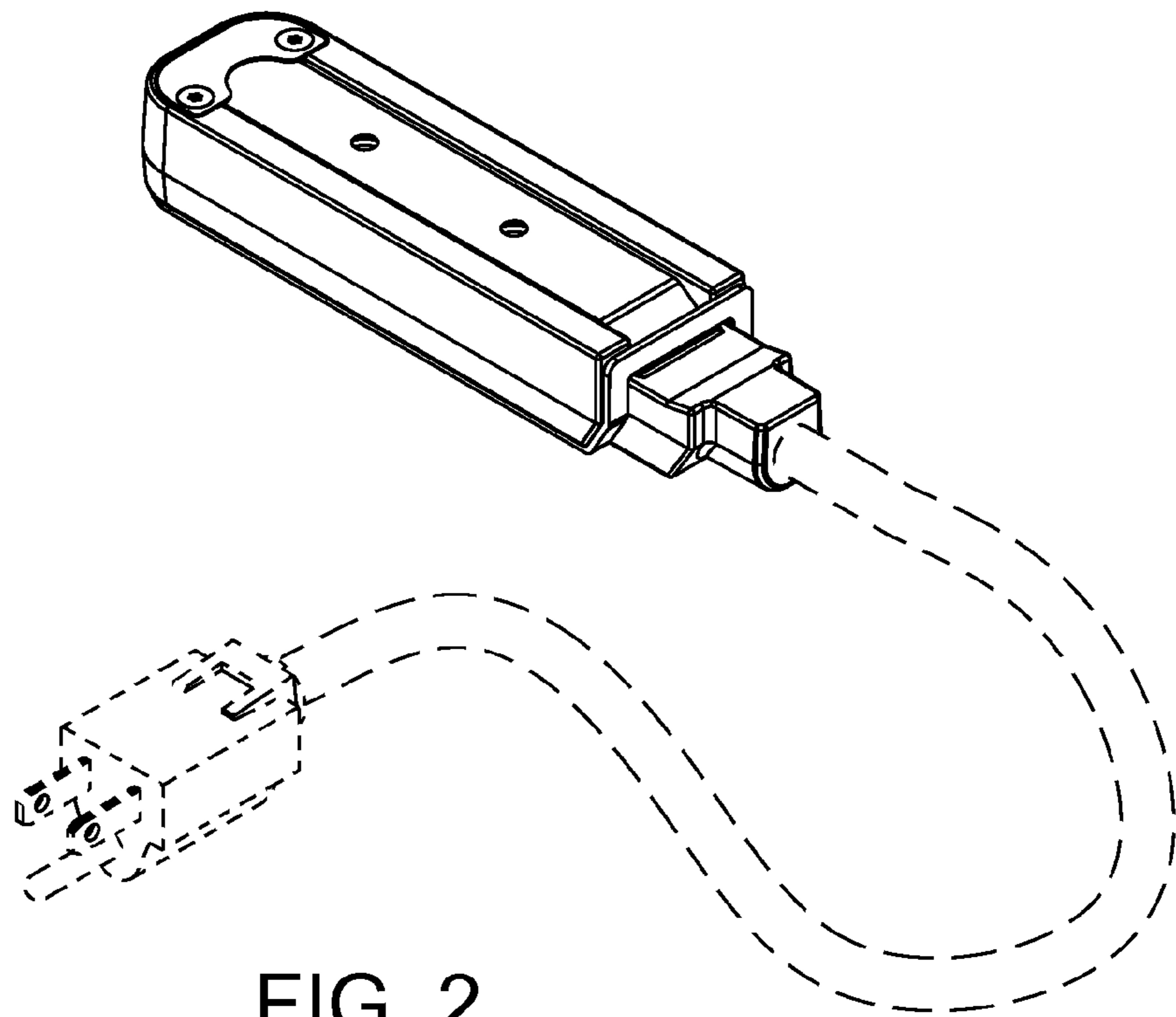


FIG. 2

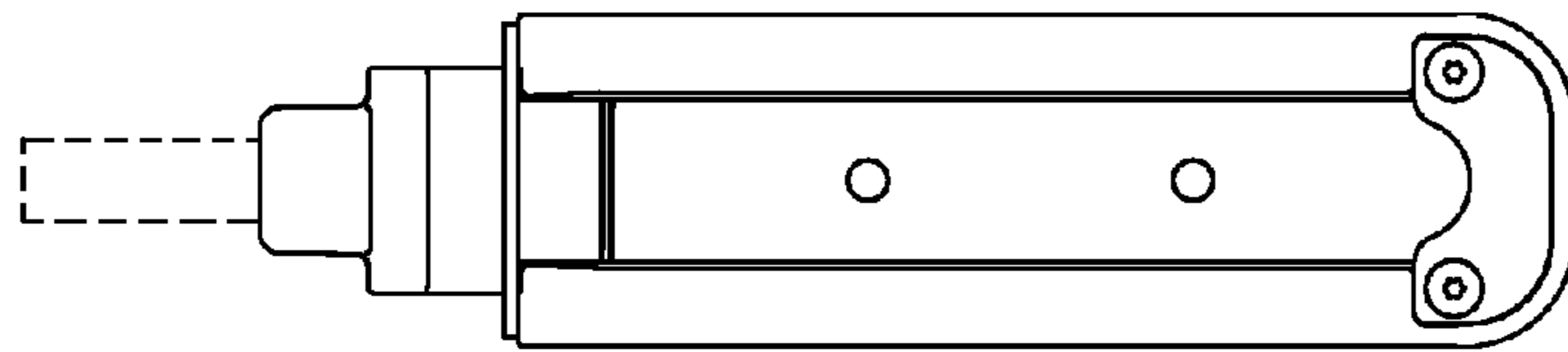


Fig. 3



Fig. 4

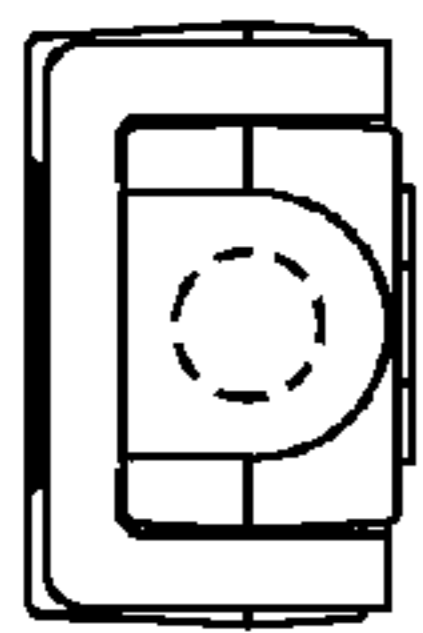


Fig. 5

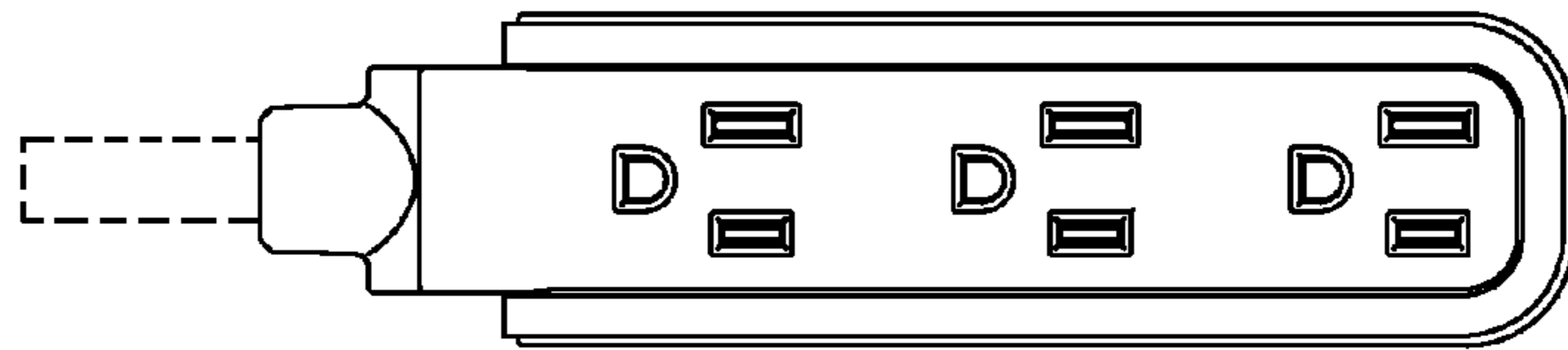


Fig. 6

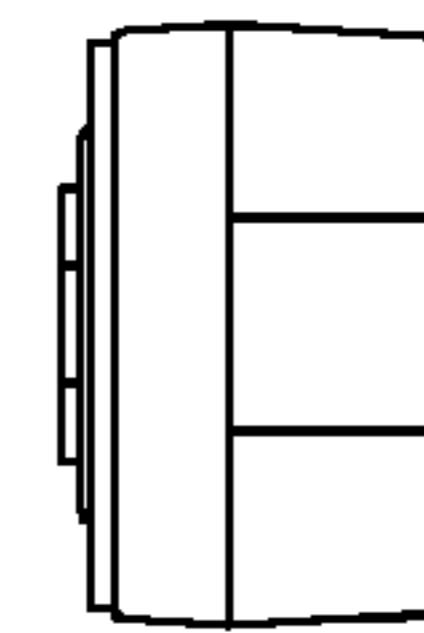


Fig. 7

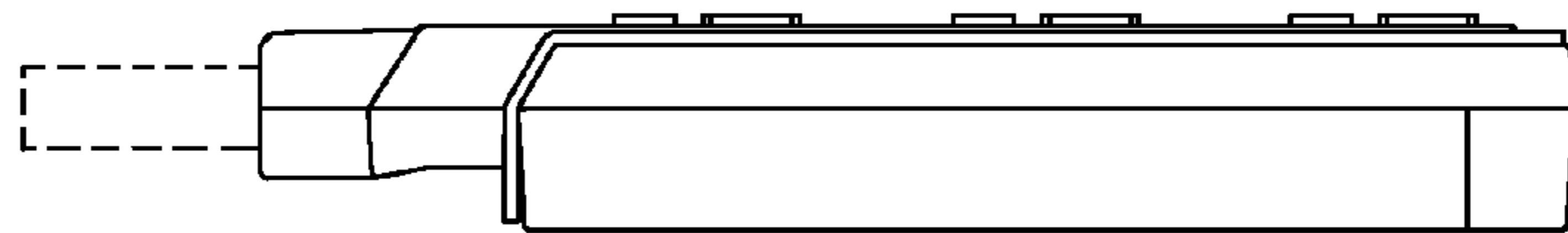


Fig. 8