



US00D685727S

(12) **United States Design Patent**  
**Ejiri et al.**

(10) **Patent No.:** **US D685,727 S**

(45) **Date of Patent:** **\*\* Jul. 9, 2013**

(54) **ASSEMBLED BATTERY**

(75) Inventors: **Yuki Ejiri**, Hitachinaka (JP); **Naoki Kojima**, Hitachinaka (JP); **Michihiro Kimura**, Hitachi (JP)

(73) Assignee: **Hitachi Vehicle Energy, Ltd**, Ibaraki (JP)

(\*\*) Term: **14 Years**

(21) Appl. No.: **29/397,271**

(22) Filed: **Jul. 14, 2011**

(30) **Foreign Application Priority Data**

Mar. 16, 2011 (JP) ..... 2011-005995

(51) **LOC (9) Cl.** ..... **13-02**

(52) **U.S. Cl.**  
USPC ..... **D13/103**

(58) **Field of Classification Search**  
USPC ..... D13/102-106, 110, 118-121, 184,  
D13/199; 429/96-100, 163, 176  
See application file for complete search history.

(56) **References Cited**

**U.S. PATENT DOCUMENTS**

D303,652 S \* 9/1989 Lopez-Doriga  
Lopez-Doriga ..... D13/106  
D303,653 S \* 9/1989 Lopez-Doriga  
Lopez-Doriga ..... D13/106

D310,821 S \* 9/1990 Hulsebus et al. .... D13/104  
D623,127 S \* 9/2010 Seyama et al. .... D13/104  
D635,508 S \* 4/2011 Seyama et al. .... D13/104  
8,054,041 B2 \* 11/2011 Kim et al. .... 320/112  
D657,739 S \* 4/2012 Miyawaki et al. .... D13/104  
D658,579 S \* 5/2012 Miyawaki et al. .... D13/104  
D659,088 S \* 5/2012 Steinberg ..... D13/106  
D665,343 S \* 8/2012 Qualls et al. .... D13/106  
D673,905 S \* 1/2013 Sano et al. .... D13/103  
D673,906 S \* 1/2013 Sano et al. .... D13/103

**FOREIGN PATENT DOCUMENTS**

JP D 1386506 S 5/2010

\* cited by examiner

*Primary Examiner* — Rosemary K Tarcza

(74) *Attorney, Agent, or Firm* — Antonelli, Terry, Stout & Kraus, LLP.

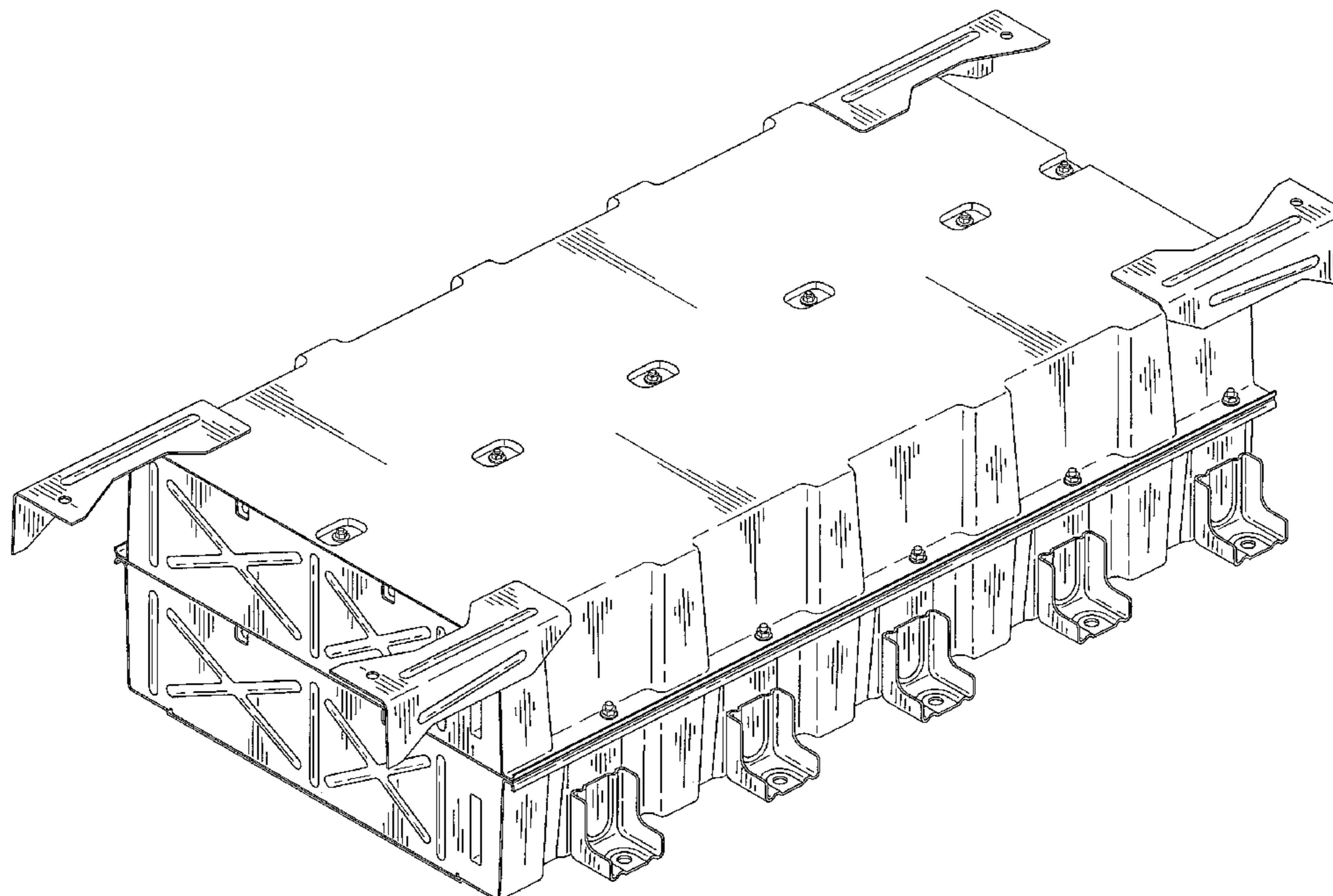
(57) **CLAIM**

We claim the ornamental design for an assembled battery, as shown.

**DESCRIPTION**

FIG. 1 is a rear, top and right side perspective view of an assembled battery showing our/my new design;  
FIG. 2 is a front elevational view thereof;  
FIG. 3 is a rear elevational view thereof;  
FIG. 4 is a left side elevational view thereof;  
FIG. 5 is a right side elevational view thereof;  
FIG. 6 is a top plan view thereof; and,  
FIG. 7 is a bottom plan view thereof.

**1 Claim, 5 Drawing Sheets**



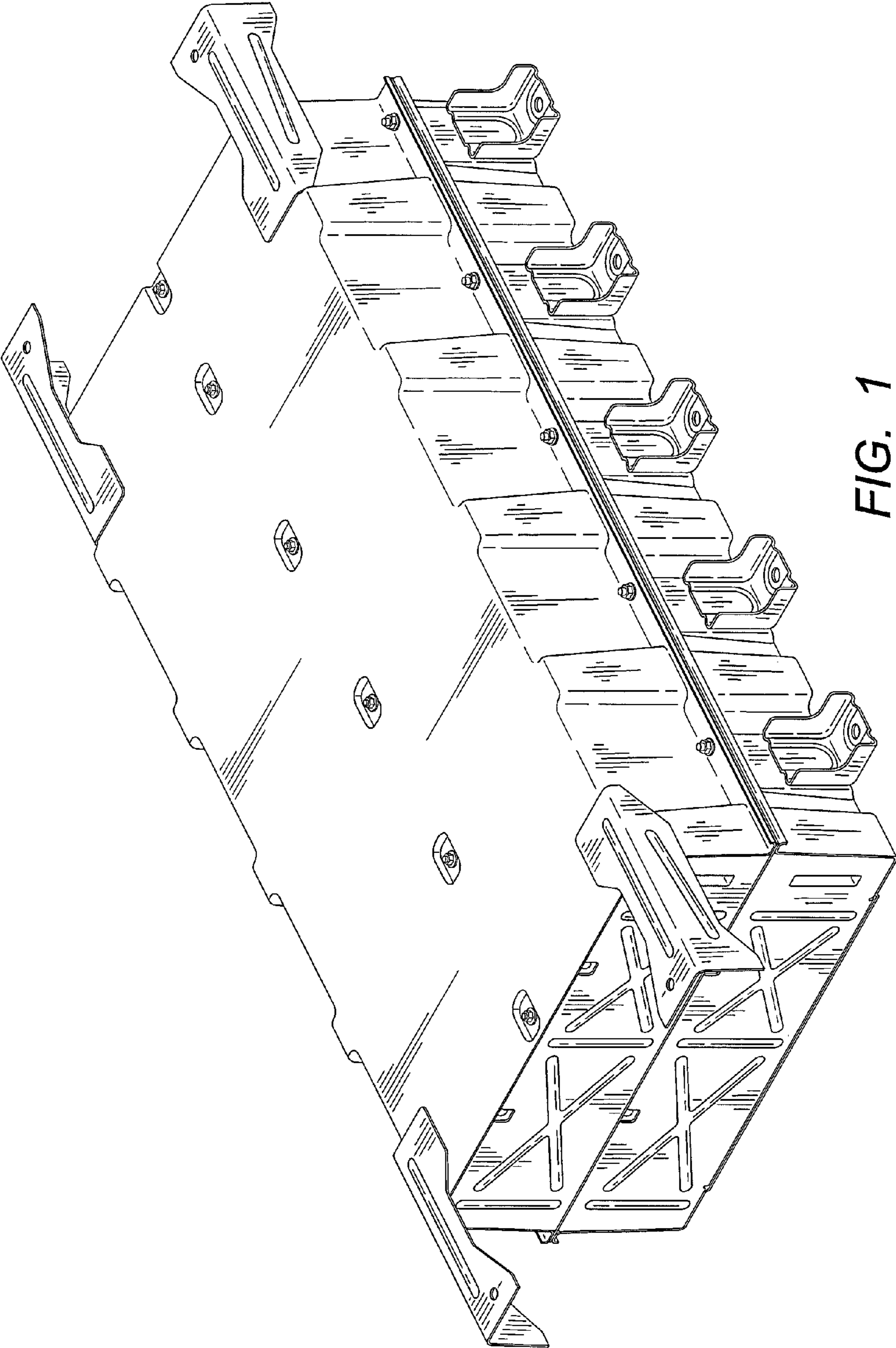


FIG. 1

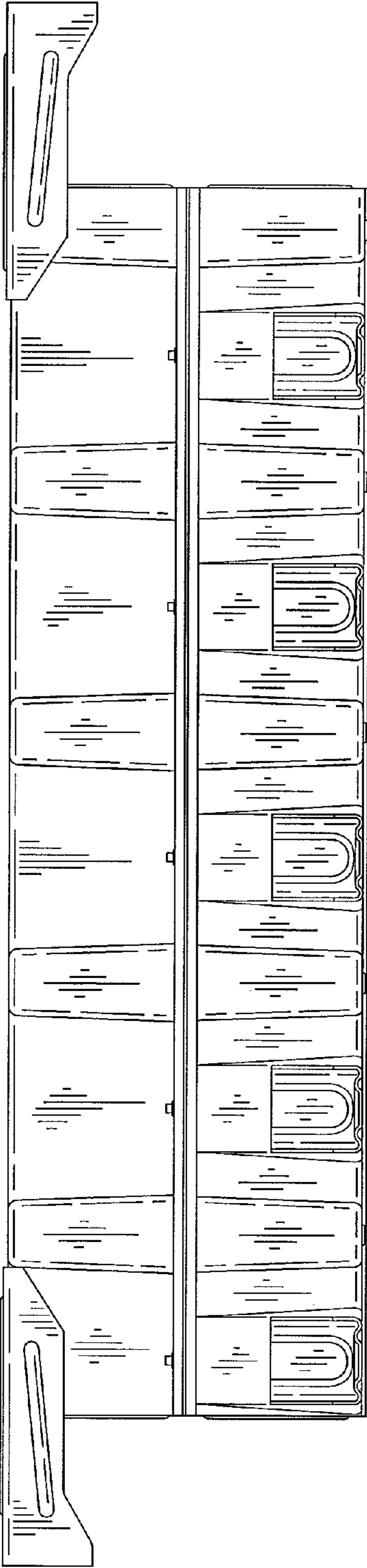


FIG. 2

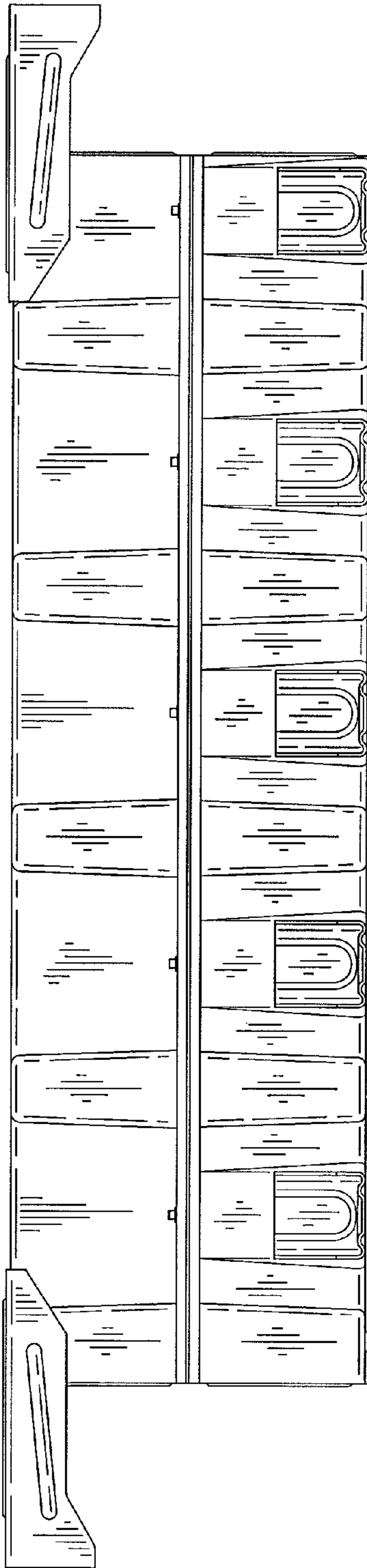


FIG. 3

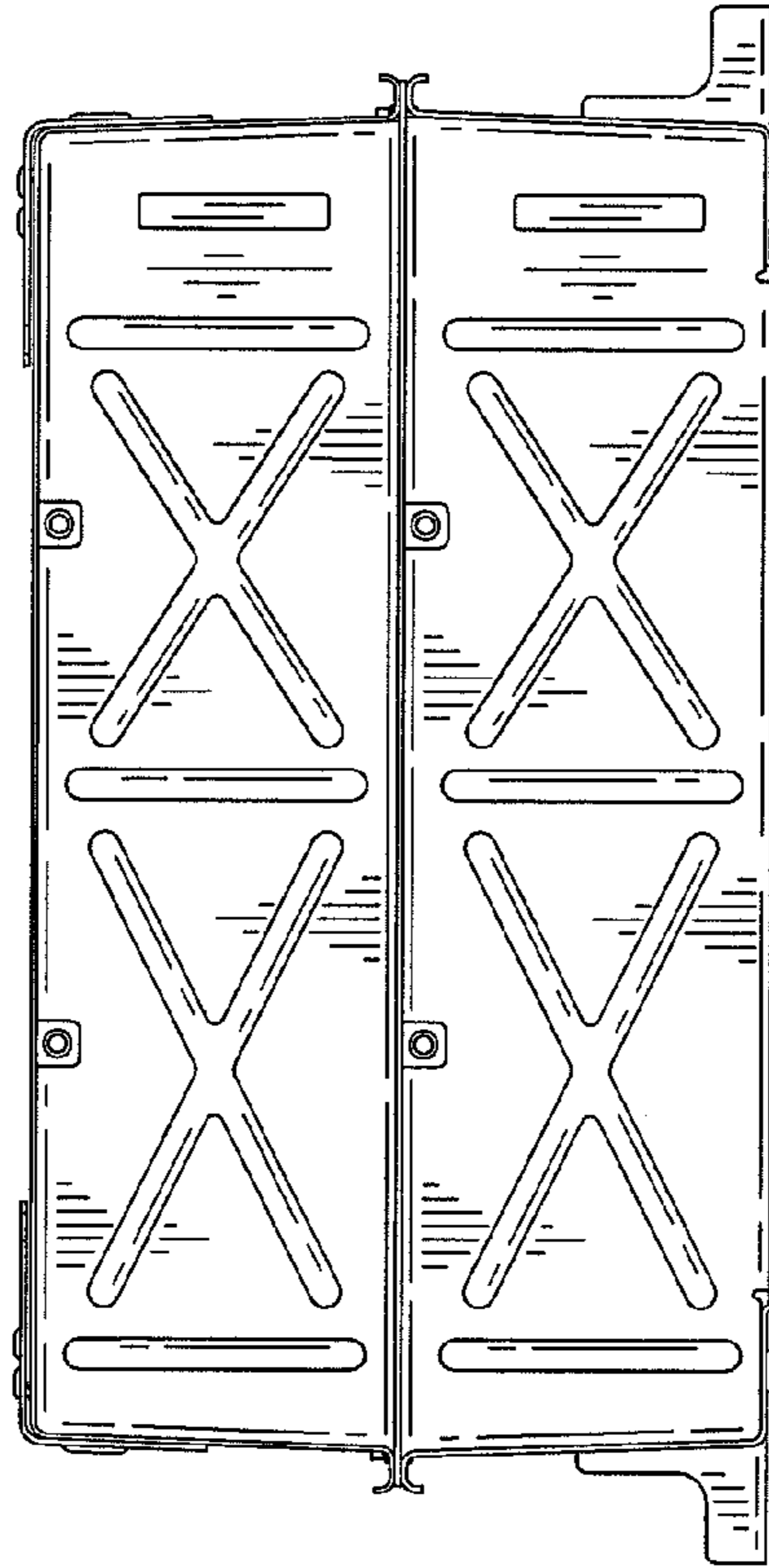


FIG. 5

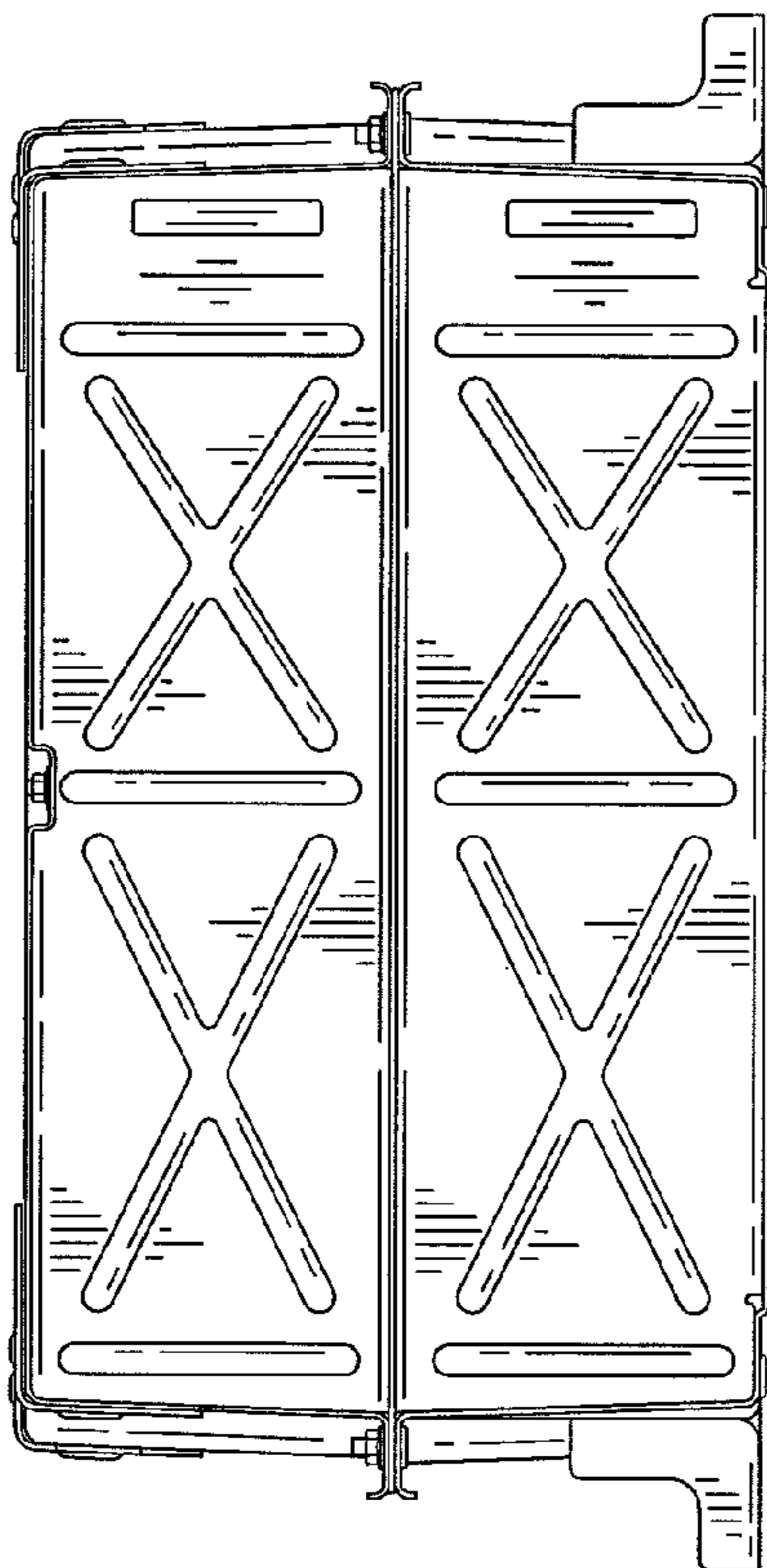


FIG. 4

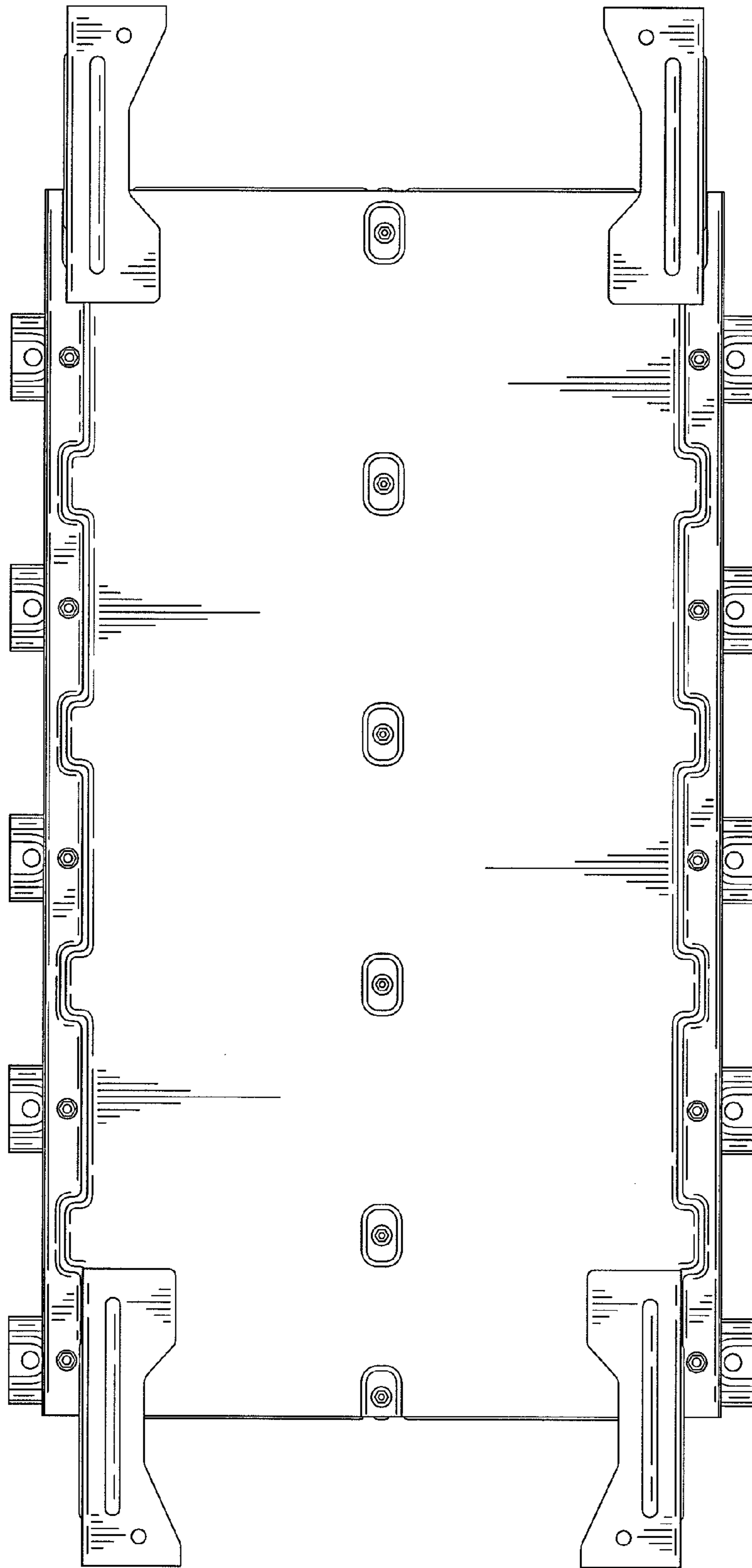


FIG. 6




FIG. 7