



US00D685714S

(12) **United States Design Patent**
Ota

(10) **Patent No.:** **US D685,714 S**
(45) **Date of Patent:** **** Jul. 9, 2013**

(54) **CAP FOR REAR WIPER MOTOR**
(75) Inventor: **Shigeki Ota**, Kiryu (JP)
(73) Assignee: **Mitsuba Corporation**, Kiryu (JP)
(**) Term: **14 Years**
(21) Appl. No.: **29/428,324**
(22) Filed: **Jul. 30, 2012**

5,575,180	A *	11/1996	Simon	74/502.4
D403,642	S *	1/1999	Acord	D12/197
5,951,160	A *	9/1999	Ronk	366/130
D477,554	S *	7/2003	Keefer et al.	D12/197
D582,327	S *	12/2008	Ratcliffe	D12/197
D617,459	S *	6/2010	Bogue	D24/155
D649,099	S *	11/2011	Nakamura et al.	D12/197
8,287,199	B2 *	10/2012	Salciarini et al.	401/109
2005/0039290	A1 *	2/2005	Morin et al.	15/250.3
2007/0210086	A1 *	9/2007	Behnamrad et al.	220/303

* cited by examiner

(30) **Foreign Application Priority Data**

Feb. 7, 2012 (JP) 2012-002517

(51) **LOC (9) Cl.** **12-06**

(52) **U.S. Cl.**
USPC **D12/220**

(58) **Field of Classification Search**
USPC D12/219-220, 197; 15/246, 247,
15/250.001, 250.4, 250.361, 250.19, 250.48,
15/250.03, 250.31-250.33, 250.351, 250.38,
15/250.201, 250.451, 250.458, 250.04, 250.07,
15/250.44

See application file for complete search history.

(56) **References Cited**

U.S. PATENT DOCUMENTS

5,105,988	A *	4/1992	Knickerbocker	222/148
5,137,387	A *	8/1992	Byrd et al.	401/122
5,419,002	A *	5/1995	DeGasperi	15/220.4

Primary Examiner — Katrina A Betton

(74) *Attorney, Agent, or Firm* — Nixon & Vanderhye P.C.

(57) **CLAIM**

The ornamental design for a cap for rear wiper motor, as shown and described.

DESCRIPTION

FIG. 1 is a perspective view of a cap for rear wiper motor. FIG. 2 is a front elevation view thereof. A rear elevation view, a left side elevation view and a right side elevation view are identical with the front elevation view. FIG. 3 is a top plan view thereof. FIG. 4 is a bottom plan view thereof. FIG. 5 is a cross-sectional view thereof taken along line 5-5 in FIG. 2; and, FIG. 6 is a referential view showing use thereof. In the drawings, the broken lines in FIG. 6 depict a vehicle and form no part of the claimed design.

1 Claim, 6 Drawing Sheets

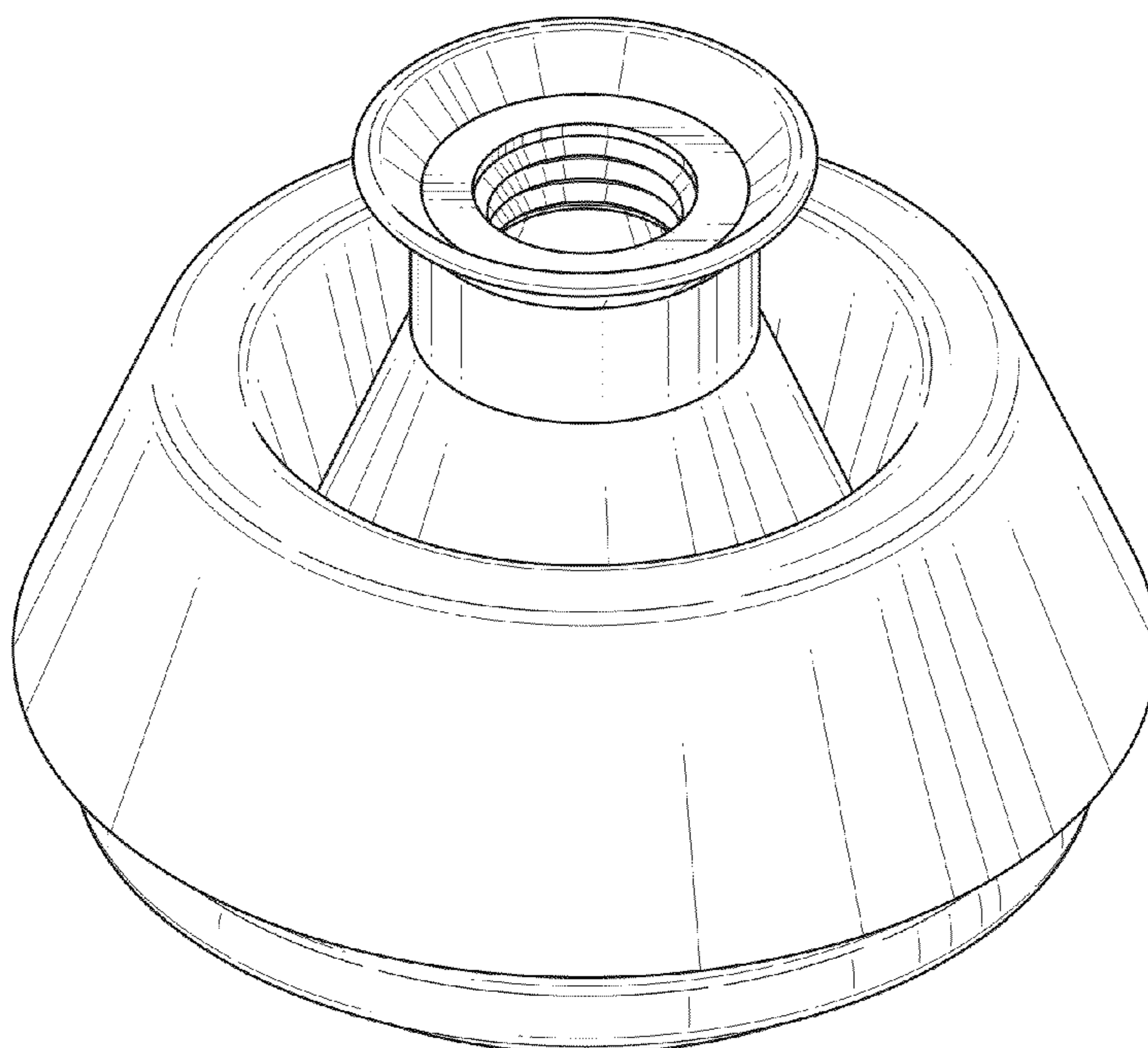


FIG. 1

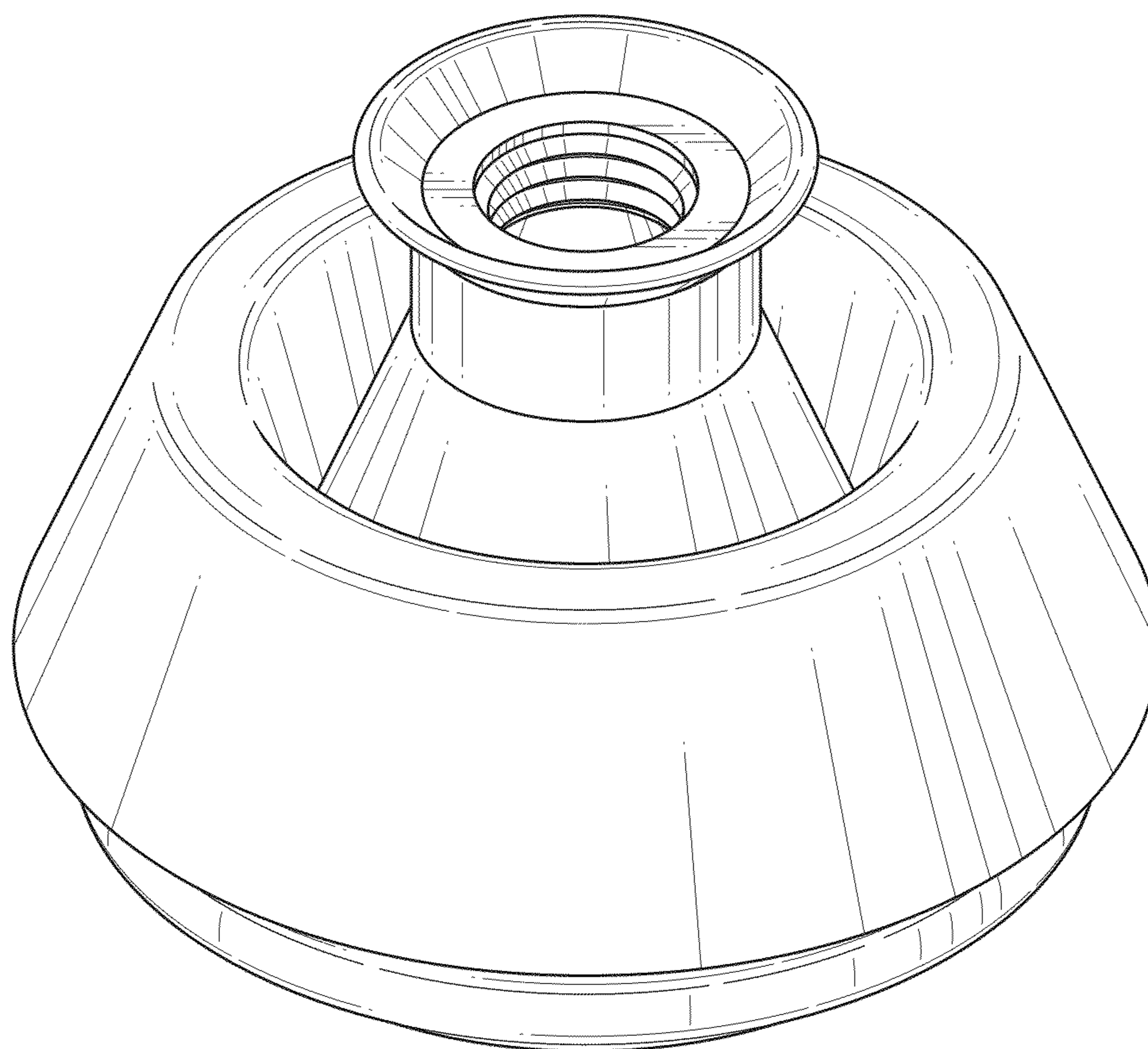


FIG. 2

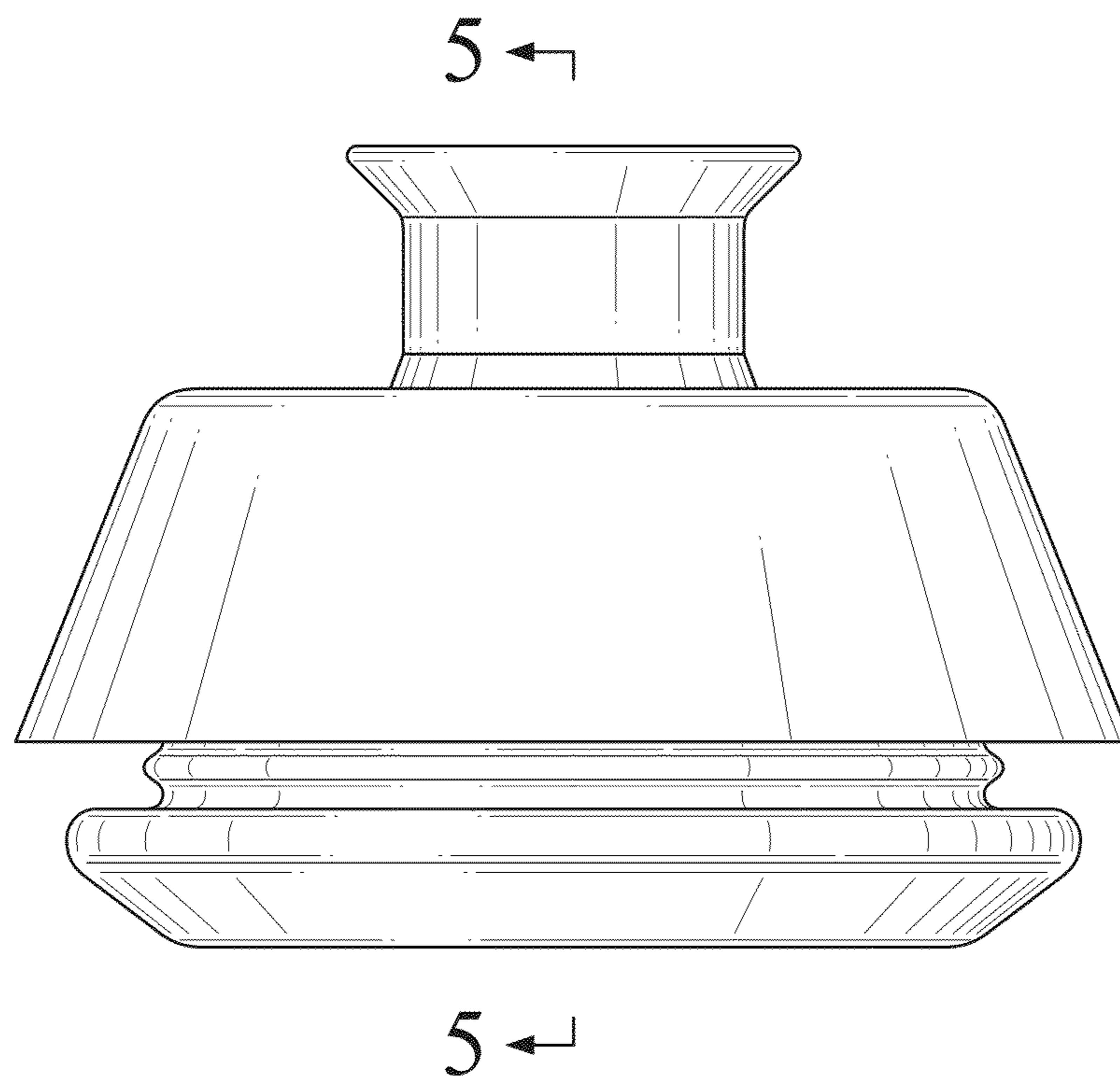


FIG. 3

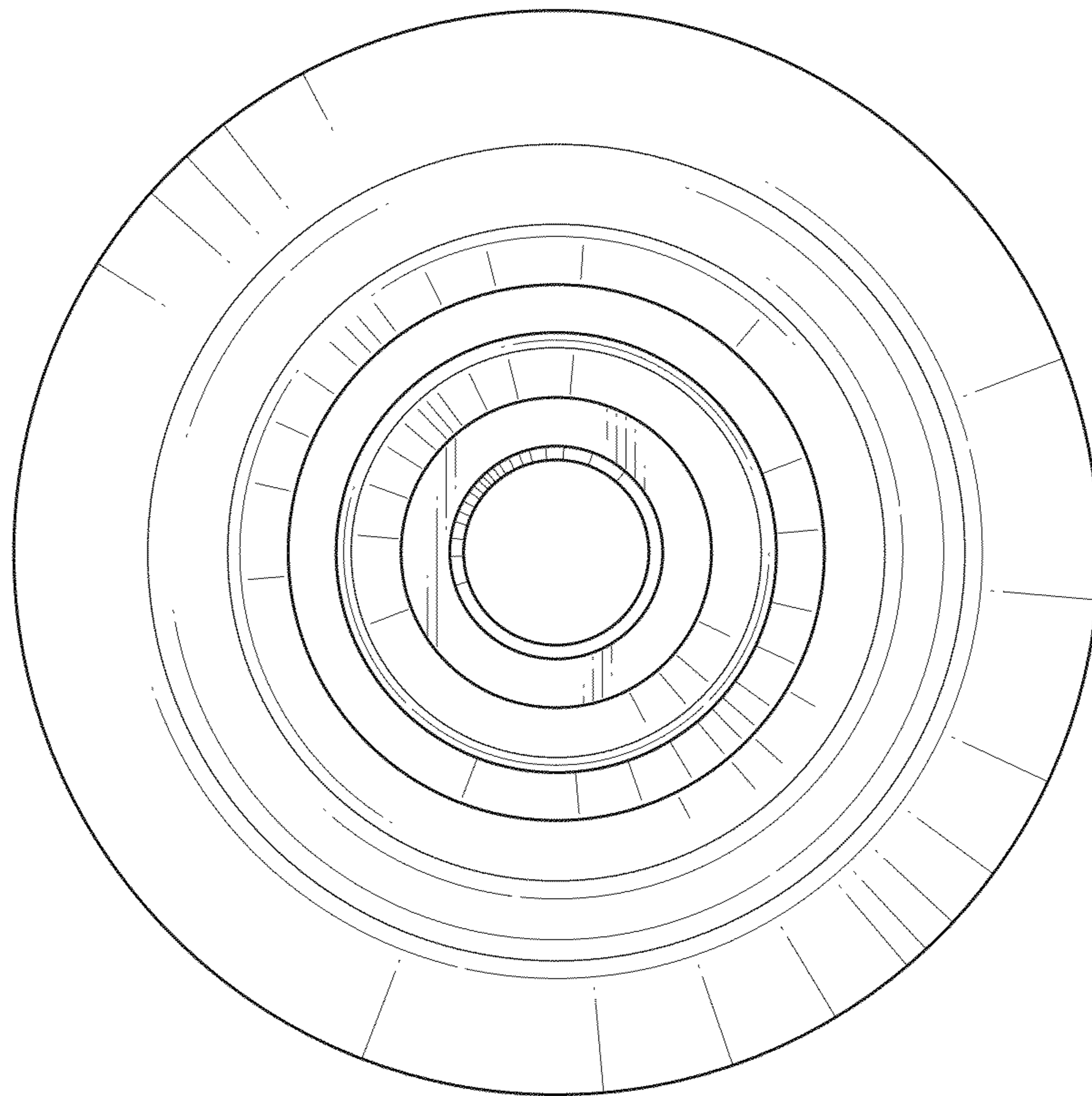


FIG. 4

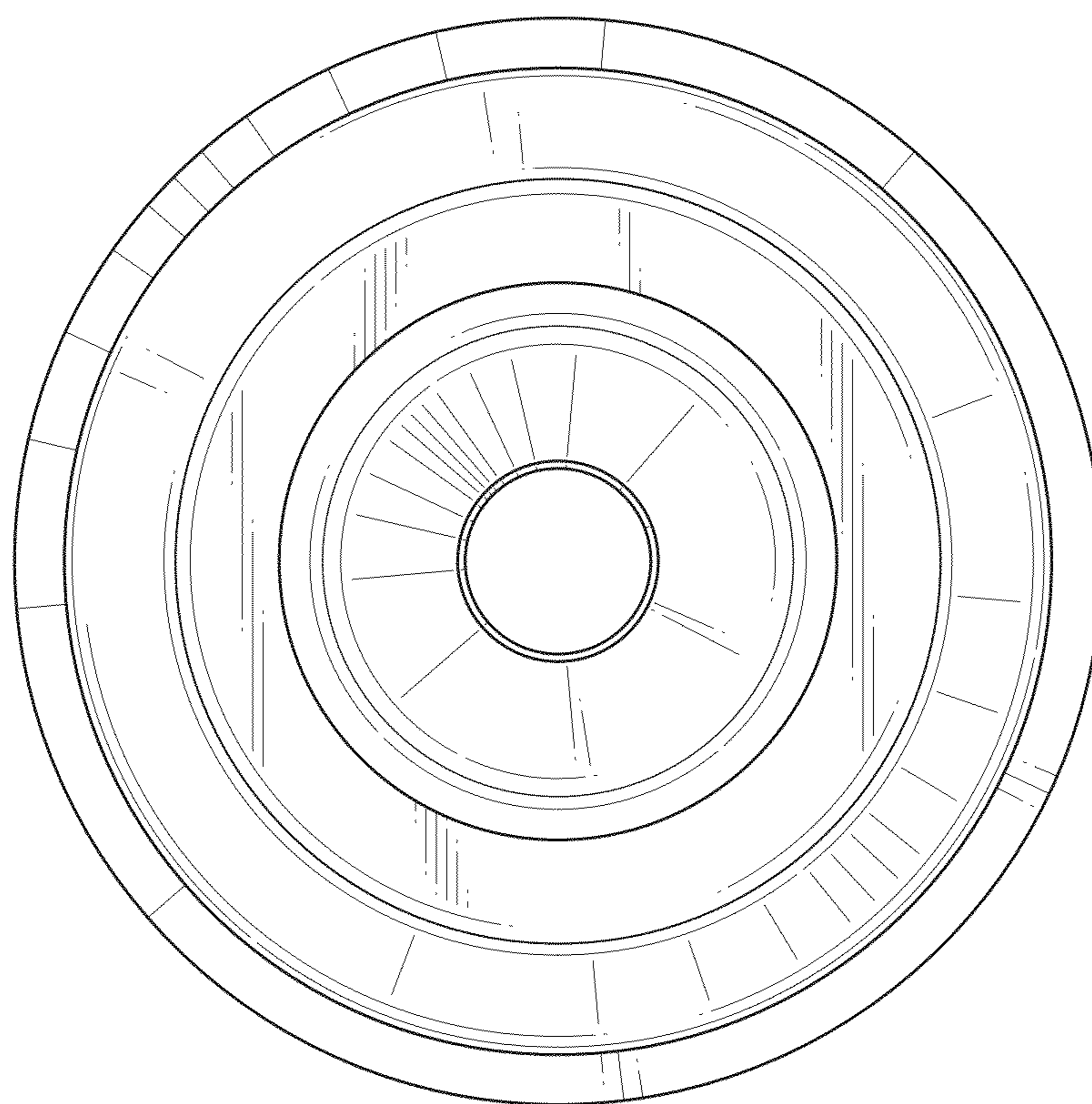


FIG. 5

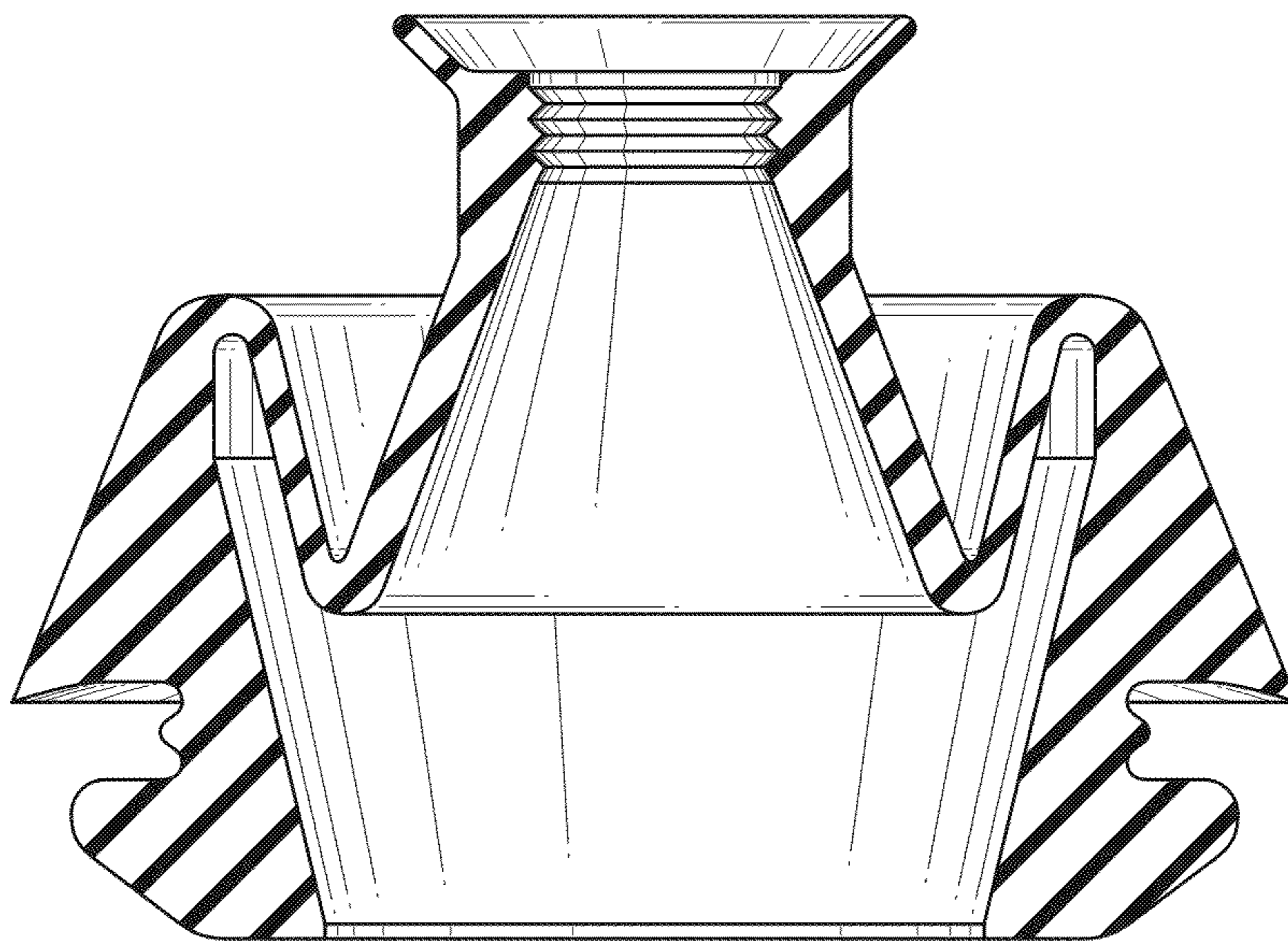


FIG. 6

