



US00D685700S

(12) **United States Design Patent**
Tase et al.

(10) **Patent No.:** **US D685,700 S**
(45) **Date of Patent:** **** Jul. 9, 2013**

(54) **HOOD FOR AUTOMOBILE**

JP D1297371 S 3/2008

* cited by examiner

(75) Inventors: **Nobutaka Tase**, Kanagawa (JP);
Kazunori Murabayashi, Tokyo (JP)

Primary Examiner — Susan M Lee

Assistant Examiner — Linda Brooks

(73) Assignee: **Nissan Motor Co., Ltd.**, Yokohama (JP)

(74) *Attorney, Agent, or Firm* — Global IP Counselors, LLP

(**) Term: **14 Years**

(57) **CLAIM**

The ornamental design for a hood for an automobile, as shown and described.

(21) Appl. No.: **29/415,968**

DESCRIPTION

(22) Filed: **Mar. 16, 2012**

(30) **Foreign Application Priority Data**

Feb. 3, 2012 (JP) 2012-002251

(51) **LOC (9) Cl.** **12-16**

(52) **U.S. Cl.**

USPC **D12/173**

(58) **Field of Classification Search**

USPC D12/173, 196, 90-92, 164; 180/69.2,
180/69.21

See application file for complete search history.

(56) **References Cited**

U.S. PATENT DOCUMENTS

D557,177	S	12/2007	Endo et al.	
D563,293	S *	3/2008	Pfeiffer et al.	D12/173
D662,013	S *	6/2012	Hakamata et al.	D12/173
D666,540	S *	9/2012	Karras et al.	D12/173
D669,403	S *	10/2012	Gifford	D12/173
D679,227	S *	4/2013	Schmeckpeper	D12/173
D681,521	S *	5/2013	Yamamoto et al.	D12/173

FOREIGN PATENT DOCUMENTS

EM	001226856-0003	9/2010
JP	D1297374 S	4/2007

FIG. 1 is a front elevational view of a hood for an automobile in accordance with our new design;

FIG. 2 is a top plan view of the hood in accordance with our new design of FIG. 1;

FIG. 3 is a left side elevational view of the hood in accordance with our new design of FIGS. 1 and 2;

FIG. 4 is a right side elevational view of the hood in accordance with our new design of FIGS. 1 to 3;

FIG. 5 is a front side perspective view of the hood in accordance with our new design of FIGS. 1 to 4;

FIG. 6 is a cross sectional view of the hood in accordance with our new design as seen along a section line 6-6 of FIG. 4;

FIG. 7 is a cross sectional view of the hood in accordance with our new design as seen along a section line 7-7 of FIG. 4; and,



FIG. 8 is a cross sectional view of the hood in accordance with our new design as seen along a section line 8-8 of FIG. 4.

The rear view and bottom view of the hood form no part of the claimed design.

The appearance of the bottom of the hood as seen in FIGS. 3 and 4 is for purpose of illustrating the boundaries of the exterior surface of the hood, and forms no part of the claimed design.

The cross sectional views of FIGS. 6-8 are provided to clarify the exact contour or configuration of the exterior surface of the hood, and no attempt is made to illustrate features of internal construction.

1 Claim, 8 Drawing Sheets






FIG. 1



FIG. 2




FIG. 3

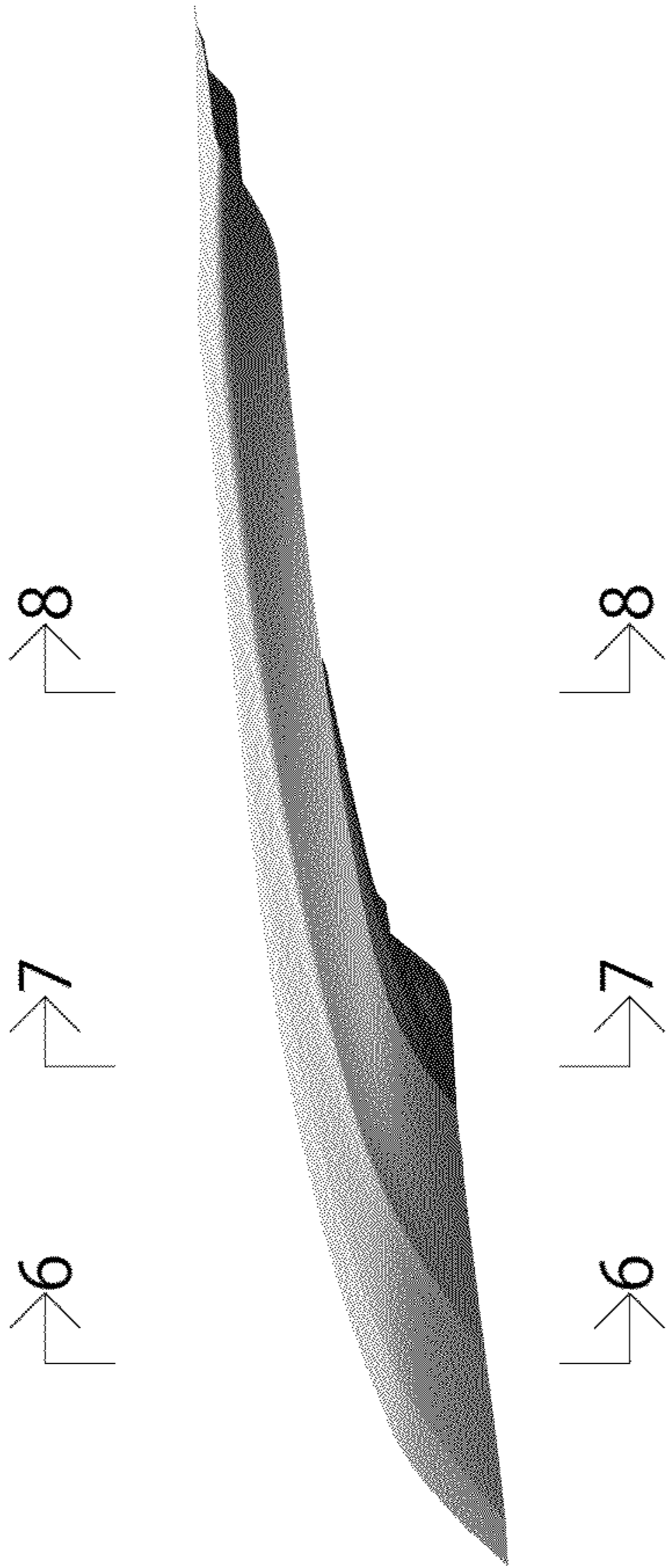


FIG. 4



FIG. 5

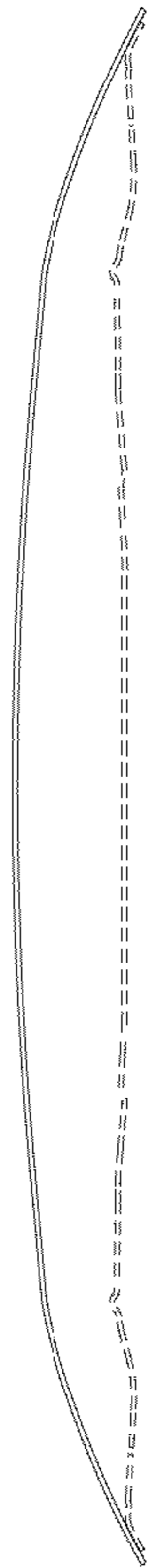


FIG. 6



FIG. 7

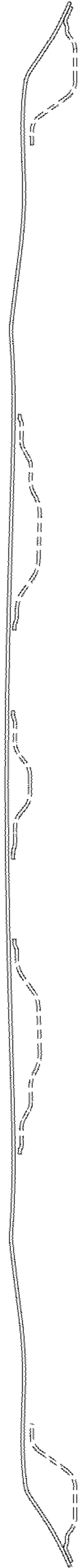


FIG. 8