



US00D685682S

(12) **United States Design Patent**  
**Matsumura et al.**

(10) **Patent No.:** **US D685,682 S**  
(45) **Date of Patent:** **\*\* Jul. 9, 2013**

(54) **MOTORCYCLE**

(71) Applicant: **Kawasaki Jukogyo Kabushiki Kaisha,**  
Hyogo (JP)

(72) Inventors: **Norikazu Matsumura,** Akashi (JE);  
**Minoru Kobayashi,** Kakogawa (JP)

(73) Assignee: **Kawasaki Jukogyo Kabushiki Kaisha,**  
Hyogo (JP)

(\*\*) Term: **14 Years**

(21) Appl. No.: **29/421,986**

(22) Filed: **Nov. 6, 2012**

(30) **Foreign Application Priority Data**

May 9, 2012 (JP) ..... 2012-010750

(51) **LOC (9) Cl.** ..... **12-11**

(52) **U.S. Cl.**  
USPC ..... **D12/110**

(58) **Field of Classification Search**  
USPC ..... D12/110; 180/219, 220, 225, 229  
See application file for complete search history.

(56) **References Cited**

U.S. PATENT DOCUMENTS

D384,601	S	*	10/1997	Hiruma et al.	.....	D12/110
D385,226	S	*	10/1997	Mogi et al.	.....	D12/110
D387,017	S	*	12/1997	Wakita et al.	.....	D12/110
D419,922	S	*	2/2000	Yamase et al.	.....	D12/110
D513,481	S	*	1/2006	Lin	.....	D12/110
D583,714	S	*	12/2008	Ichihara et al.	.....	D12/110
D609,610	S	*	2/2010	Inose	.....	D12/110
D621,301	S	*	8/2010	Hayashi et al.	.....	D12/110
D632,226	S	*	2/2011	Miyata	.....	D12/110
D665,706	S	*	8/2012	Oyanagi et al.	.....	D12/110

\* cited by examiner

*Primary Examiner* — Susan M Lee

*Assistant Examiner* — Linda G Brooks

(57) **CLAIM**

The ornamental design for a motorcycle, as shown and described.

**DESCRIPTION**

FIG. 1 is a front elevational view of a motorcycle showing our new design;

FIG. 2 is a rear elevational view thereof;

FIG. 3 is a left side elevational view thereof;

FIG. 4 is a right side elevational view thereof;

FIG. 5 is a top plan view thereof;

FIG. 6 is a bottom plan view thereof;

FIG. 7 is a front left perspective view thereof; and,

FIG. 8 is a rear right perspective view thereof.

**1 Claim, 8 Drawing Sheets**





Fig. 1

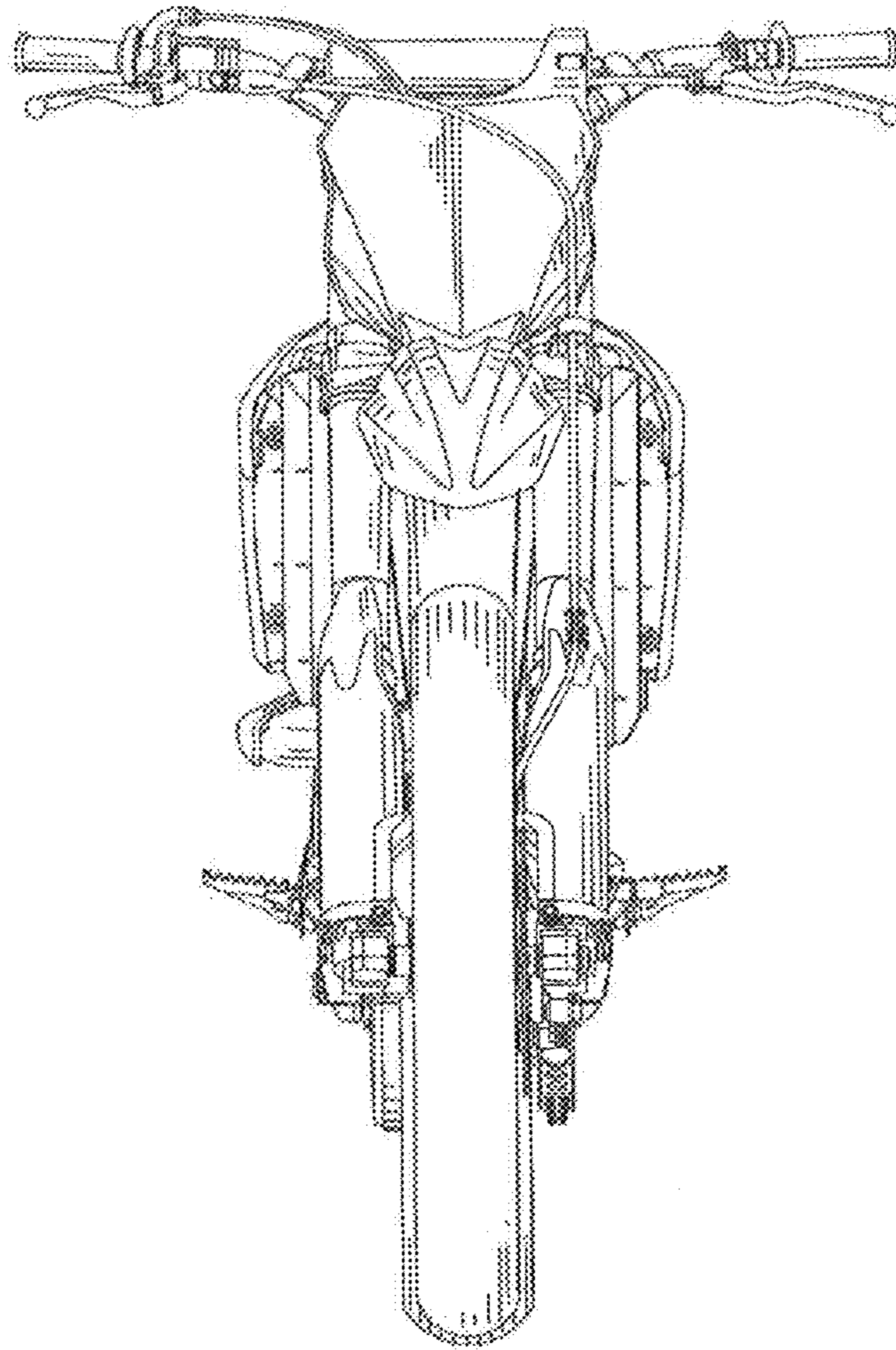
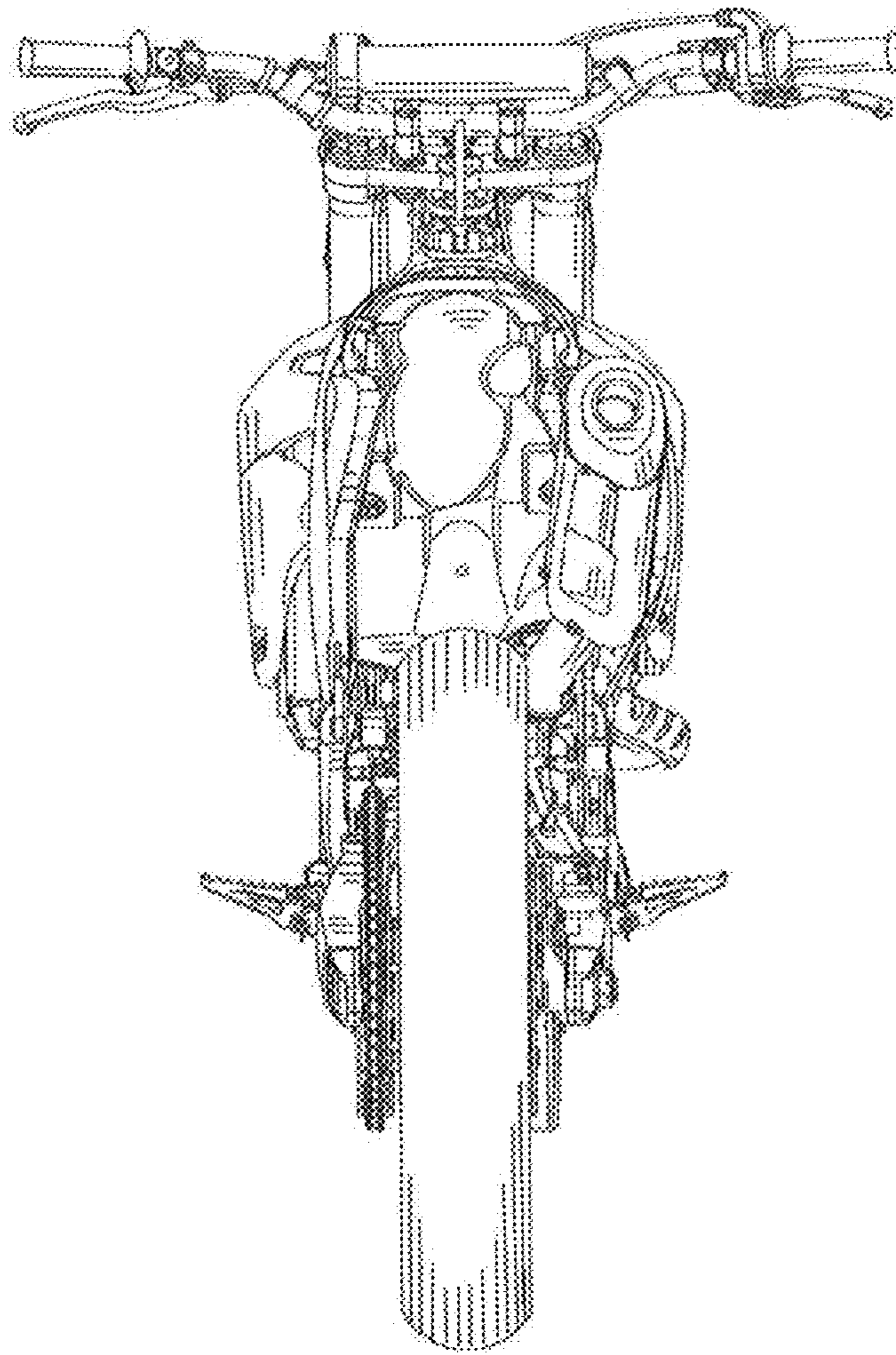


Fig. 2






Fig. 3

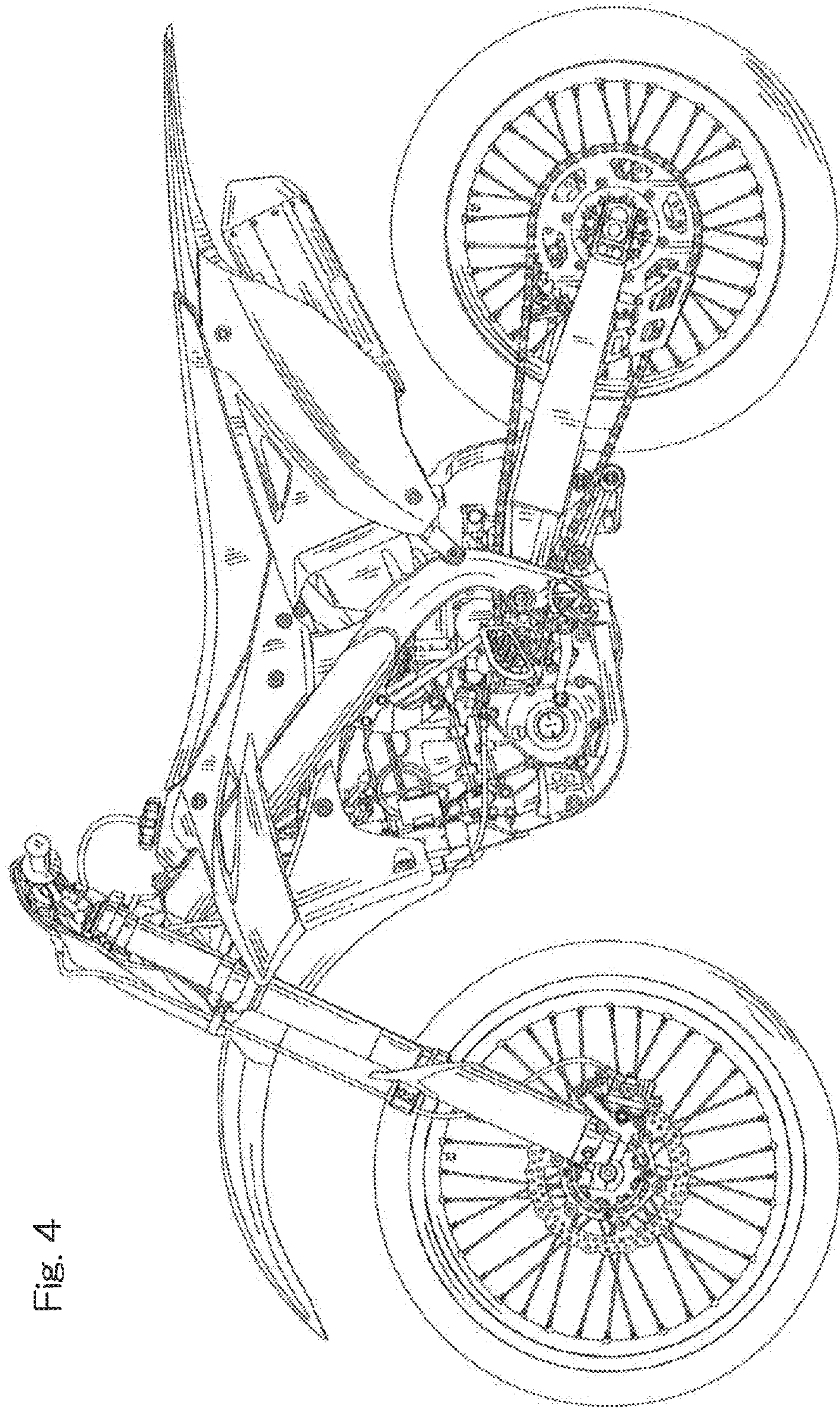


Fig. 4

Fig. 5

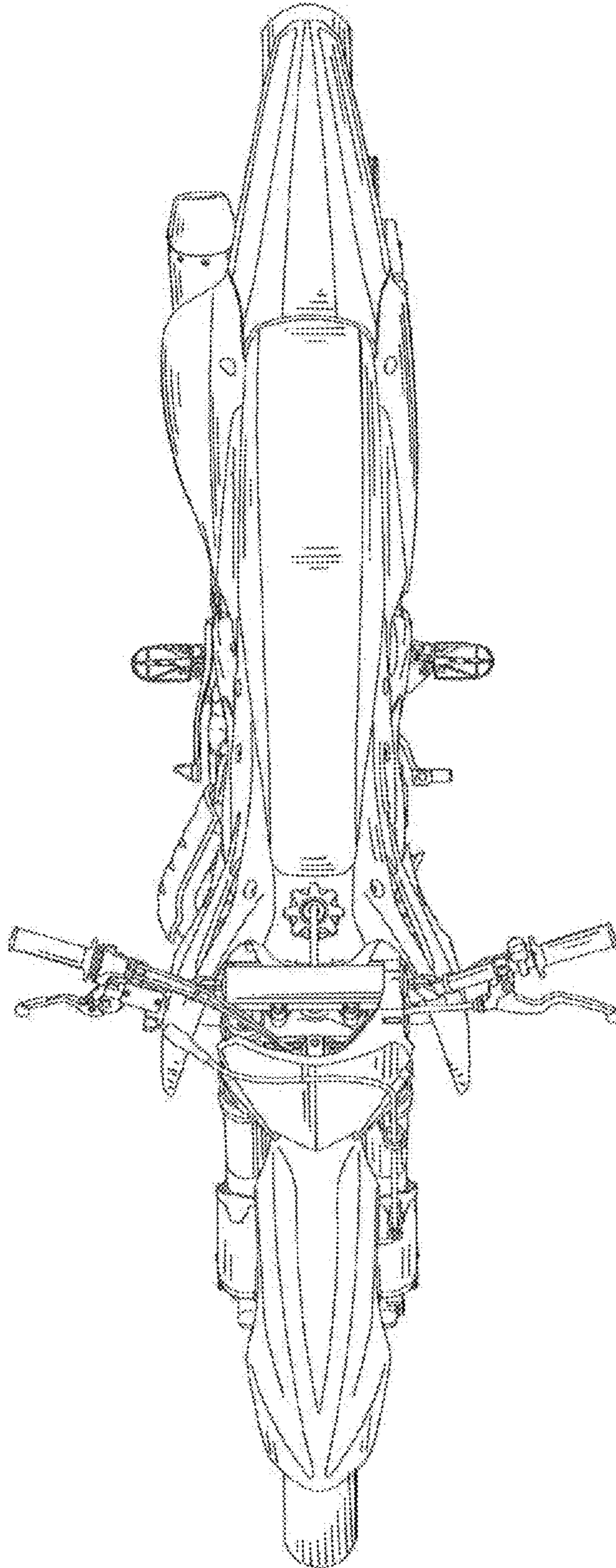
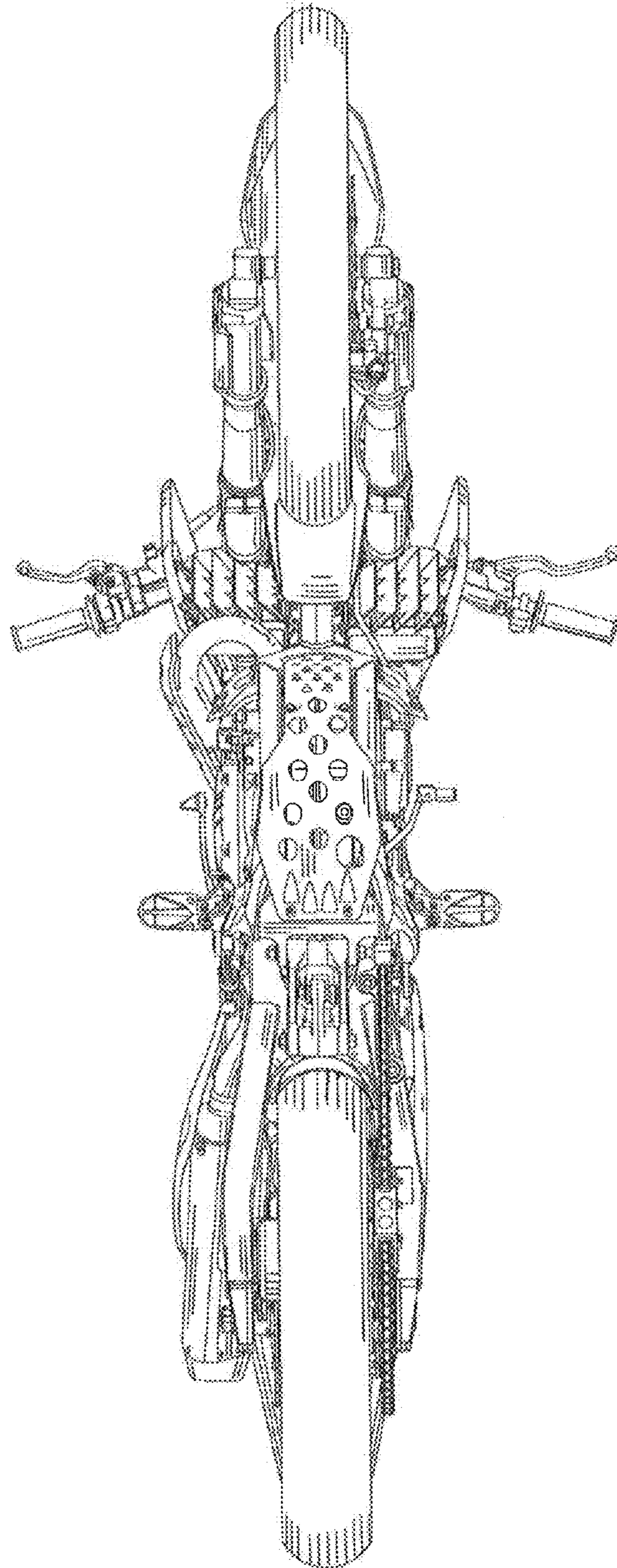


Fig. 6






Fig. 7



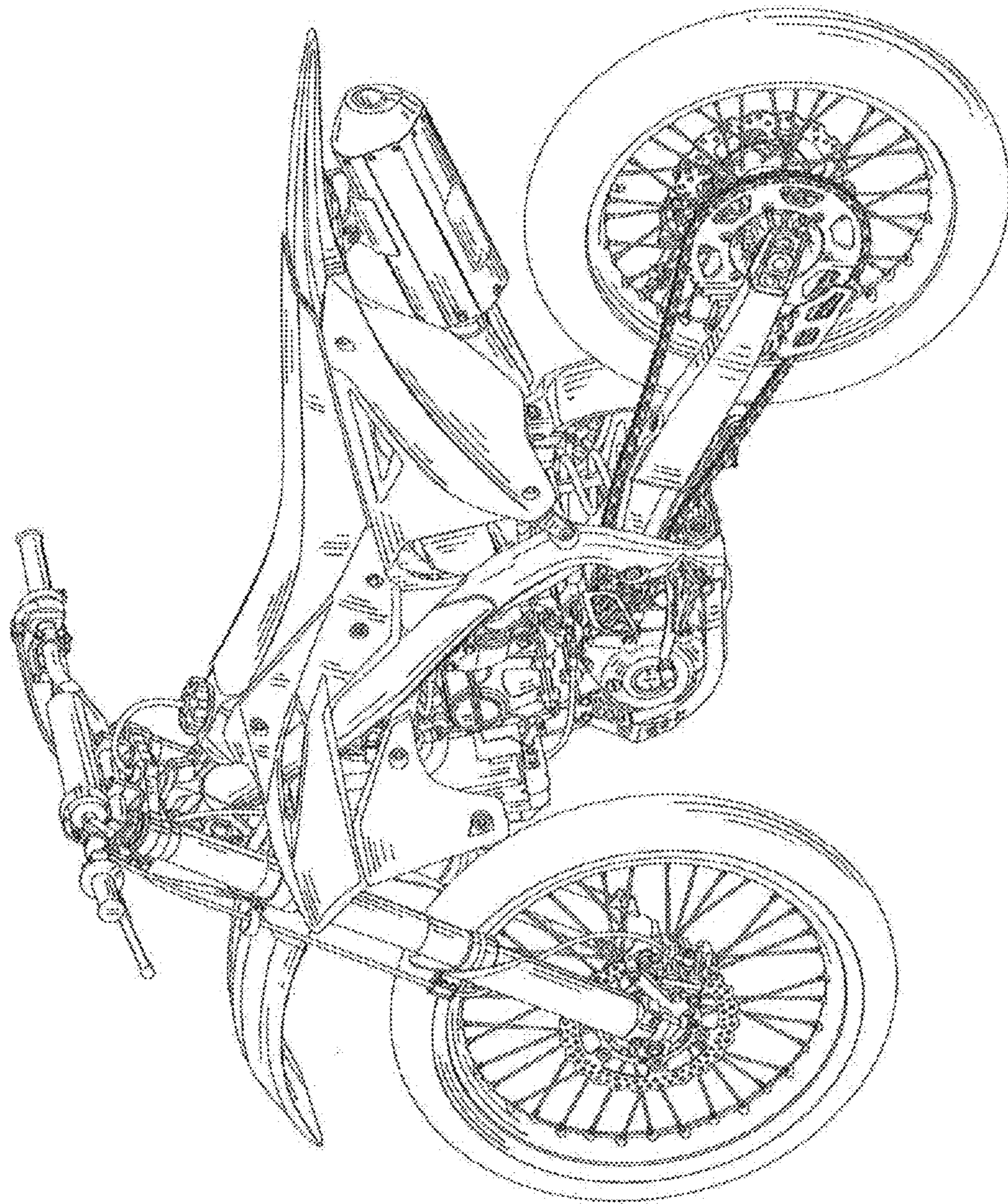


Fig. 8