



US00D685651S

(12) **United States Design Patent**  
**Hjalmarsson**

(10) **Patent No.:** **US D685,651 S**

(45) **Date of Patent:** **\*\* Jul. 9, 2013**

(54) **LADDER PACK**

(75) Inventor: **Per Hjalmarsson**, Malmö (SE)

(73) Assignee: **TwoPac AB**, Eslöv (SE)

(\*\*) Term: **14 Years**

(21) Appl. No.: **29/373,679**

(22) Filed: **May 9, 2011**

(51) **LOC (9) Cl.** ..... **09-01**

(52) **U.S. Cl.**  
USPC ..... **D9/732**

(58) **Field of Classification Search**  
USPC ..... D9/416, 418, 419, 424, 427, 428,  
D9/437, 644, 653, 658, 736-762, 902; 206/365,  
206/461-471, 484, 485, 486, 493, 528, 531,  
206/532, 534, 538, 539, 775-783; D24/121,  
D24/227, 229, 224; D7/538, 541, 546, 549,  
D7/553.6, 553.3, 557, 586, 628; D3/203.2,  
D3/203.3, 310, 309, 311, 312, 313; D26/9,  
D26/11, 22, 23, 39, 101

See application file for complete search history.

(56) **References Cited**

U.S. PATENT DOCUMENTS

2,499,313	A *	2/1950	Hoag	.....	222/129
2,845,758	A *	8/1958	Lowthian	.....	53/397
3,127,010	A *	3/1964	Capezzuto	.....	206/45.2
D199,200	S *	9/1964	Fritsche et al.	.....	D9/732
3,550,764	A *	12/1970	Tigner	.....	426/123
3,605,374	A *	9/1971	Mueller et al.	.....	53/399
4,096,945	A *	6/1978	Melton et al.	.....	206/469

4,218,155	A *	8/1980	Weidner	.....	401/132
D268,556	S *	4/1983	Wildgen	.....	D6/468
D304,679	S *	11/1989	Corella	.....	D9/734
D310,462	S *	9/1990	Schoen	.....	D7/504
D359,447	S *	6/1995	Mylander et al.	.....	D9/415
D423,344	S *	4/2000	Kumakura et al.	.....	D9/415

OTHER PUBLICATIONS

LifeTop Staw, [online, published Feb. 12, 2010], [retrieved Nov. 1, 2012]. Retrieved from, <<http://lifetop.eu/products/lifetop-straw>>, p. 1.\*

\* cited by examiner

*Primary Examiner* — Derrick Holland

*Assistant Examiner* — Lauren Calve

(74) *Attorney, Agent, or Firm* — Lynn E. Barber

(57) **CLAIM**

The ornamental design for a ladder pack, as shown and described.

**DESCRIPTION**

FIG. 1 is a perspective view of the ladder pack of the present invention.

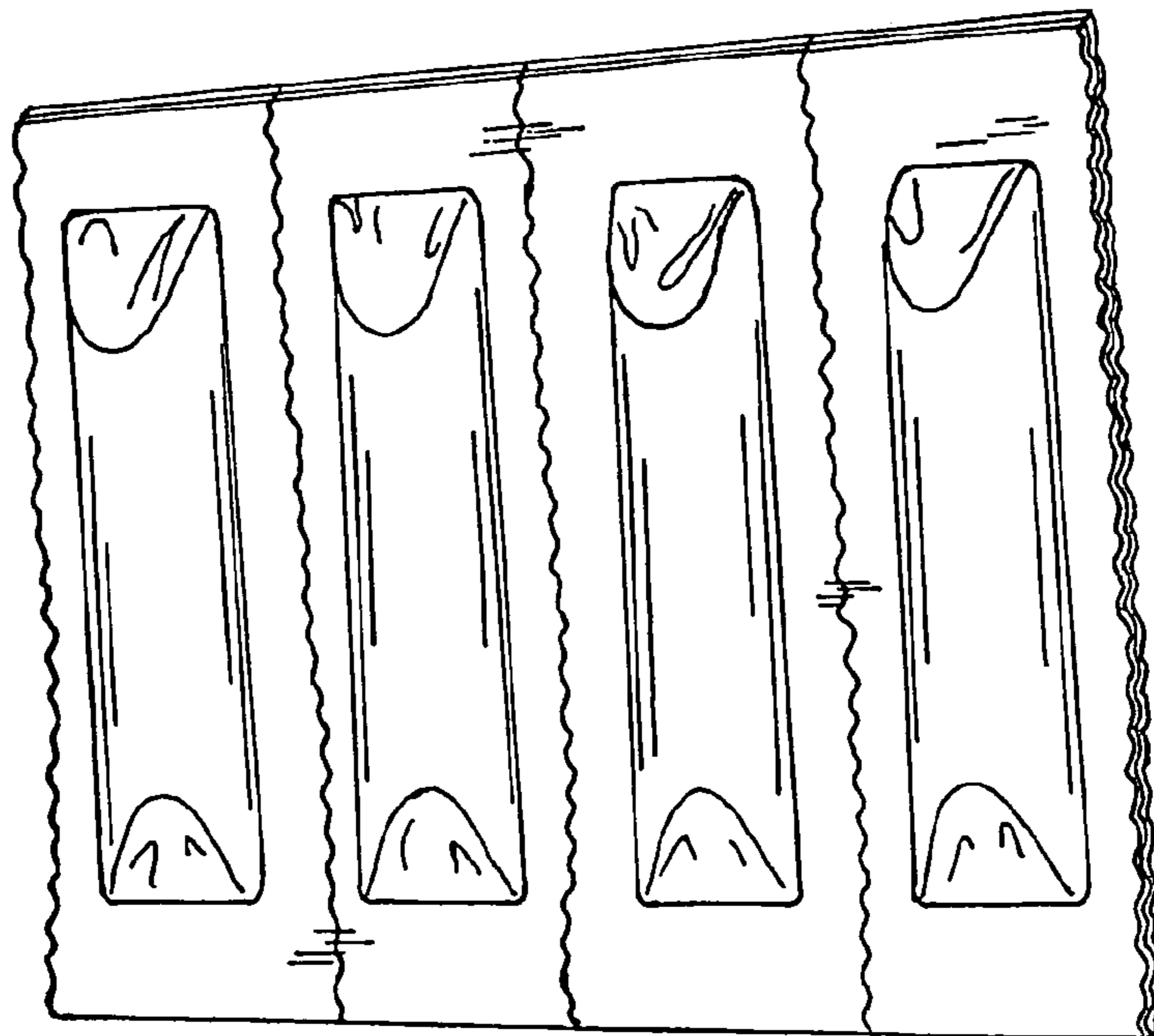
FIG. 2 is a front view of the ladder pack of FIG. 1.

FIG. 3 is a side view of the ladder pack of FIG. 1.

FIG. 4 is an end view of the ladder pack of FIG. 1; and,

FIG. 5 is a bottom view of the ladder pack of FIG. 1.

**1 Claim, 3 Drawing Sheets**



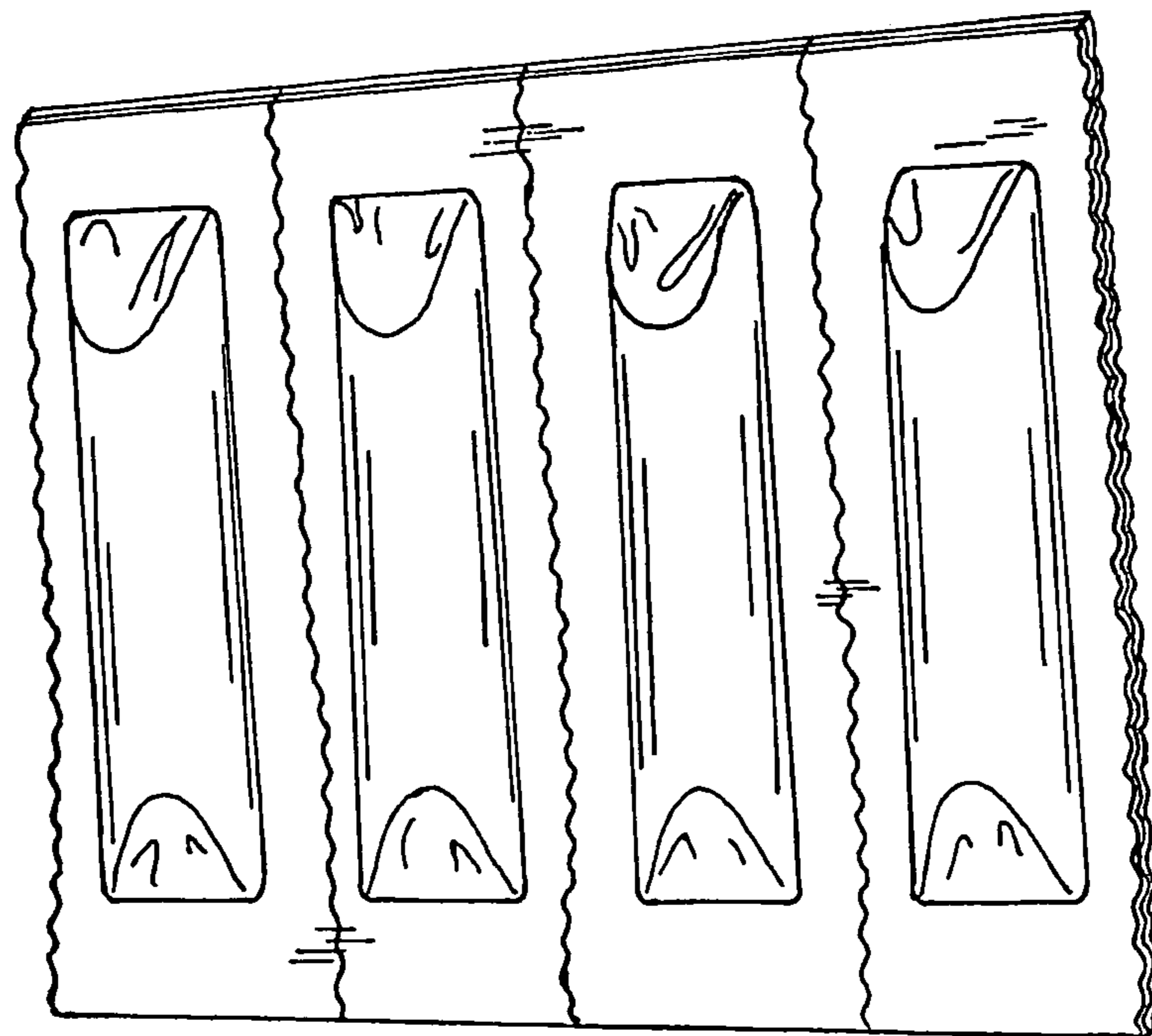
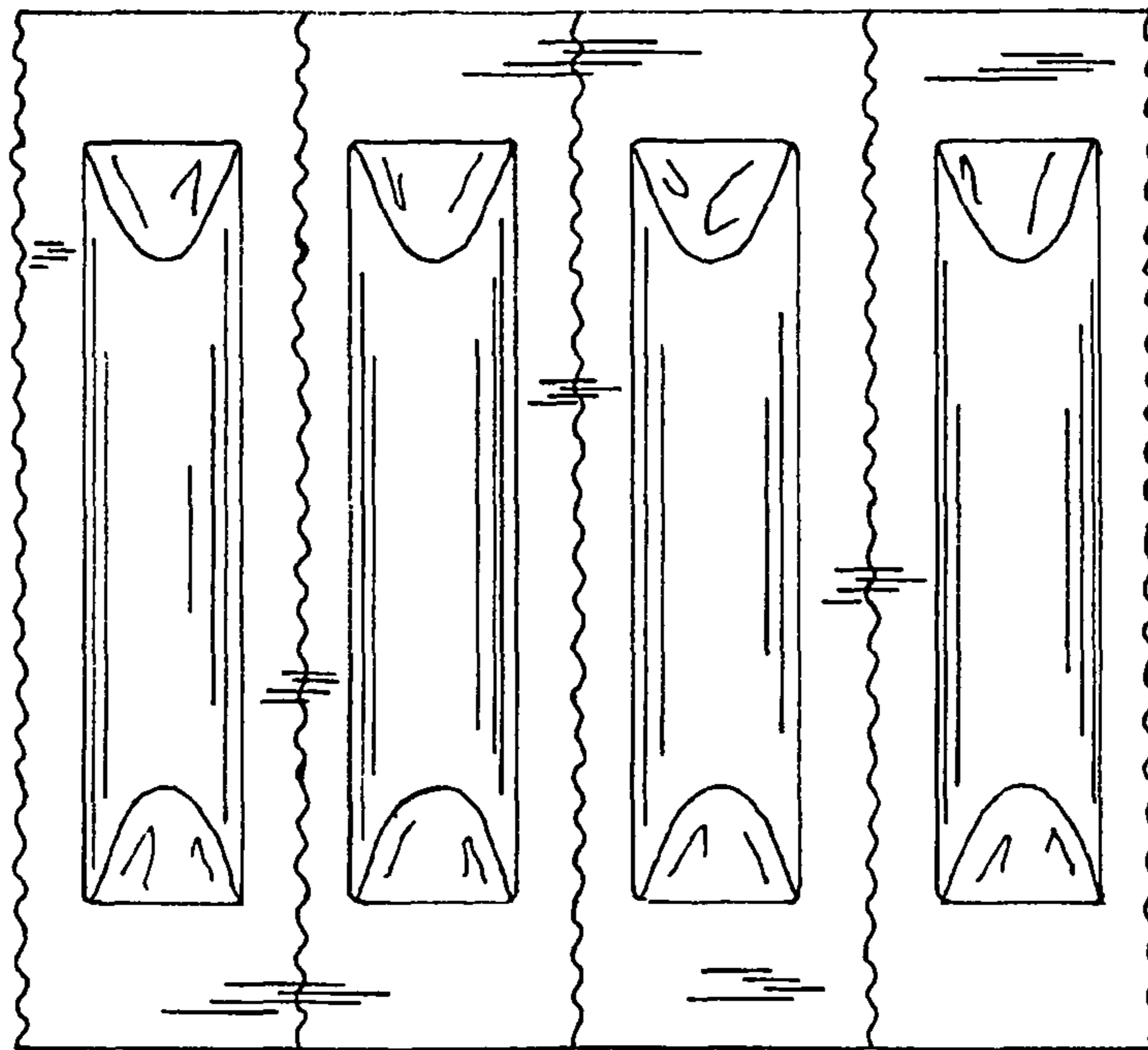


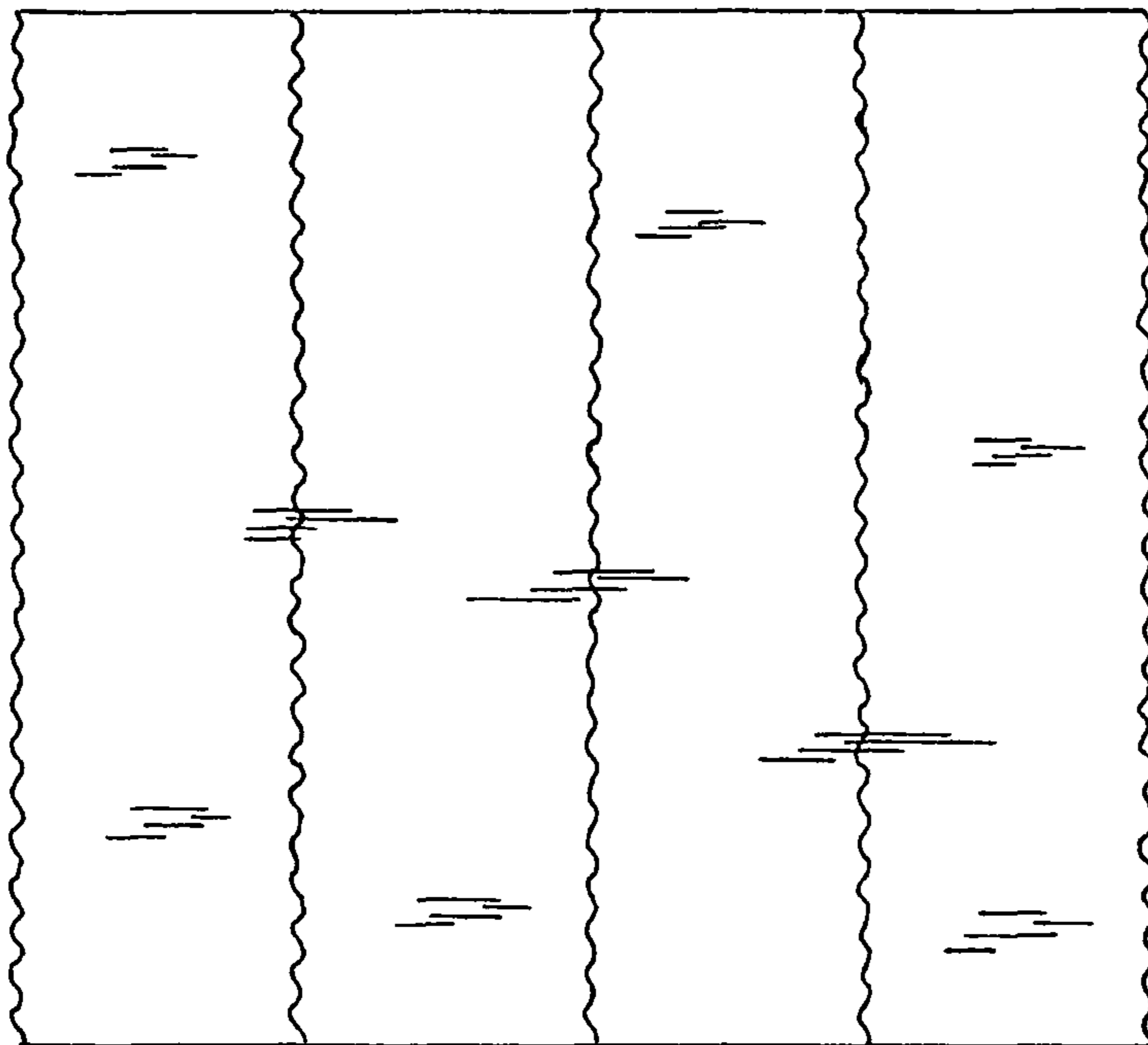
FIG. 1



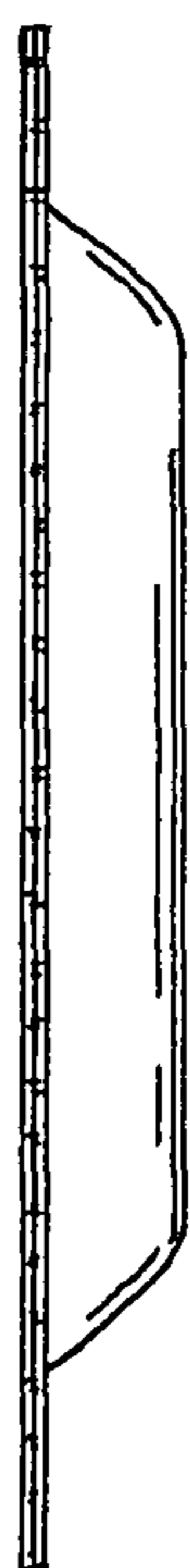
**FIG. 2**



**FIG. 3**



**FIG. 5**



**FIG. 4**