



US00D685650S

(12) **United States Design Patent**
Pipes et al.

(10) **Patent No.:** **US D685,650 S**
(45) **Date of Patent:** **** Jul. 9, 2013**

(54) **CIGARETTE CARTON ASSEMBLY**

(75) Inventors: **Jerry W. Pipes**, Clemmons, NC (US);
Mark S. Hatcher, Pfafftown, NC (US);
Wesley S. Jones, Lexington, NC (US);
Craig T. Demarest, Oak Ridge, NC
(US); **Pankaj C. Patel**, Clemmons, NC
(US)

(73) Assignee: **R. J. Reynolds Tobacco Company**,
Winston-Salem, NC (US)

(**) Term: **14 Years**

(21) Appl. No.: **29/384,282**

(22) Filed: **Jan. 28, 2011**

(51) **LOC (9) Cl.** **09-03**

(52) **U.S. Cl.**
USPC **D9/721; D27/189**

(58) **Field of Classification Search**
USPC D9/721, 753, 737, 414, 415, 418,
D9/702, 713, 715, 714, 423, 424, 425, 430-433;
D27/183-191; 229/27, 15, 87 C, 2.5 R, 160.2,
229/160.1, 89.13, 125.19, 120.08; 206/45.31,
206/45.33, 45.34, 265, 236
See application file for complete search history.

(56) **References Cited**

U.S. PATENT DOCUMENTS

2,825,343	A *	3/1958	Richner	131/257
2,842,261	A *	7/1958	Lighter	206/782
3,071,244	A	1/1963	Doran	206/45.31
3,113,673	A *	12/1963	Stein	229/120.011
3,493,106	A	2/1970	Galli	206/65
3,752,308	A	8/1973	Begemann	206/48.5
D266,224	S *	9/1982	Bronander, Jr.	D9/721
4,586,312	A	5/1986	Limousin	53/412
4,738,359	A	4/1988	Phillips, Jr.	206/256
4,852,734	A	8/1989	Allen et al.	206/273
4,903,844	A	2/1990	Oglesby	206/631.1
4,928,817	A	5/1990	Focke	206/256

4,932,534	A *	6/1990	Focke et al.	229/120.011
5,139,140	A	8/1992	Burrows et al.	206/268
5,147,037	A	9/1992	Evers et al.	206/256
5,158,178	A	10/1992	Cobler	206/256
5,174,443	A	12/1992	Chance et al.	206/256
5,193,674	A	3/1993	Cobler et al.	206/256
5,431,277	A *	7/1995	Focke	206/273

(Continued)

Primary Examiner — Mark Goodwin

(74) *Attorney, Agent, or Firm* — Brinks Hofer Gilson & Lione

(57) **CLAIM**

We claim the ornamental design for a cigarette carton assembly, as shown and described.

DESCRIPTION

FIG. 1 is a front, bottom, left side perspective view of a first embodiment of a cigarette carton assembly consisting of a non-transparent material containing packages of smoking articles showing our new design.

FIG. 2 is a rear elevation view thereof, the front elevation view being an identical mirror image thereof.

FIG. 3 is a right side elevation view thereof, the left side elevation view being a mirror image thereof.

FIG. 4 is a top plan view thereof.

FIG. 5 is a front, bottom, left side perspective view of a second embodiment of a cigarette carton assembly consisting of a transparent material containing packages of smoking articles showing our new design.

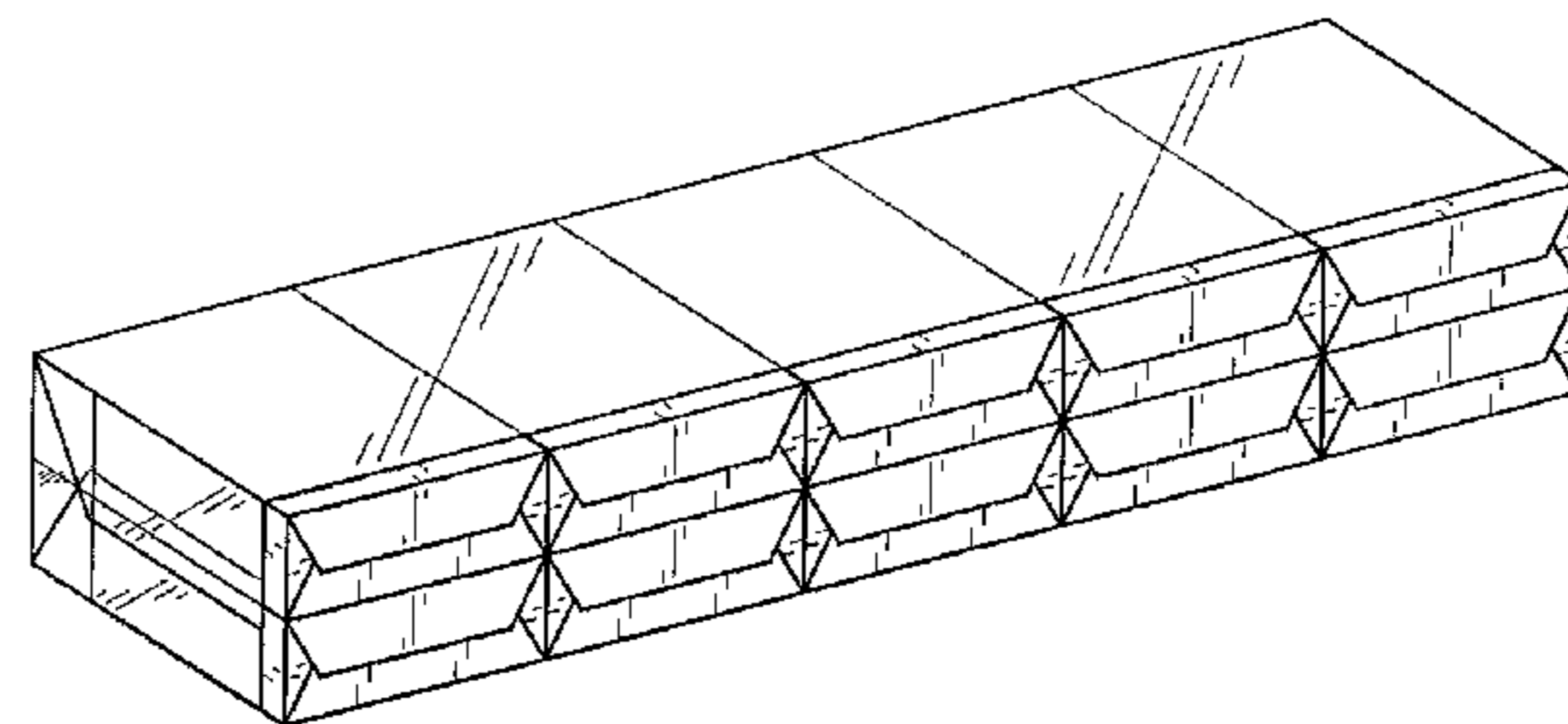
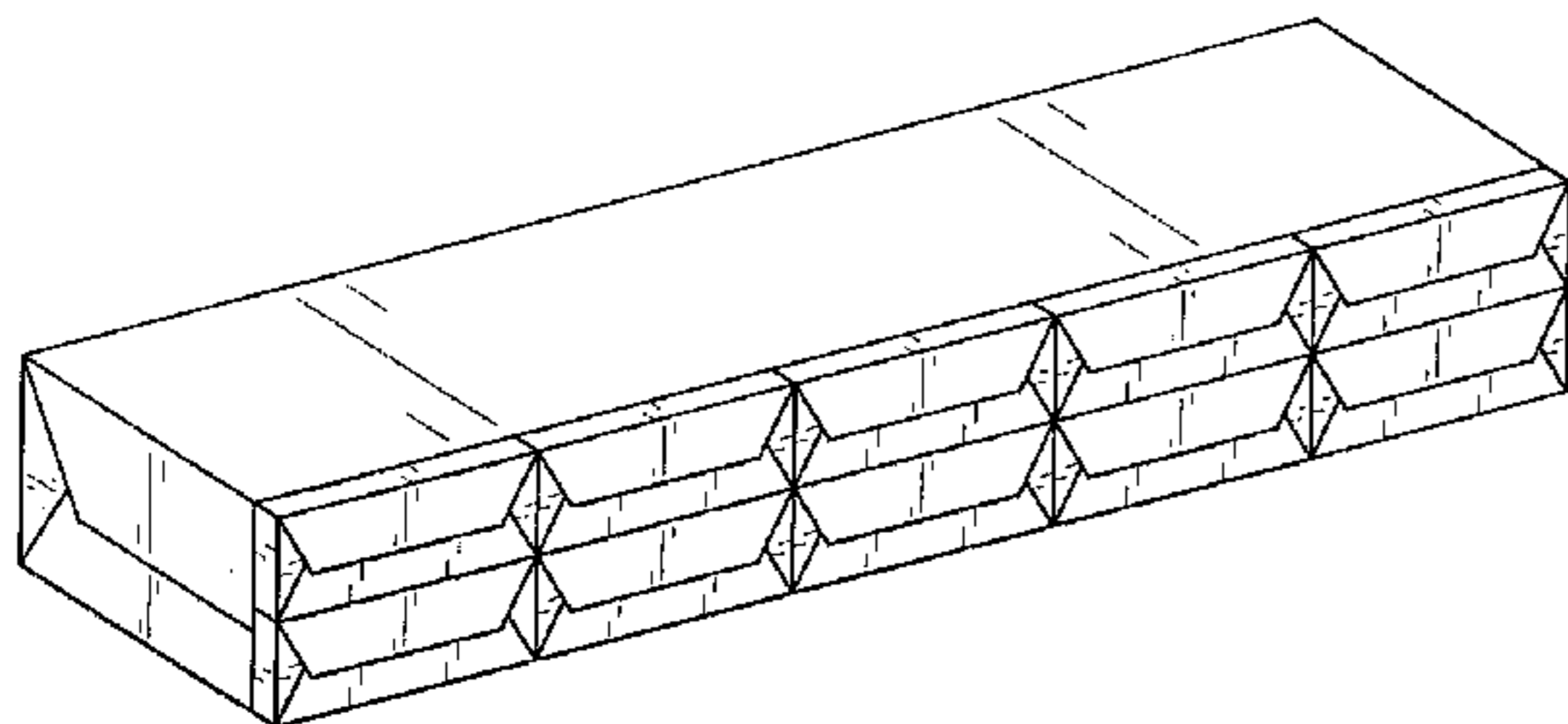
FIG. 6 is a rear elevation view thereof, the front elevation view being an identical mirror image thereof.

FIG. 7 is a right side elevation view thereof, the left side elevation view being a mirror image thereof; and,

FIG. 8 is a top plan view thereof.

The ornamental design which is claimed is shown in solid lines in the drawings. Any shading lines or broken lines in the drawings are for illustrative purposes only and form no part of the claimed design.

1 Claim, 2 Drawing Sheets



US D685,650 S

Page 2

U.S. PATENT DOCUMENTS

5,526,559	A	6/1996	Fleenor et al.	29/434	D532,702	S	*	11/2006	Berman	D9/708	
D427,369	S	*	6/2000	Bowen et al.	D27/189	D537,363	S	*	2/2007	Petrucci	D9/721
6,234,943	B1	5/2001	Copin	493/11	D592,051	S	*	5/2009	Casebasse	D9/431	
6,491,161	B1	12/2002	Focke et al.	206/264	D601,435	S	*	10/2009	Fell et al.	D9/713	
6,851,553	B2	2/2005	Venable et al.	206/273	D613,182	S	*	4/2010	Fell et al.	D9/713	
7,100,764	B2	*	9/2006	Focke	206/273	D619,477	S	*	7/2010	Frizell et al.	D9/702

* cited by examiner

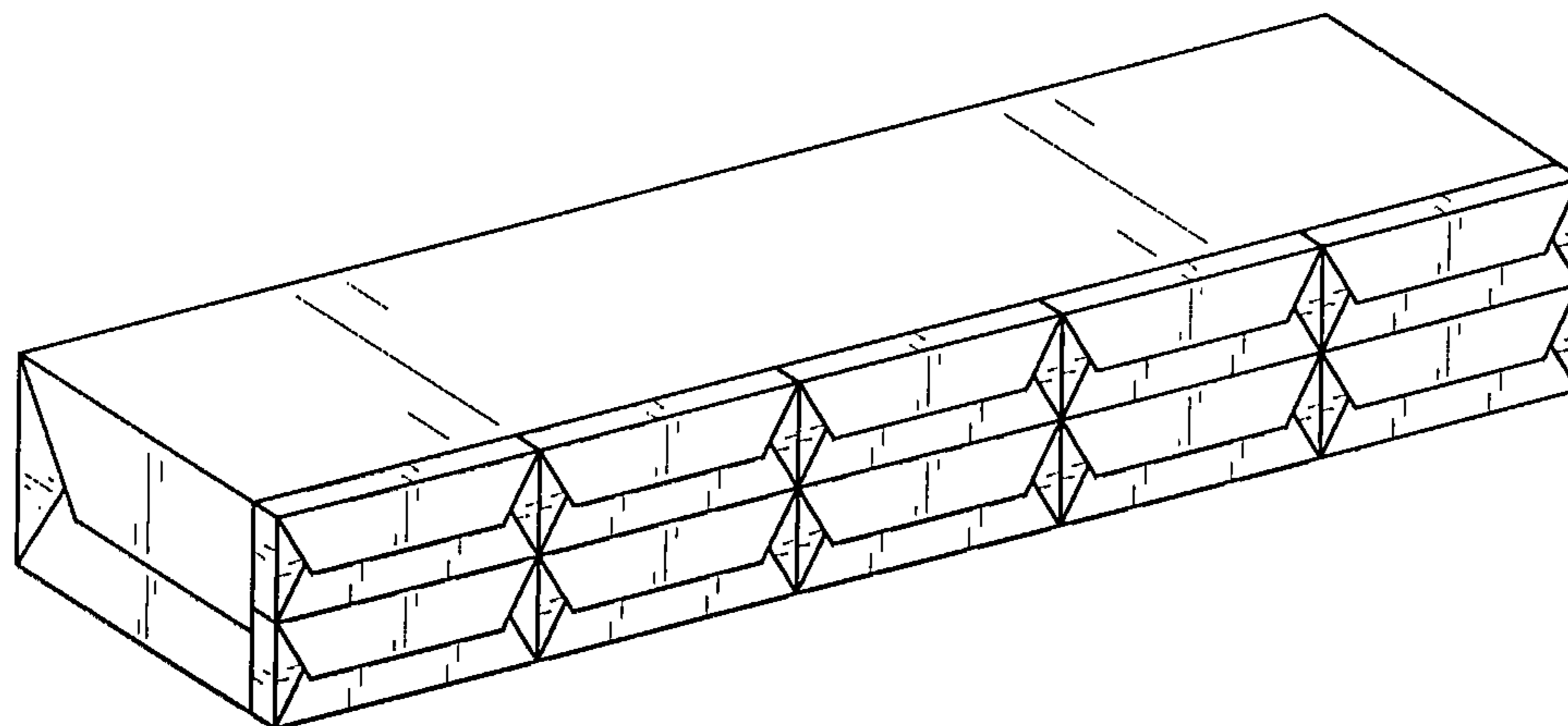


FIG. 1

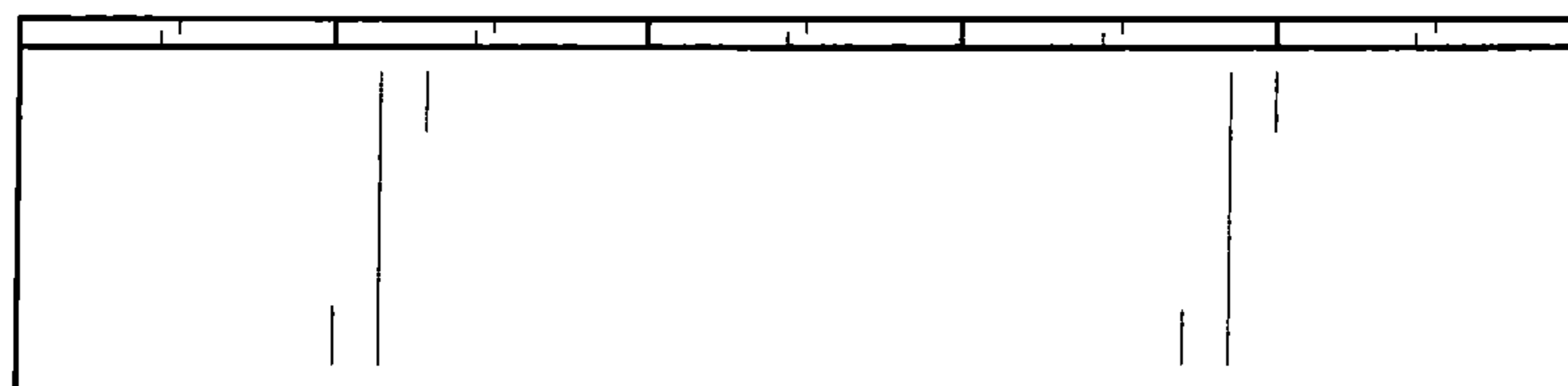


FIG. 2

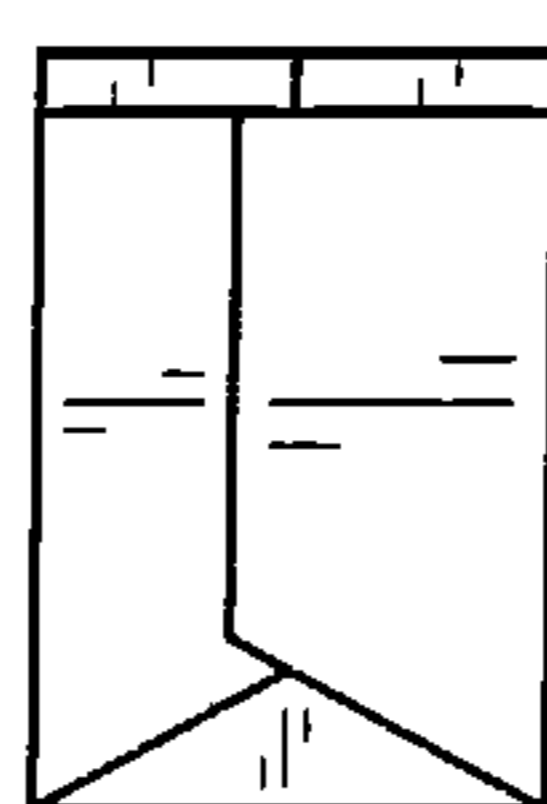


FIG. 3

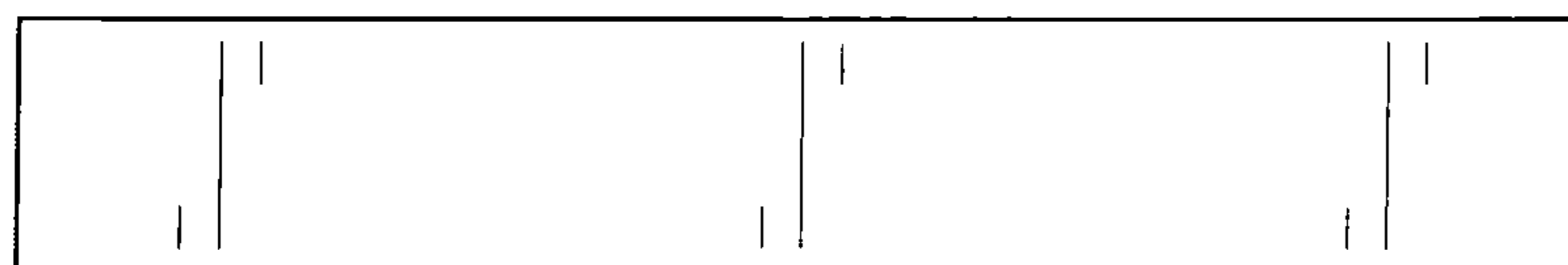


FIG. 4

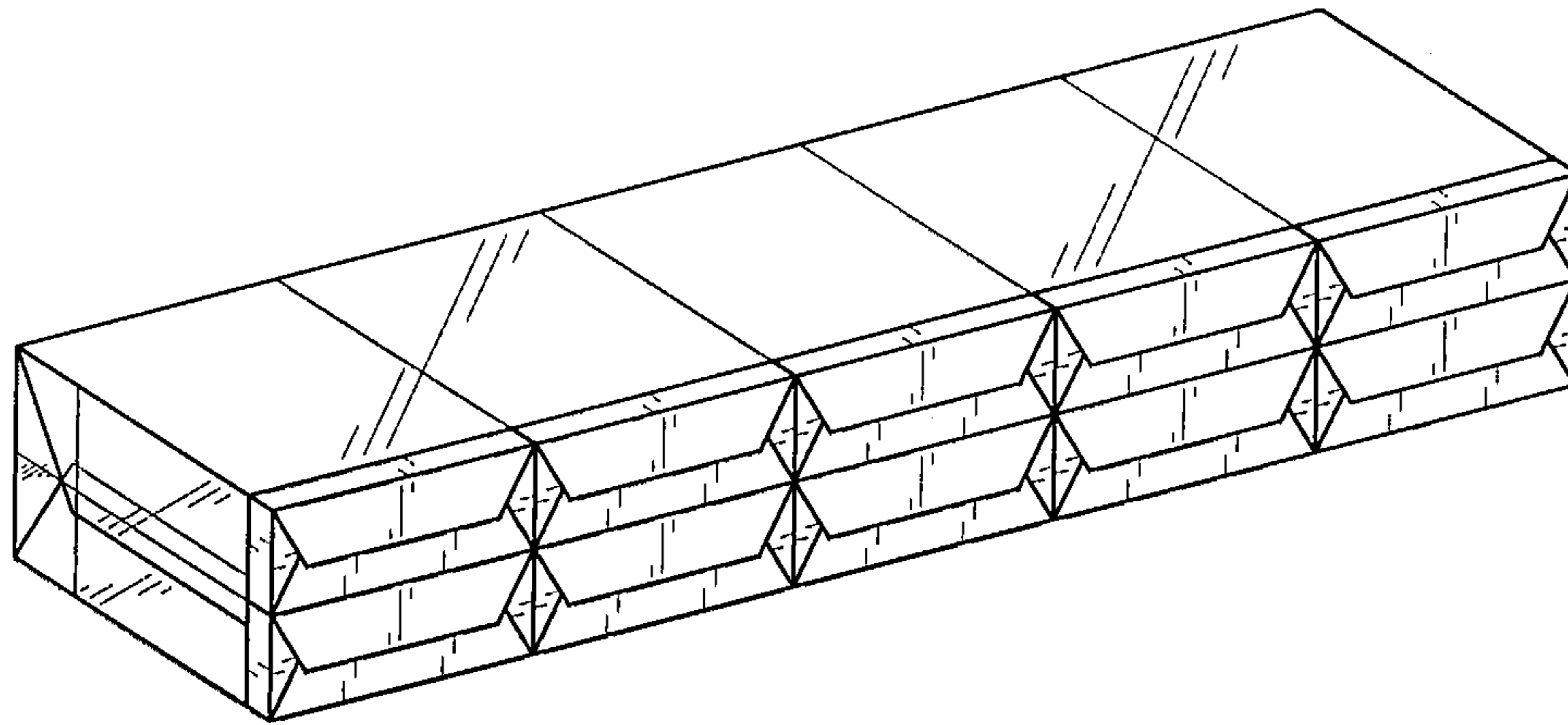


FIG. 5

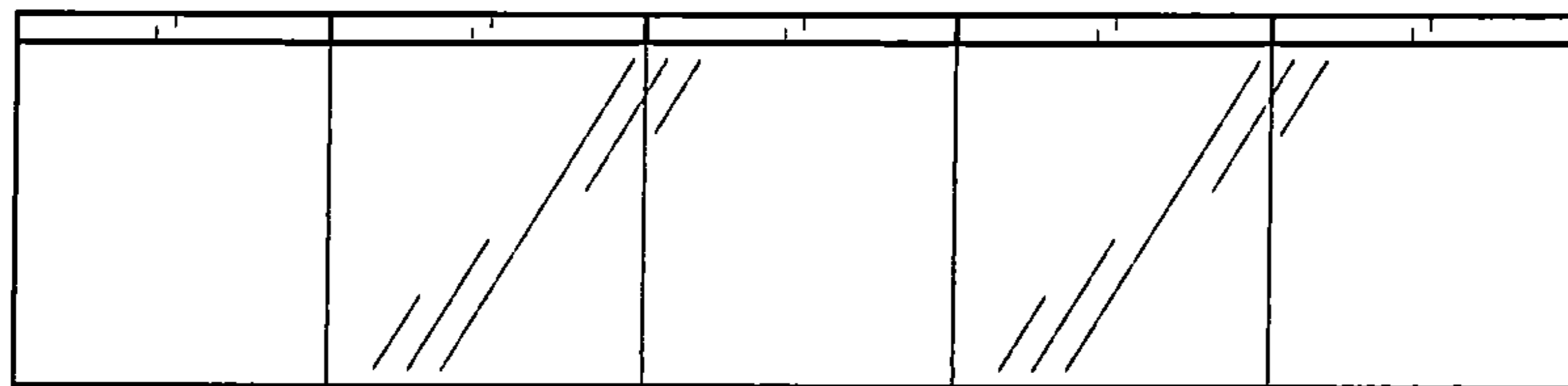


FIG. 6

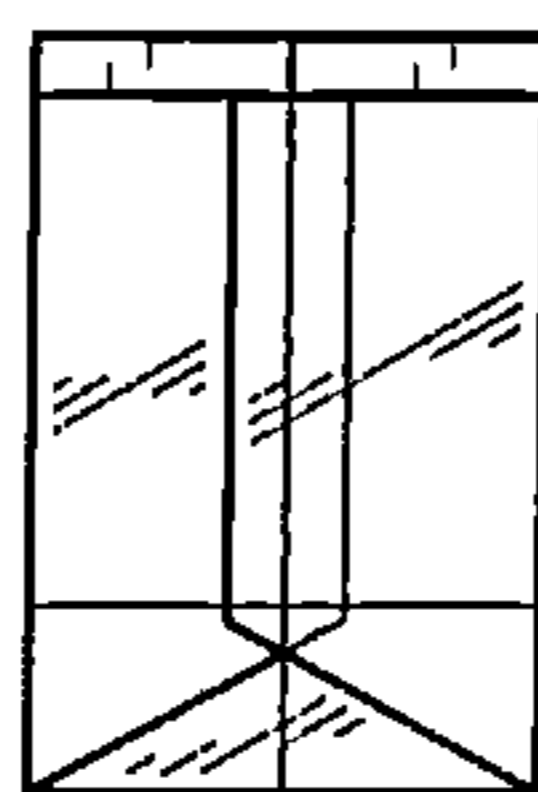


FIG. 7

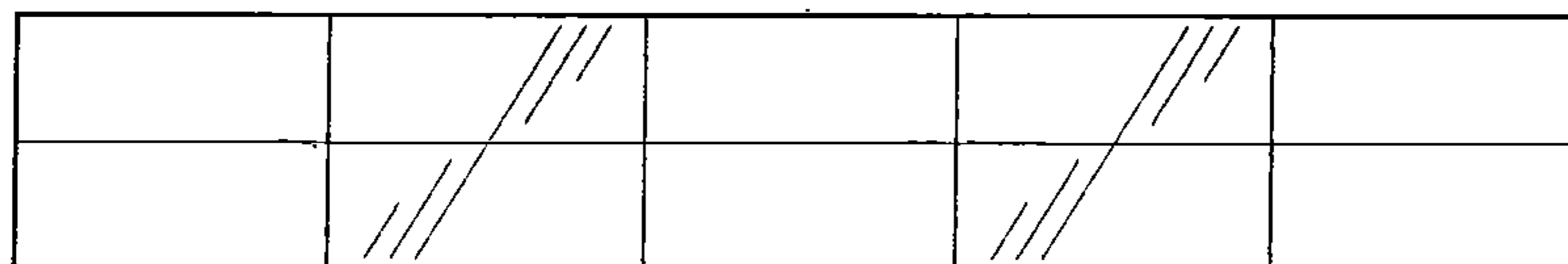


FIG. 8