



US00D685649S

(12) **United States Design Patent**
Banuelos

(10) **Patent No.:** **US D685,649 S**
(45) **Date of Patent:** **** Jul. 9, 2013**

- (54) **BOX**
- (75) Inventor: **Jose Eli Navarro Banuelos**, San Nicolas de los Garza (MX)
- (73) Assignee: **Global Sourcing Solutions, LLC**, Frisco, TX (US)
- (**) Term: **14 Years**
- (21) Appl. No.: **29/367,179**
- (22) Filed: **Aug. 4, 2010**
- (51) **LOC (9) Cl.** **09-05**
- (52) **U.S. Cl.**
USPC **D9/711**
- (58) **Field of Classification Search**
USPC D9/711, 760, 702, 714, 719, 738-740, D9/517, 522, 416, 414, 499, 431-432; 229/90, 229/87.01, 87.02, 939, 940; 206/419, 421, 206/422, 418, 426, 775, 784, 779
See application file for complete search history.

3,820,707	A *	6/1974	Fischer et al.	206/418
3,822,785	A *	7/1974	Getz et al.	206/422
D232,811	S *	9/1974	Edgelington et al.	D9/418
3,857,481	A *	12/1974	Koltz	206/783
3,968,924	A *	7/1976	Tyrseck	206/418
4,007,836	A *	2/1977	Getz et al.	206/422
4,162,008	A *	7/1979	McCalmont	206/590
4,185,766	A *	1/1980	Davidson et al.	206/422
4,231,510	A *	11/1980	Beard	206/422
4,385,687	A *	5/1983	Dutcher	206/779
4,498,580	A *	2/1985	Getz et al.	206/418
D278,125	S *	3/1985	Benham	D9/418
D278,126	S *	3/1985	Benham	D9/418
D283,309	S *	4/1986	Caldwell et al.	D9/416
4,773,539	A *	9/1988	Nock	206/418
D300,906	S *	5/1989	Caldwell et al.	D9/418
4,997,087	A *	3/1991	Lorenz	206/422
5,172,806	A *	12/1992	Mickelberg	206/756
5,555,979	A *	9/1996	Baas et al.	206/419
5,730,289	A *	3/1998	Cappels	206/434
D396,187	S *	7/1998	Harrison	D9/418

(Continued)

Primary Examiner — Mark Goodwin
(74) *Attorney, Agent, or Firm* — William W. Cochran; Cochran Freund & Young LLC

(56) **References Cited**

U.S. PATENT DOCUMENTS

2,825,496	A *	3/1958	Miessler, Sr.	206/422
2,892,581	A *	6/1959	Amatel	229/90
2,905,316	A *	9/1959	Forrer	206/422
2,940,653	A *	6/1960	Miessler, Sr.	206/422
3,053,431	A *	9/1962	Jacobs	206/422
3,069,008	A *	12/1962	Dugre	206/422
3,138,256	A *	6/1964	Miessler, Sr.	206/422
3,145,836	A *	8/1964	Tyrseck et al.	206/422
3,255,879	A *	6/1966	Paige	206/422
3,282,410	A *	11/1966	Cote	206/418
3,337,033	A *	8/1967	Cote	206/418
3,355,011	A *	11/1967	Cilluffo	206/419
D217,131	S *	4/1970	Shreve, III et al.	D9/418
3,693,866	A *	9/1972	Struble	206/591
3,734,397	A *	5/1973	Cote	206/418

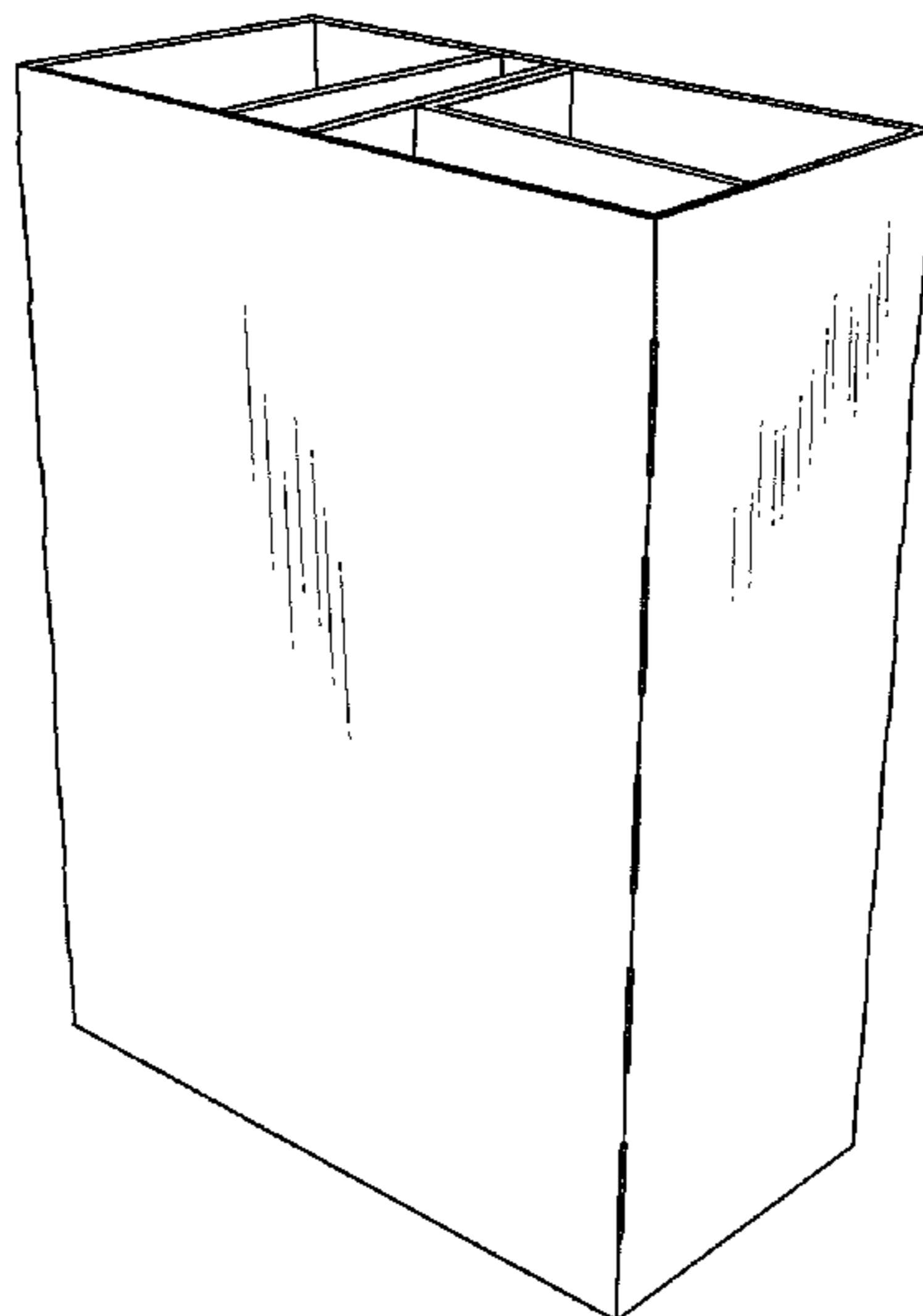
(57) **CLAIM**

The ornamental design for a box, as shown and described.

DESCRIPTION

FIG. 1 is an isometric view of a box showing my new design. FIG. 2 is a front view thereof. FIG. 3 is a rear view thereof. FIG. 4 is a left side view thereof. FIG. 5 is a right side view thereof. FIG. 6 is a top perspective view thereof; and, FIG. 7 is a bottom perspective view thereof. The broken line portions of the disclosure are for illustrative purposes only and form no part of the claimed design.

1 Claim, 5 Drawing Sheets



US D685,649 S

Page 2

U.S. PATENT DOCUMENTS

D529,795 S *	10/2006	Kragtwijk	D9/418	D624,830 S *	10/2010	Sikorski	D9/711
7,357,253 B2 *	4/2008	Scott et al.	206/419	D653,962 S *	2/2012	Vazquez	D9/711

* cited by examiner

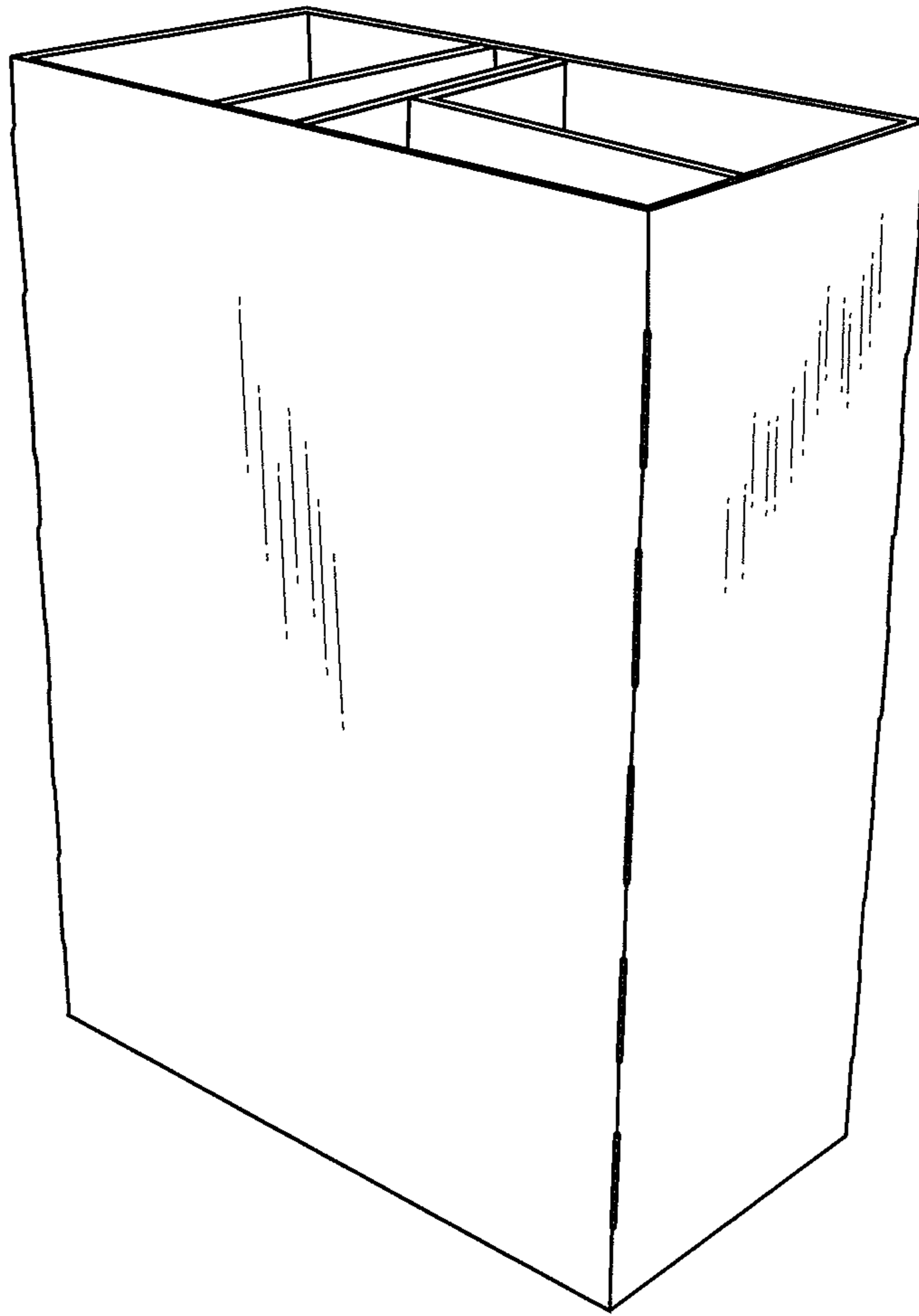


FIG. 1




FIG. 2




FIG. 3




FIG. 4




FIG. 5

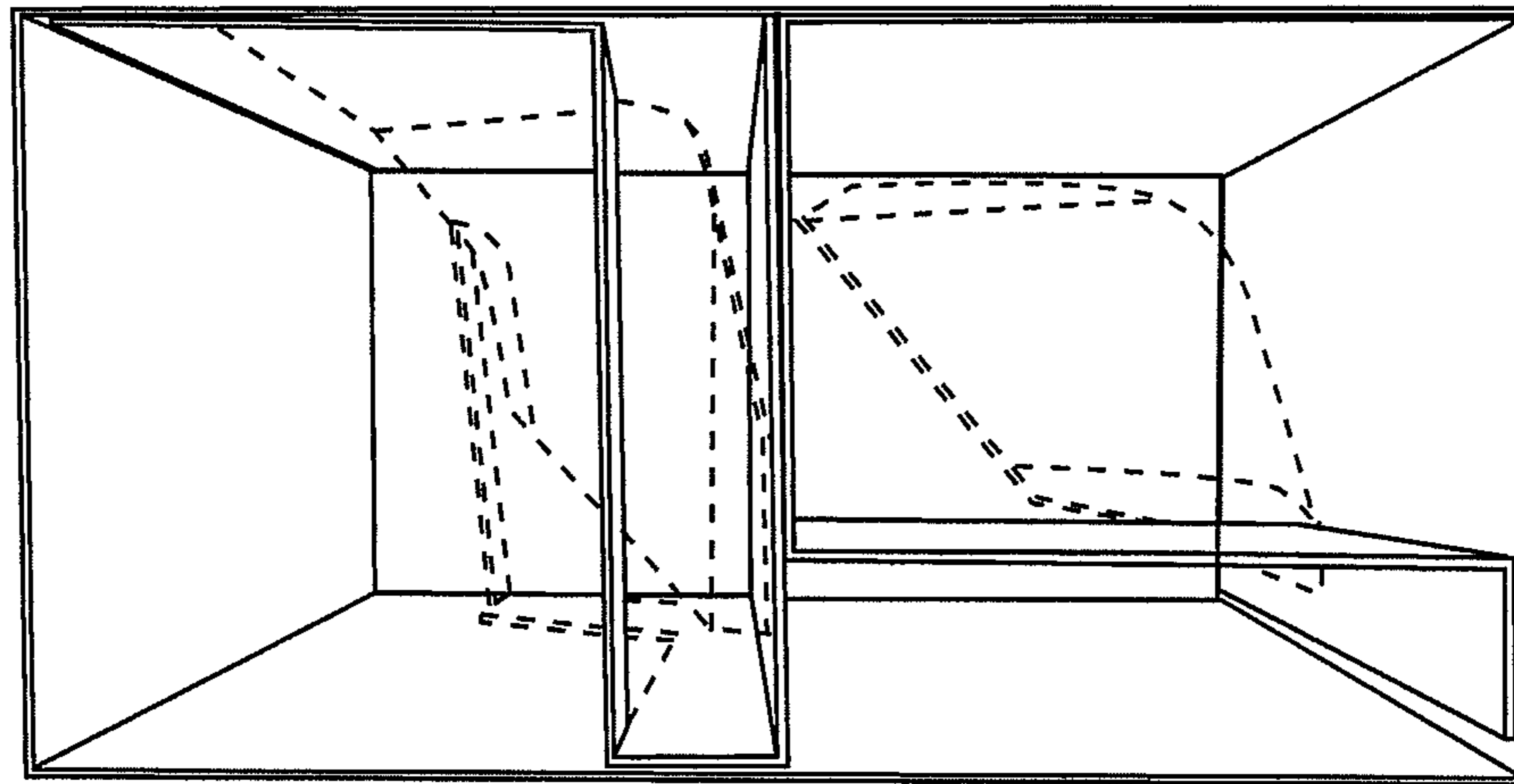


FIG. 6

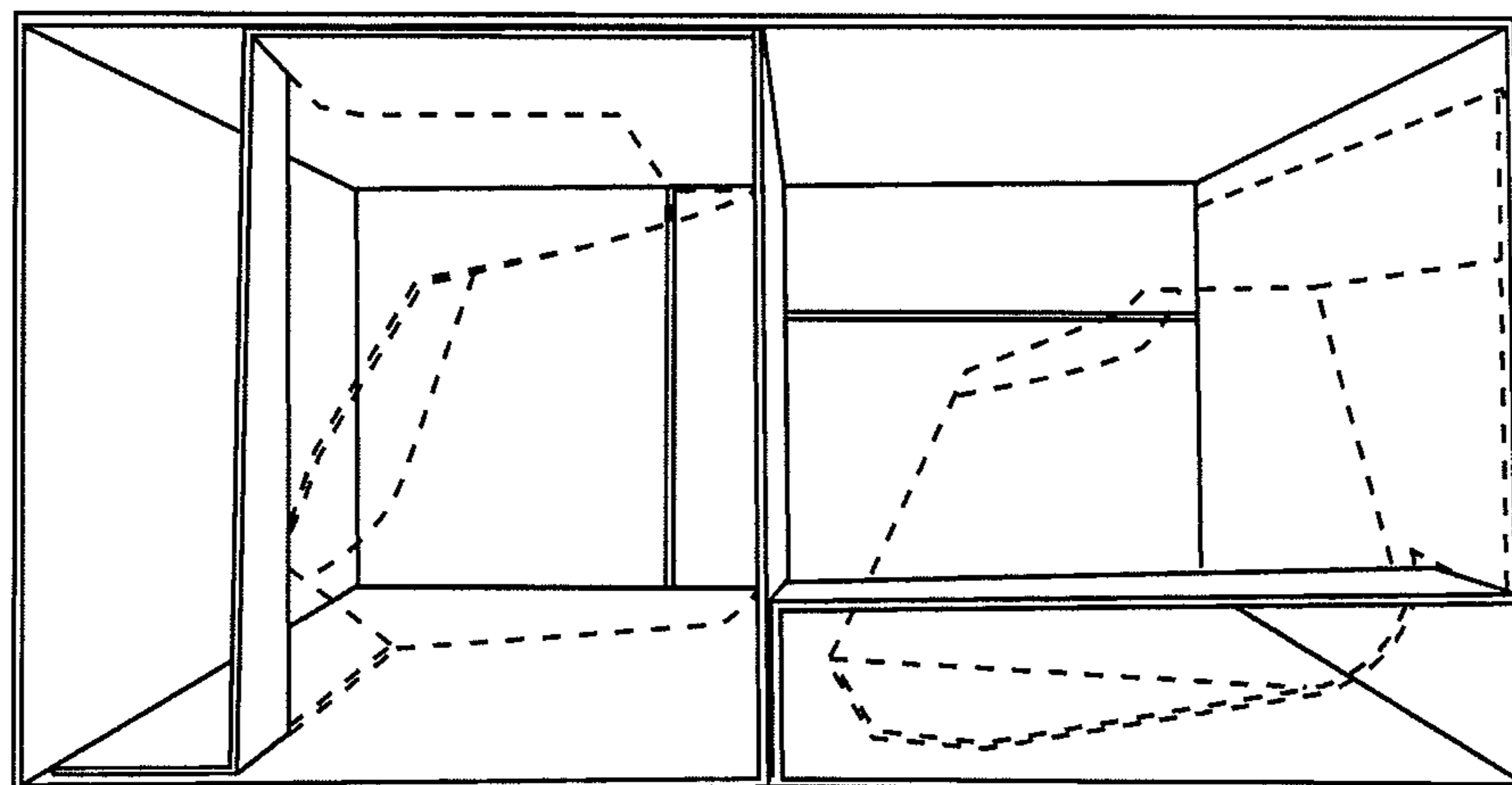


FIG. 7