



US00D685643S

(12) **United States Design Patent**
Kallenbach et al.

(10) **Patent No.:** **US D685,643 S**
(45) **Date of Patent:** **** Jul. 9, 2013**

(54) **CONTAINER**

(75) Inventors: **Jason Kallenbach**, Akron, OH (US);
Carolee Kam Yung Young, Sullivan,
OH (US); **Kara Marie Buckler**, Akron,
OH (US); **Tamara Fynan**, Akron, OH
(US); **James Joseph Miller**, Barberton,
OH (US); **Gary Irvin Voss**, Medina, OH
(US)

(73) Assignee: **The J.M. Smucker Company**, Orrville,
OH (US)

(**) Term: **14 Years**

(21) Appl. No.: **29/427,349**

(22) Filed: **Jul. 17, 2012**

(51) **LOC (9) Cl.** **09-01**

(52) **U.S. Cl.**

USPC **D9/534; D9/528**

(58) **Field of Classification Search**

USPC **D9/516, 522, 523, 528, 530, 531,**
D9/534, 550, 551, 556, 571, 572, 575;
215/381-385; 220/660, 669, 675

See application file for complete search history.

(56) **References Cited**

U.S. PATENT DOCUMENTS

D199,643 S	11/1964	Roberts	
D204,702 S	5/1966	Nixon	
D257,581 S	12/1980	Hayes	
D278,030 S	3/1985	Drummond	
D305,871 S	2/1990	Geiger	
D358,098 S	5/1995	Carre et al.	
D391,490 S	3/1998	Wilson	
5,725,309 A *	3/1998	Robinson	383/7
D422,493 S *	4/2000	Clarke	D9/658
D547,997 S	8/2007	Parcels	
D551,556 S	9/2007	Kaminski	
D576,045 S	9/2008	LeVasseur et al.	
D576,046 S	9/2008	Cardinal et al.	

D578,397 S	10/2008	Caldwell	
D592,959 S	5/2009	Caldwell	
D594,749 S	6/2009	Caldwell	
D595,588 S	7/2009	Caldwell	
D596,947 S	7/2009	Mengeu et al.	
D597,843 S	8/2009	Franzolin et al.	
D597,844 S	8/2009	Franzolin et al.	
D598,746 S	8/2009	Caldwell	
D599,210 S *	9/2009	Caldwell	D9/523
D610,909 S	3/2010	Caldwell	
D617,199 S	6/2010	Watson et al.	
D621,714 S	8/2010	Watson et al.	
D654,800 S	2/2012	Geeraert et al.	
D655,173 S	3/2012	Encisco et al.	
D657,258 S	4/2012	Geeraert et al.	
D657,681 S	4/2012	Manderfield et al.	
D658,500 S	5/2012	Haupt	

(Continued)

Primary Examiner — Keli L Hill

(74) *Attorney, Agent, or Firm* — Calfee, Halter & Griswold
LLP

(57) **CLAIM**

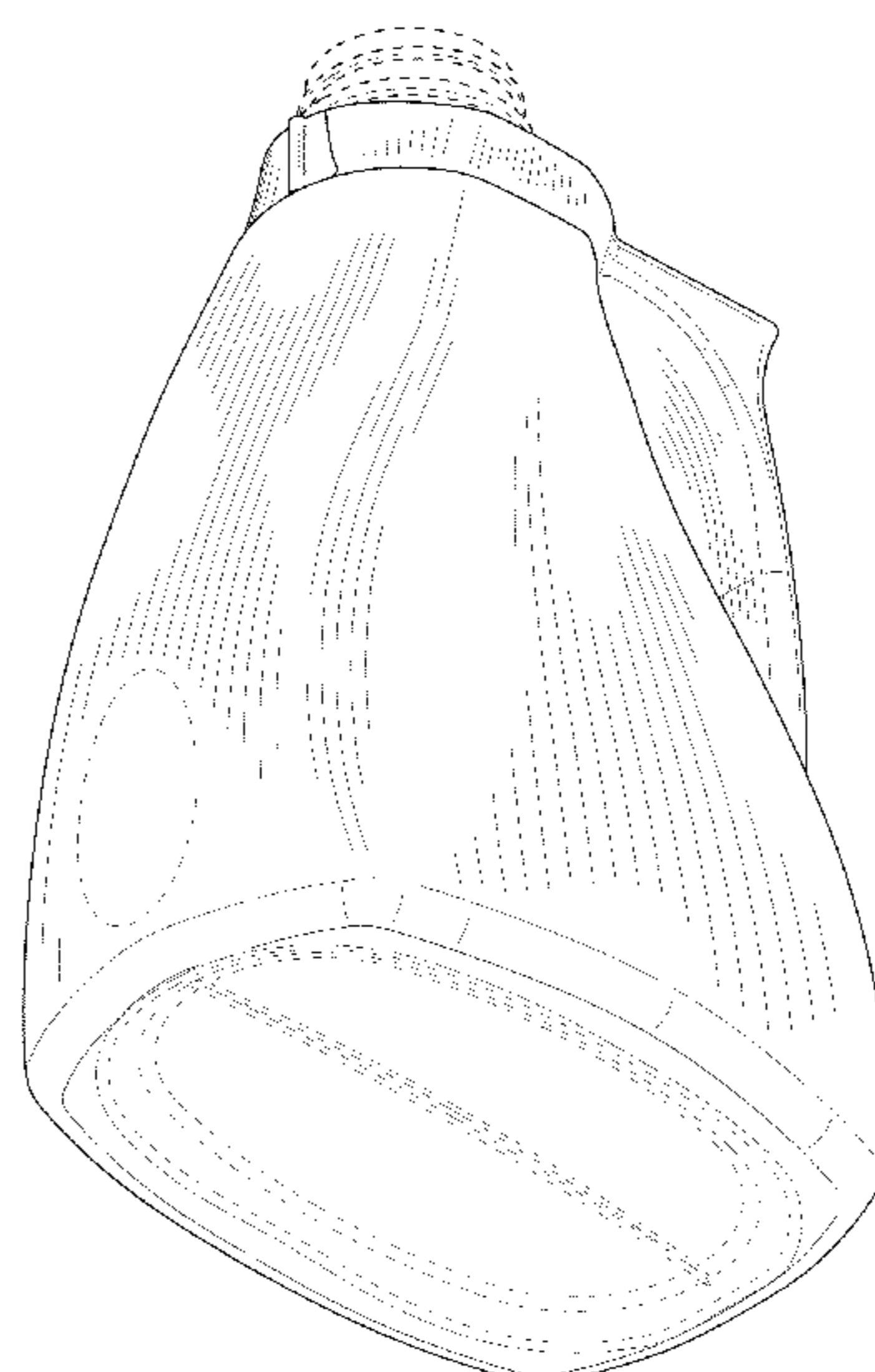
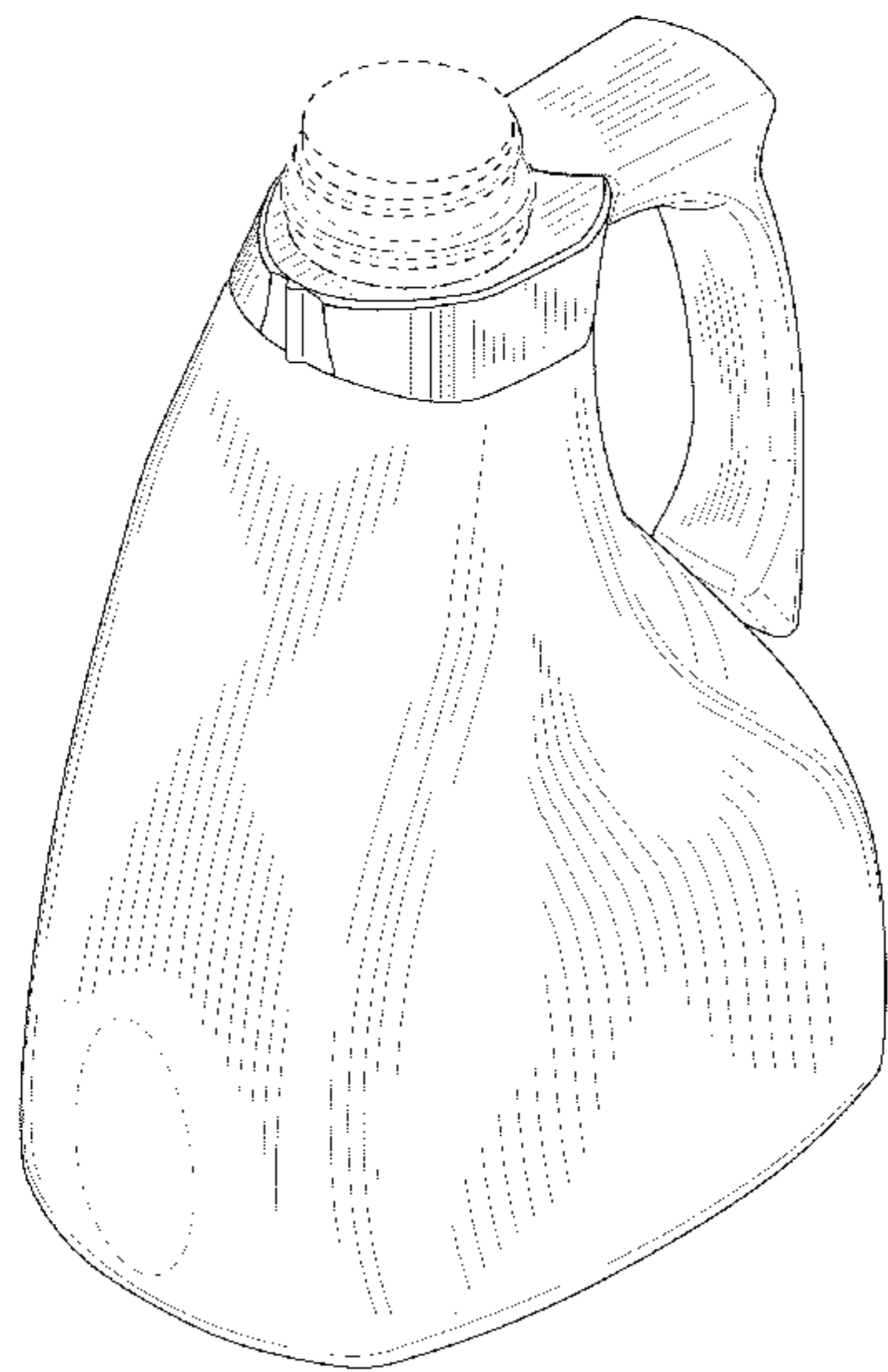
We claim the ornamental design for a container, as shown and described.

DESCRIPTION

FIG. 1 is a front/right/top perspective view of the container;
FIG. 2 is a front/right/bottom perspective view thereof;
FIG. 3 is a front elevational view thereof;
FIG. 4 is a rear elevational view thereof;
FIG. 5 is a left side elevational view thereof, for which a right
side elevational view would be a mirror image thereof;
FIG. 6 is a top plan view thereof; and,
FIG. 7 is a bottom plan view thereof.

The dash-dot lines and broken lines immediately adjacent the
shaded areas represent the bounds of the claimed design,
while all other broken lines are directed to environment; the
dash-dot lines and broken lines form no part of the claimed
design.

1 Claim, 6 Drawing Sheets



US D685,643 S

Page 2

U.S. PATENT DOCUMENTS

D660,710 S 5/2012 Kallenbach et al.
D662,826 S 7/2012 Kallenbach et al.

D663,213 S 7/2012 Kallenbach et al.
D668,957 S 10/2012 Kallenbach et al.

* cited by examiner



FIG. 1



FIG. 2

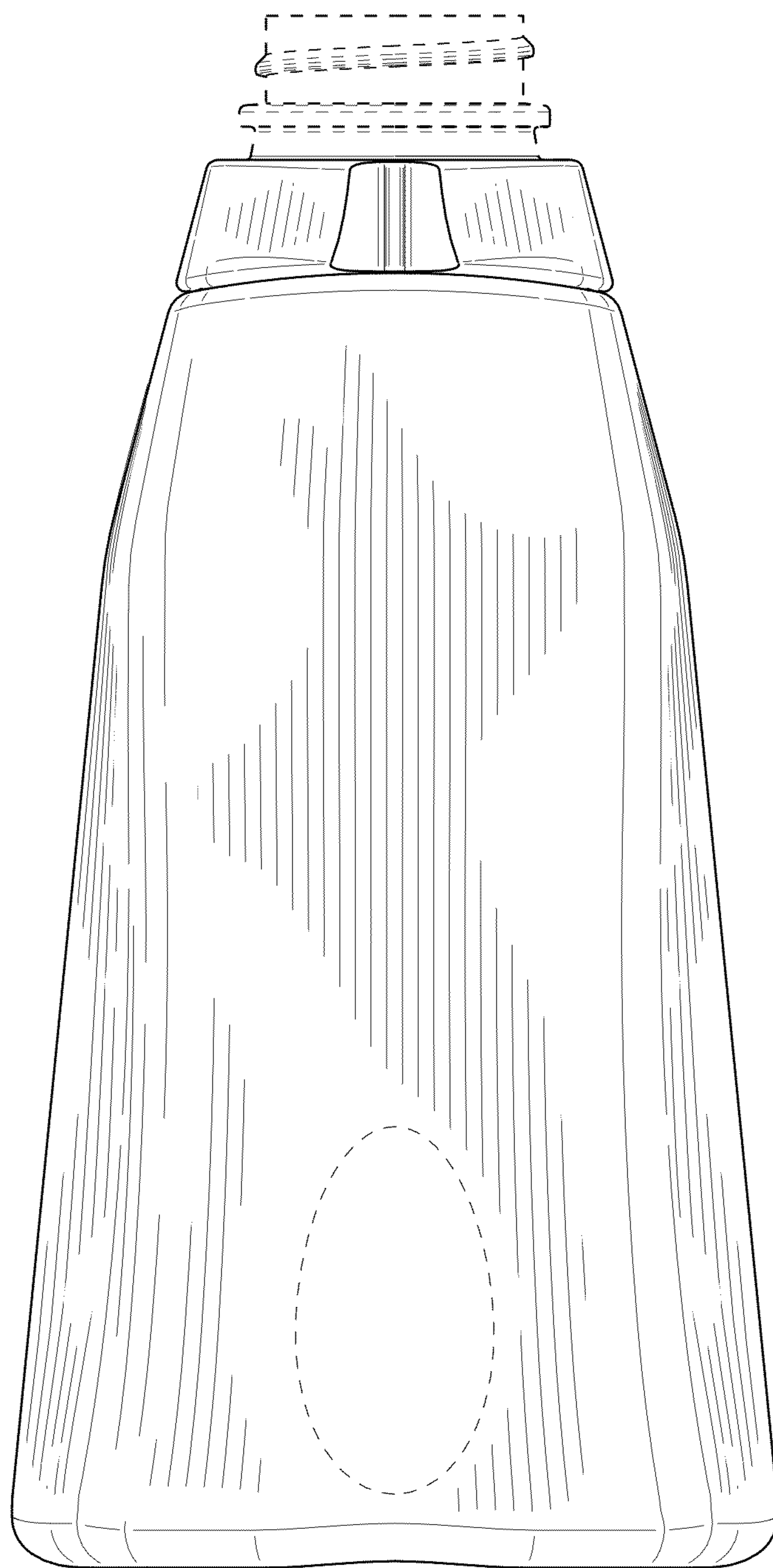


FIG. 3

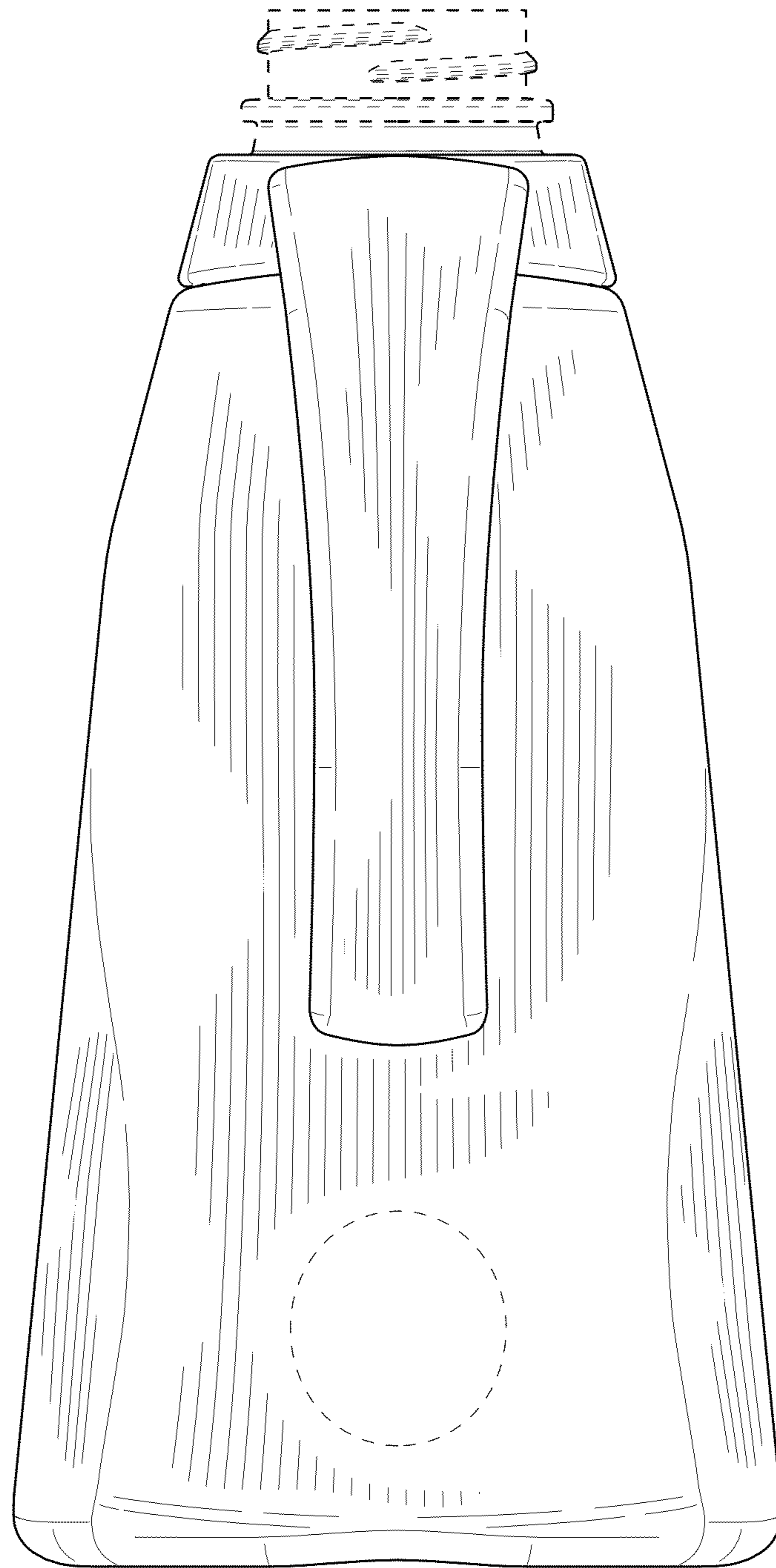


FIG. 4

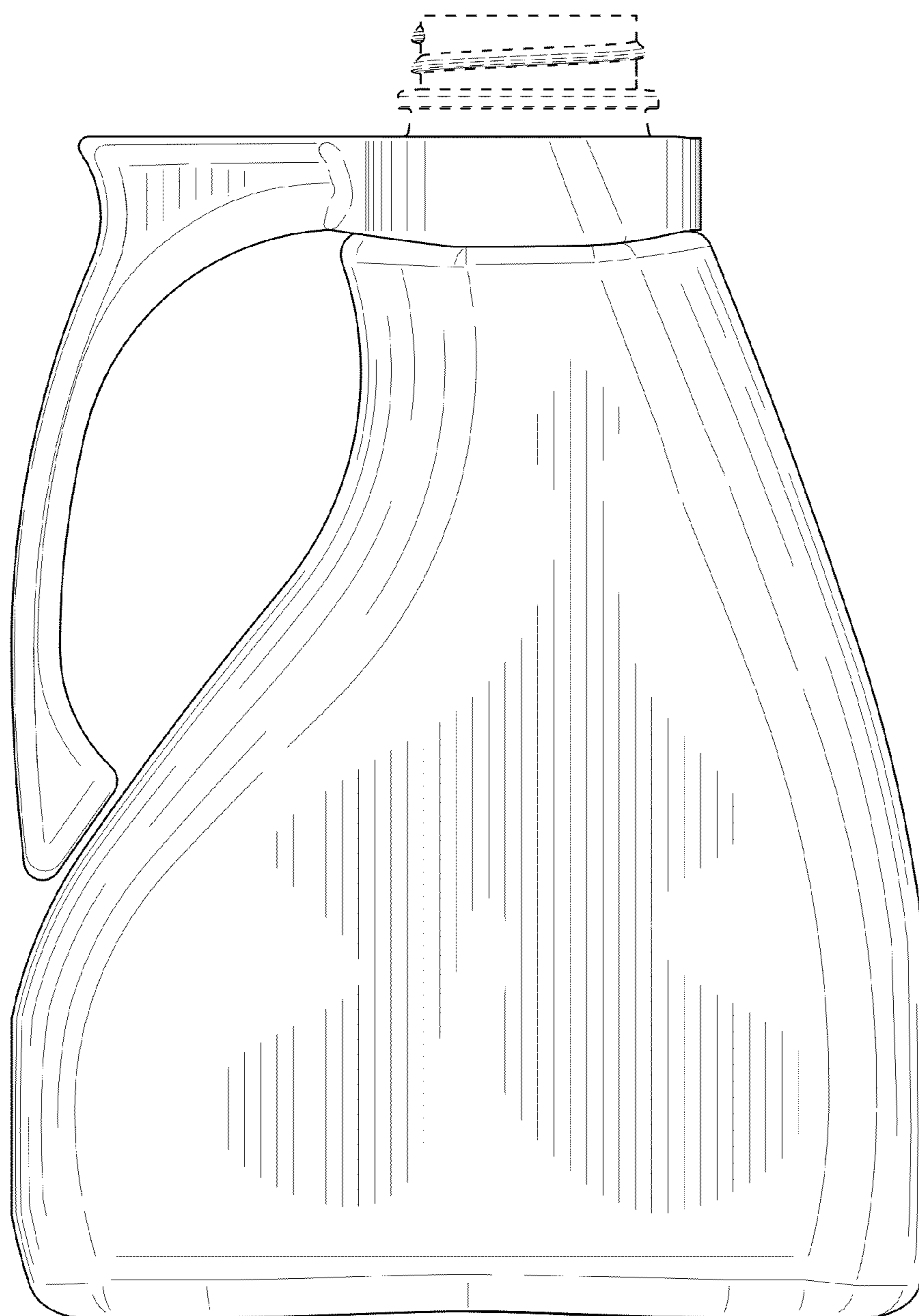


FIG. 5

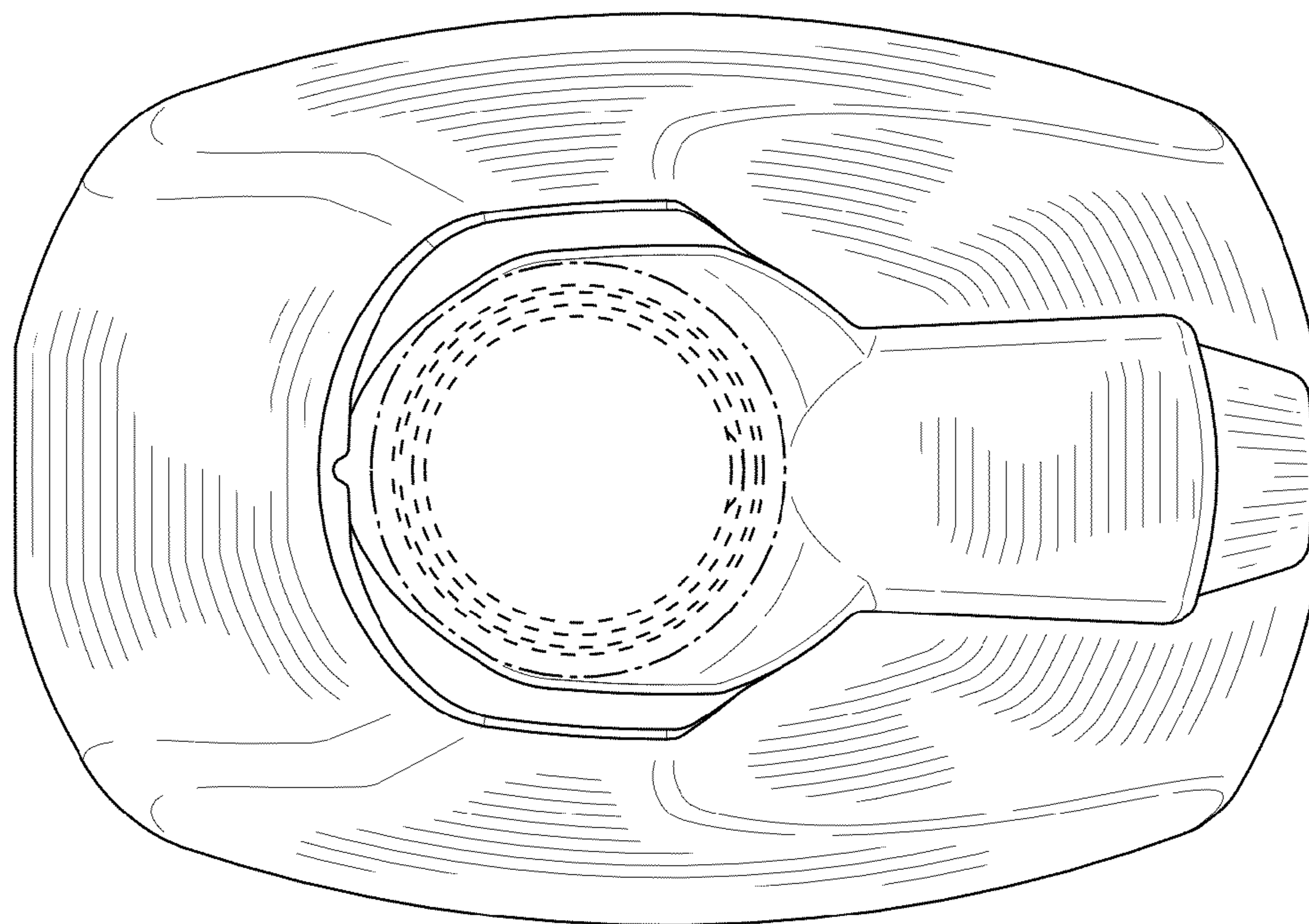


FIG. 6

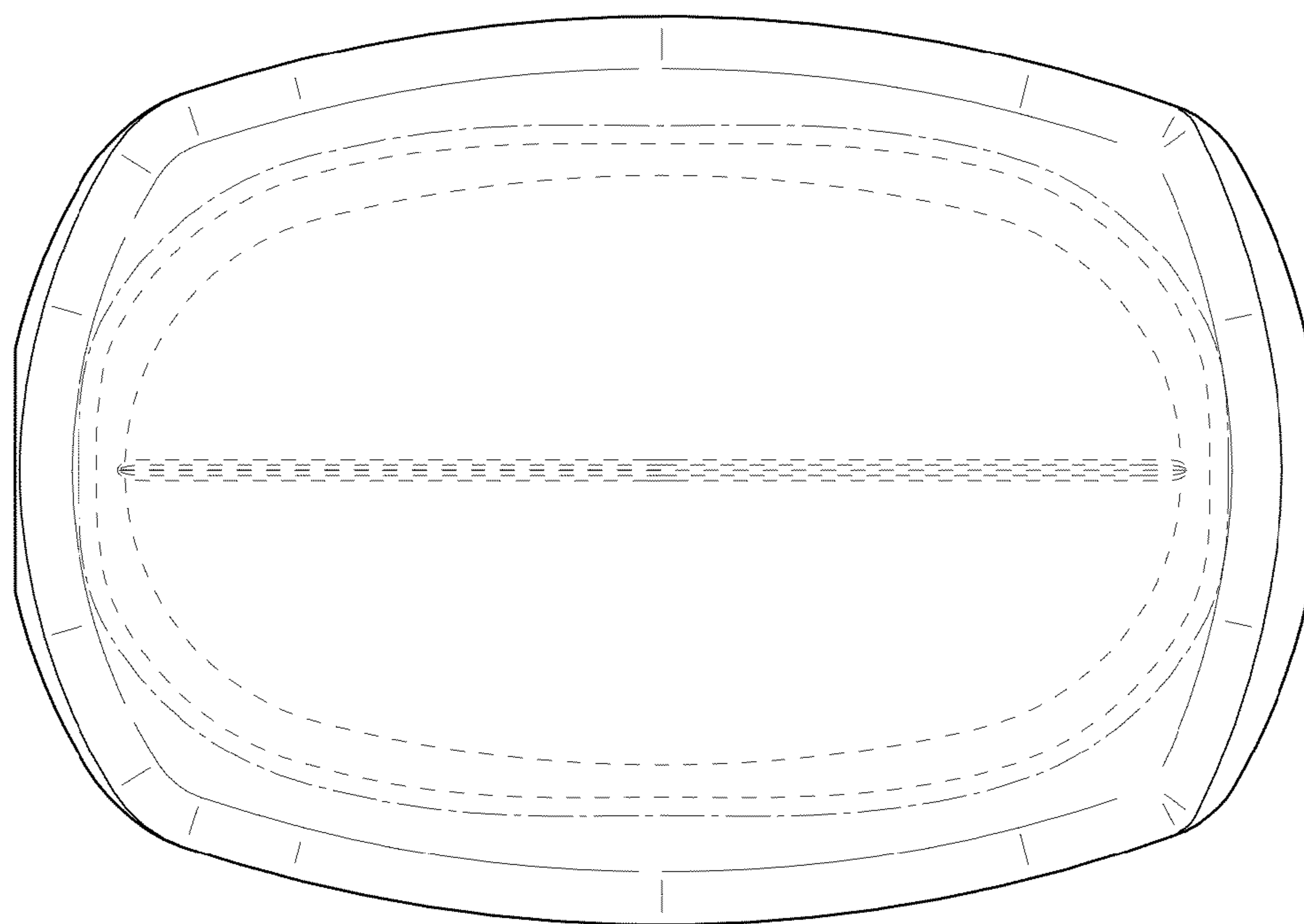


FIG. 7