



US00D685642S

(12) **United States Design Patent**
Leslie et al.

(10) **Patent No.:** **US D685,642 S**
(45) **Date of Patent:** **** Jul. 9, 2013**

(54) **CONTAINER**

(75) Inventors: **Stuart Leslie**, Larchmont, NY (US);
Jason Billig, Mount Vernon, NY (US);
Dwayne S. Jackson, Des Plaines, IL
(US); **Robert J. Stave**, Ridgefield, CT
(US); **Anne E. Nixon**, Fairfield, CT (US)

(73) Assignee: **The Sun Products Corporation**,
Wilton, CT (US)

(**) Term: **14 Years**

(21) Appl. No.: **29/419,165**

(22) Filed: **Apr. 25, 2012**

(51) **LOC (9) Cl.** **09-01**

(52) **U.S. Cl.**
USPC **D9/528**

(58) **Field of Classification Search**
USPC D9/516, 523, 528, 541, 543, 552,
D9/559, 560, 563, 565, 571, 434-436, 447;
215/381-385; 220/660, 669, 675
See application file for complete search history.

(56) **References Cited**

U.S. PATENT DOCUMENTS

D259,462 S *	6/1981	Daenen et al.	D10/46.2
D274,776 S *	7/1984	Molloy et al.	D7/691
D358,098 S *	5/1995	Carre et al.	D9/529
D373,533 S	9/1996	Lathrop et al.	
D373,534 S	9/1996	Lathrop et al.	
D374,179 S	10/1996	Lathrop et al.	
D414,422 S *	9/1999	Beaver	D9/528
6,398,076 B1	6/2002	Giblin et al.	
D462,616 S *	9/2002	Scheida	D9/528
6,968,980 B2	11/2005	Giblin et al.	
D540,172 S *	4/2007	Haller et al.	D9/516
D543,861 S	6/2007	Garcia-Ruiz	
7,225,939 B2	6/2007	Casscles et al.	

D547,194 S	7/2007	Masotta et al.	
D549,578 S	8/2007	Maffeo et al.	
D556,039 S *	11/2007	Heller et al.	D9/528
D567,600 S *	4/2008	Matsumura et al.	D7/691
D576,882 S *	9/2008	Meeker et al.	D9/516
D580,268 S *	11/2008	Roman et al.	D9/516
D613,608 S *	4/2010	Floyd et al.	D9/528
D621,713 S *	8/2010	Wilkum et al.	D9/528
D627,231 S	11/2010	Lee et al.	
D658,499 S *	5/2012	Wycoff	D9/528
D659,001 S *	5/2012	Enciso et al.	D9/528
D663,213 S *	7/2012	Kallenbach et al.	D9/528
D676,326 S *	2/2013	Kersten	D9/528
D677,165 S *	3/2013	Kersten	D9/528

* cited by examiner

Primary Examiner — Keli L Hill

(74) *Attorney, Agent, or Firm* — Sterne, Kessler, Goldstein & Fox P.L.L.C.

(57) **CLAIM**

The ornamental design for a container, as shown and described.

DESCRIPTION

FIG. 1 is a front perspective view of a container showing our new design;
FIG. 2 is a left side view thereof;
FIG. 3 is a right side view thereof;
FIG. 4 is a rear view thereof, the front view being a mirror image thereof;
FIG. 5 is a top plan view thereof;
FIG. 6 is a bottom plan view thereof; and,
FIG. 7 is a bottom perspective view thereof.
The broken lines shown are included for the purpose of illustrating the unclaimed portions of the container and form no part of the claim. The shading in the figures is intended to show contour and transparency or translucency and not surface ornamentation.

1 Claim, 7 Drawing Sheets

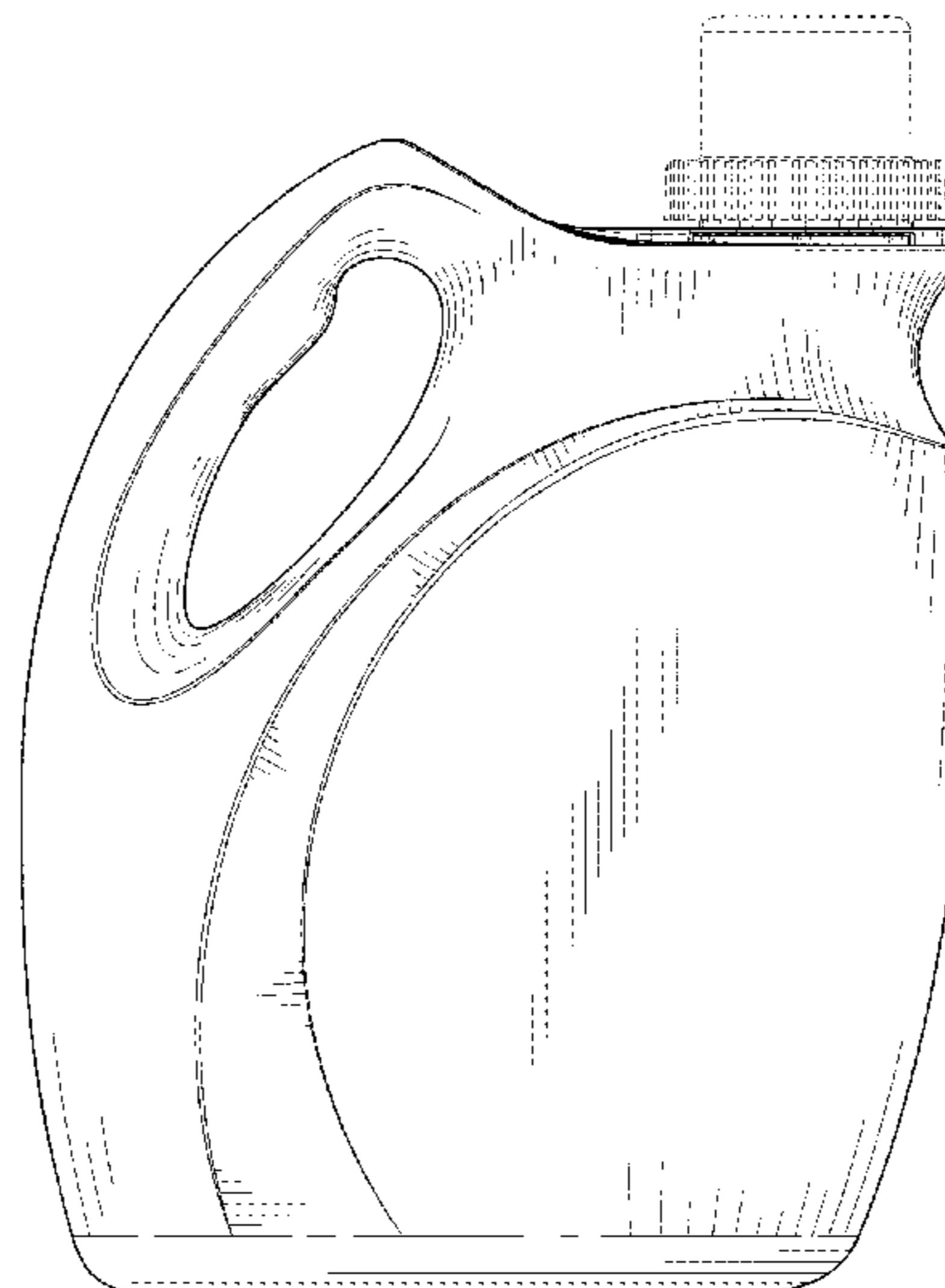
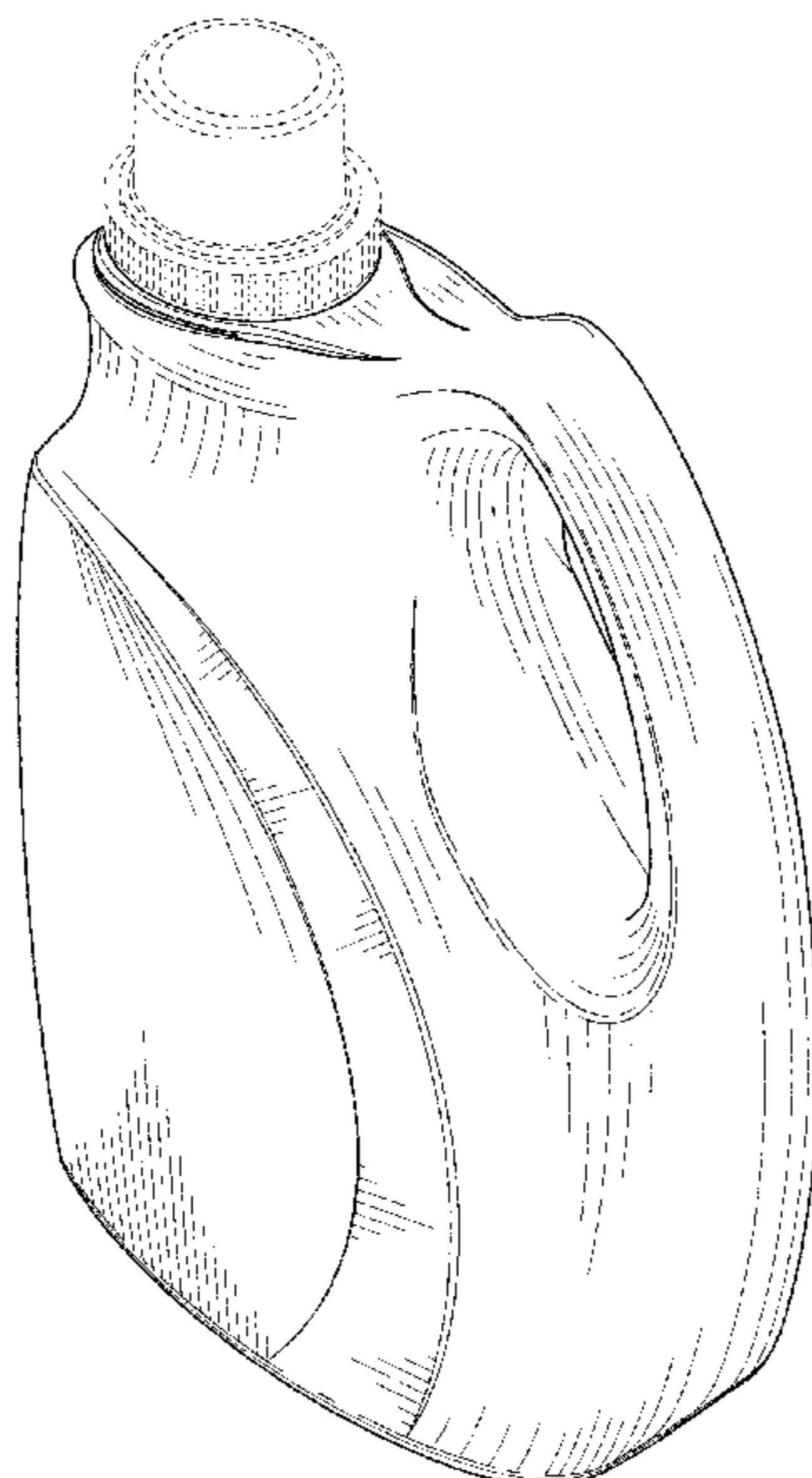




FIG. 1

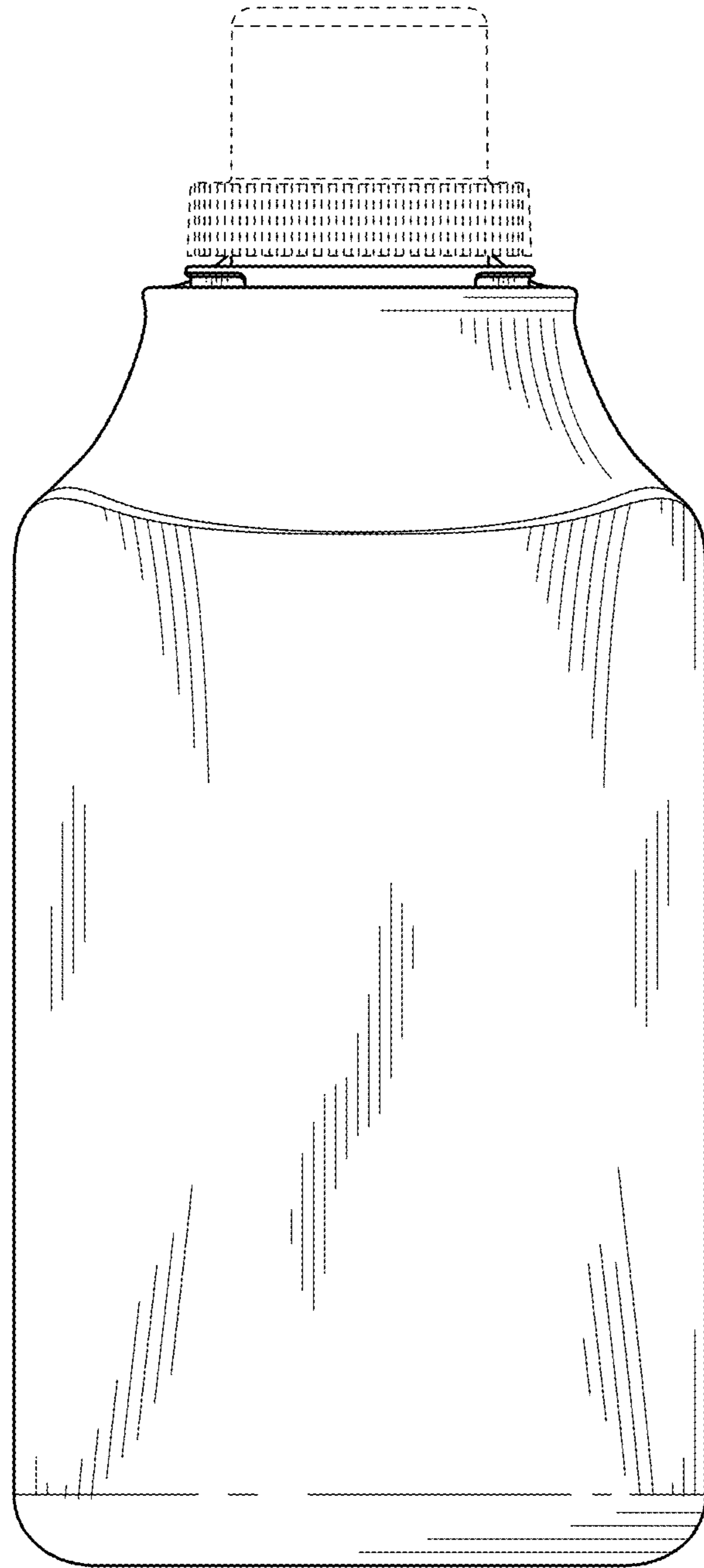


FIG. 2

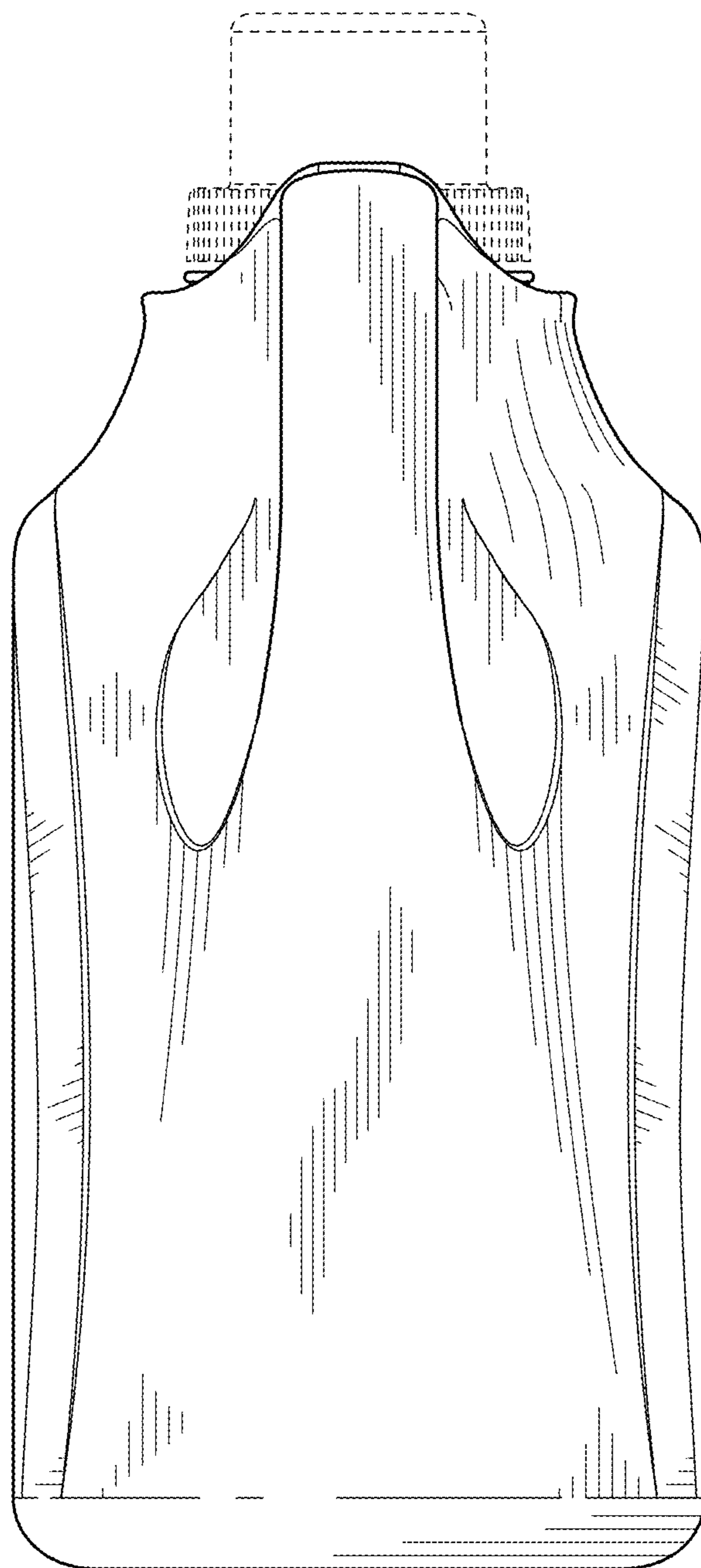


FIG. 3

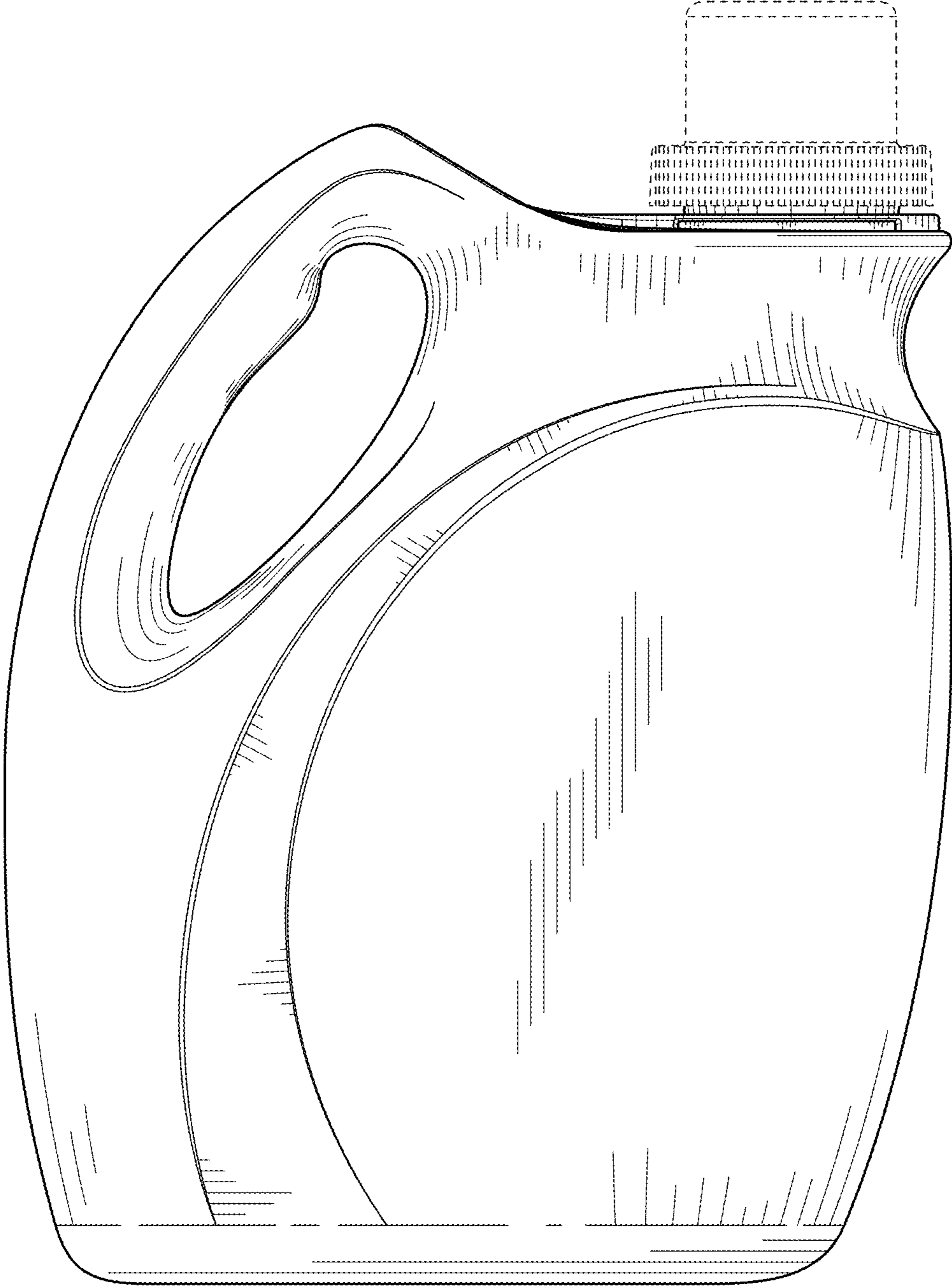


FIG. 4

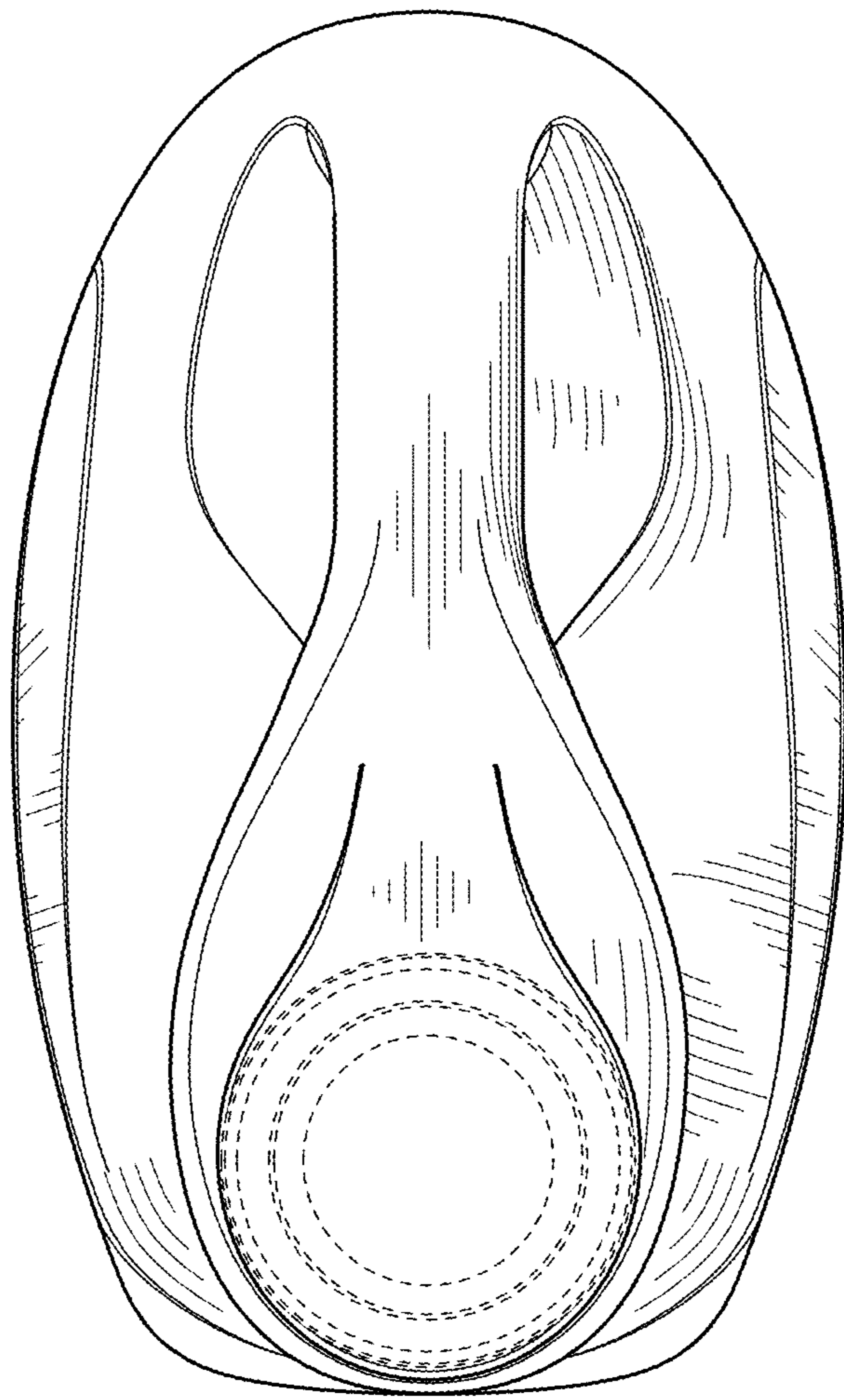


FIG. 5

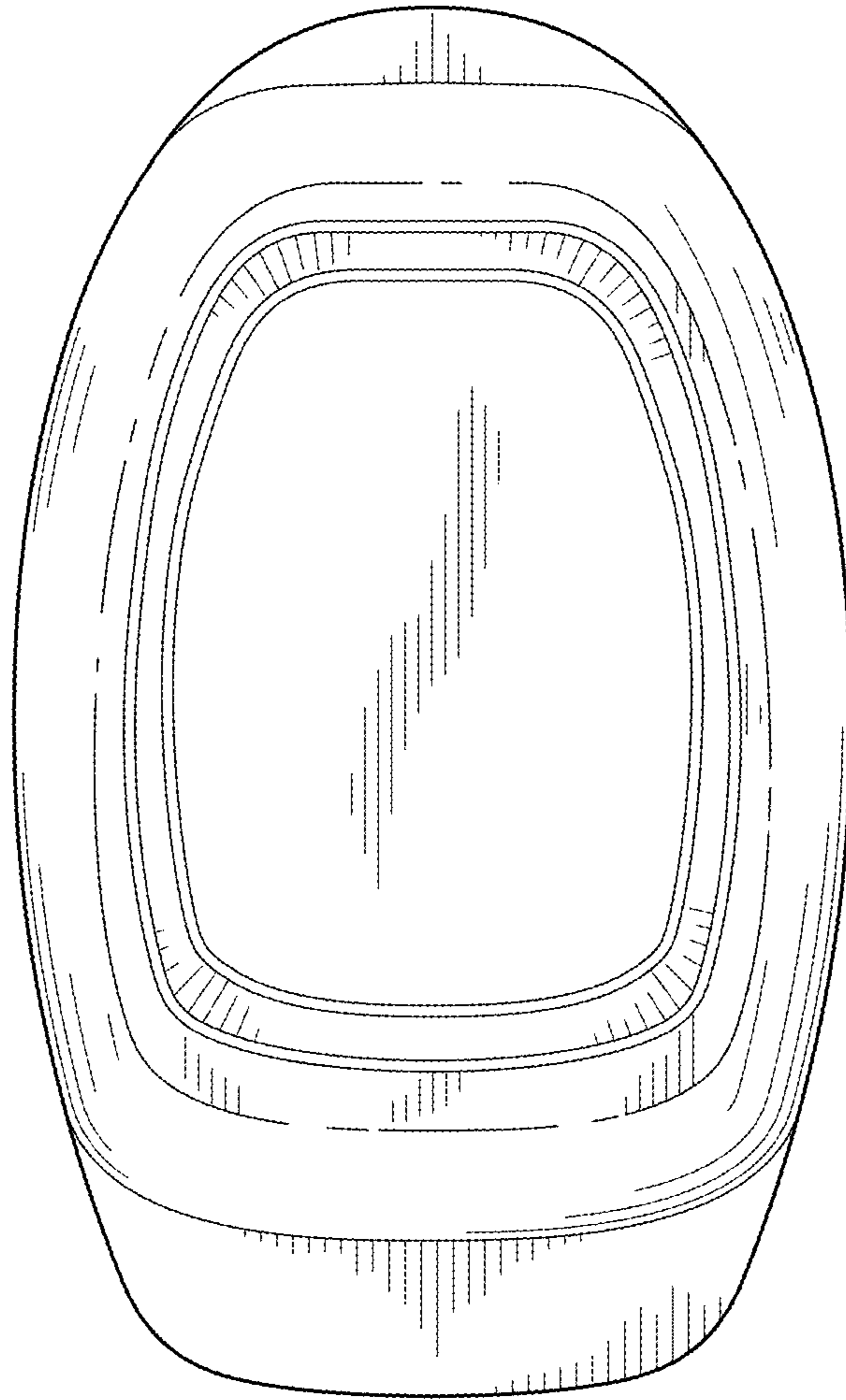


FIG. 6

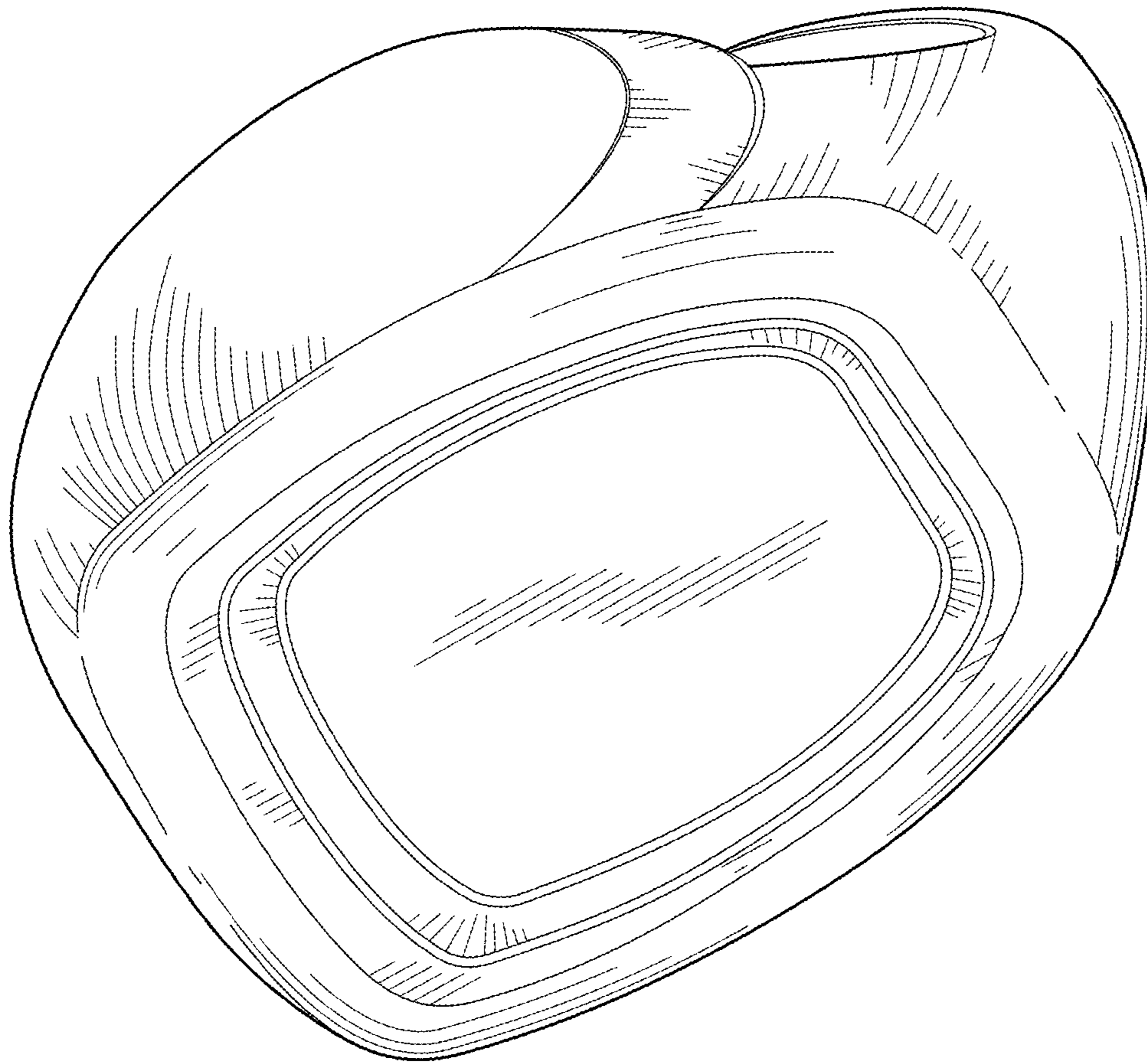


FIG. 7