



US00D685633S

(12) **United States Design Patent**
Thomas

(10) **Patent No.:** **US D685,633 S**
(45) **Date of Patent:** **** Jul. 9, 2013**

(54) **CONTAINER FOR A SNACK FOOD KIT**

(75) Inventor: **Haley Thomas**, Tiffin, OH (US)

(73) Assignee: **Ballreich Bros., Inc.**, Tiffin, OH (US)

(**) Term: **14 Years**

(21) Appl. No.: **29/432,111**

(22) Filed: **Sep. 13, 2012**

(51) **LOC (9) Cl.** **09-03**

(52) **U.S. Cl.**
USPC **D9/431; D9/416**

(58) **Field of Classification Search**
USPC D9/414, 416, 418, 420–424, 430–433;
D3/272; 206/267, 269, 270, 273, 299, 421,
206/454, 457, 737, 740, 822, 775–778, 784;
229/100, 101, 101.3, 106, 108–122, 114–117,
229/117.05–117.09, 117.24, 117.26, 221,
229/222, 227, 902, 939, 941, 942

See application file for complete search history.

(56) **References Cited**

U.S. PATENT DOCUMENTS

618,628	A *	1/1899	Walter	206/0.815
720,864	A *	2/1903	Walter	206/0.815
1,160,601	A *	11/1915	Hart	229/115
1,509,809	A *	9/1924	Kaufman	229/117.14
1,532,316	A *	4/1925	Kaufman	229/117.06
3,237,838	A *	3/1966	Elias	229/122.27
4,243,171	A *	1/1981	Prin	229/117.16
D267,474	S *	1/1983	Maroszek	D9/418
D333,781	S *	3/1993	Kobel	D9/734
D350,692	S *	9/1994	Seki	D9/636
D425,413	S *	5/2000	Heeley et al.	D9/415

D425,788	S *	5/2000	Teasdale et al.	D9/418
D442,083	S *	5/2001	Hoffman et al.	D9/431
D462,903	S *	9/2002	Yuen	D9/432
D464,878	S *	10/2002	Thompson	D9/418
6,478,216	B2 *	11/2002	Wiat	229/101
D488,062	S *	4/2004	Shannon	D9/418
D492,594	S *	7/2004	Nash	D9/415
D618,543	S *	6/2010	Polaski et al.	D9/418
2003/0111521	A1 *	6/2003	Holmes	229/117

* cited by examiner

Primary Examiner — Susan Bennett Hattan

Assistant Examiner — Vy Koenig

(74) *Attorney, Agent, or Firm* — Fraser, Clemens, Martin & Miller LLC; Jacob M. Ward

(57) **CLAIM**

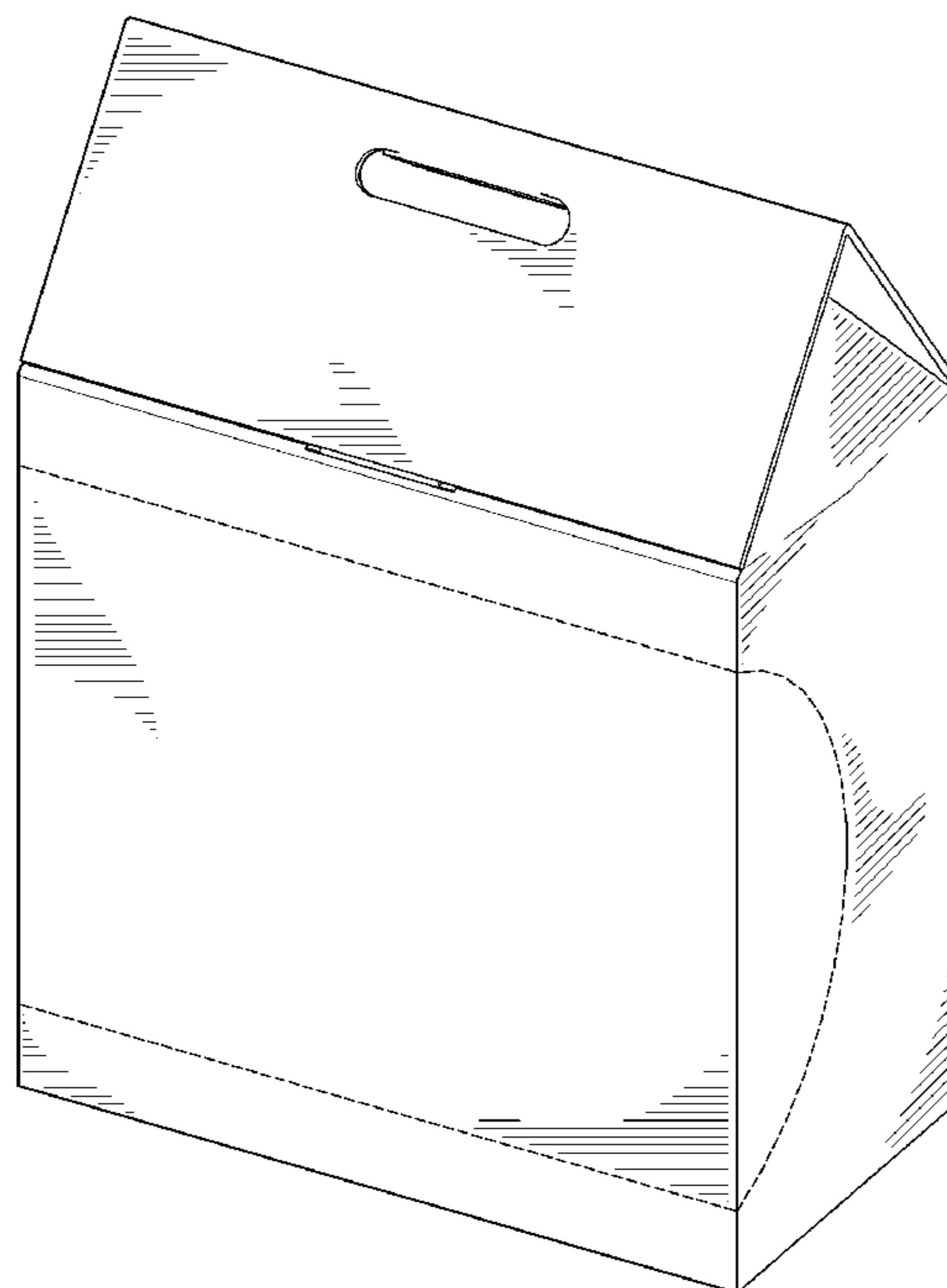
The ornamental design for a container for a snack food kit, as shown and described.

DESCRIPTION

FIG. 1 is perspective view of a container for a snack food kit; FIG. 2 is a rear elevational view of the container of FIG. 1; FIG. 3 is a front elevational view of the container of FIG. 1; FIG. 4 is a top plan view thereof; FIG. 5 is a bottom plan view thereof; FIG. 6 is a left side elevational view thereof; and, FIG. 7 is a right side elevational view thereof.

The ornamental design which is claimed is shown in solid lines in the drawings. The broken lines shown in the drawings are perforations, and also form part of the claimed design.

1 Claim, 5 Drawing Sheets



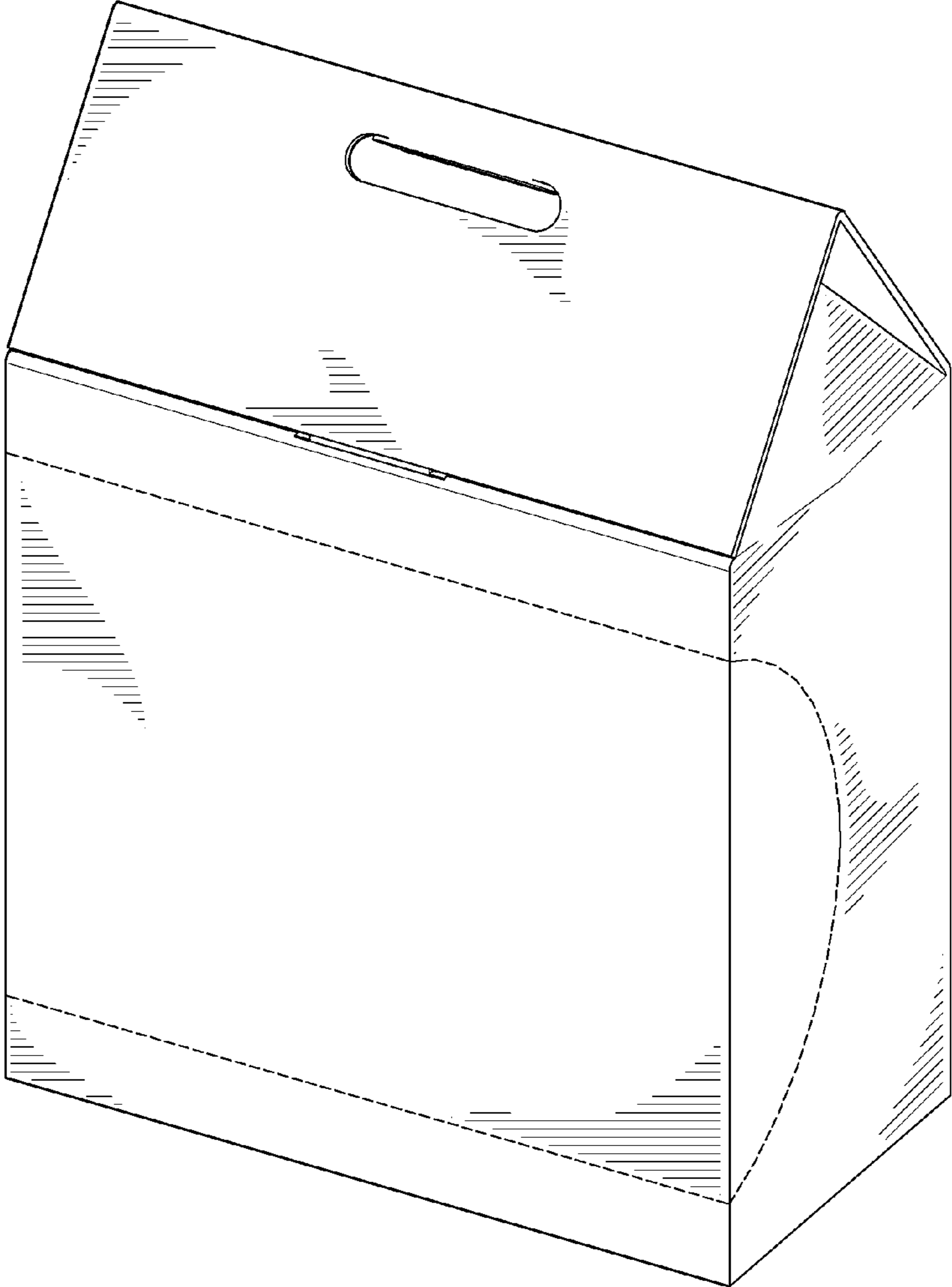


FIG. 1




FIG. 2




FIG. 3

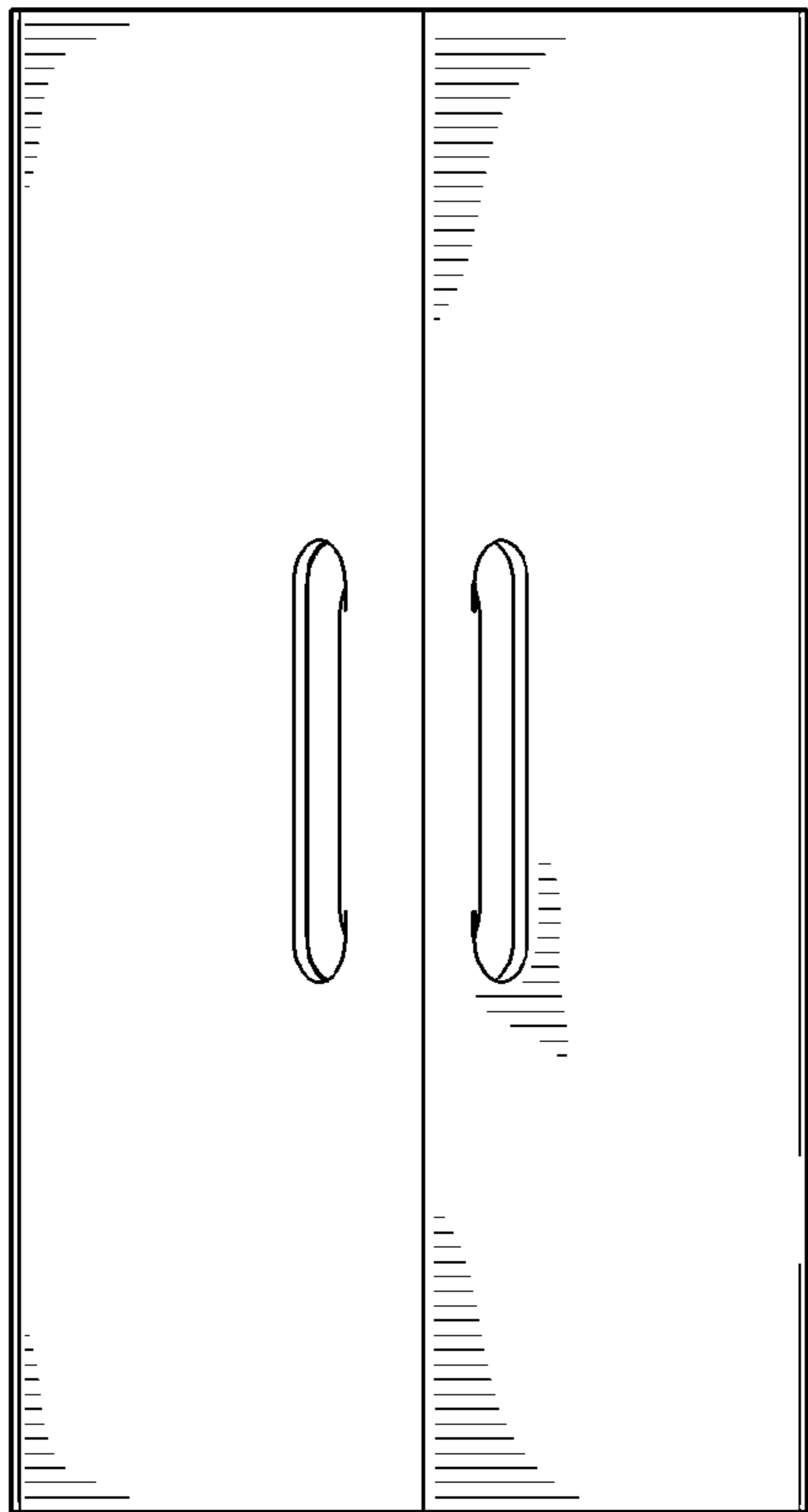


FIG. 4

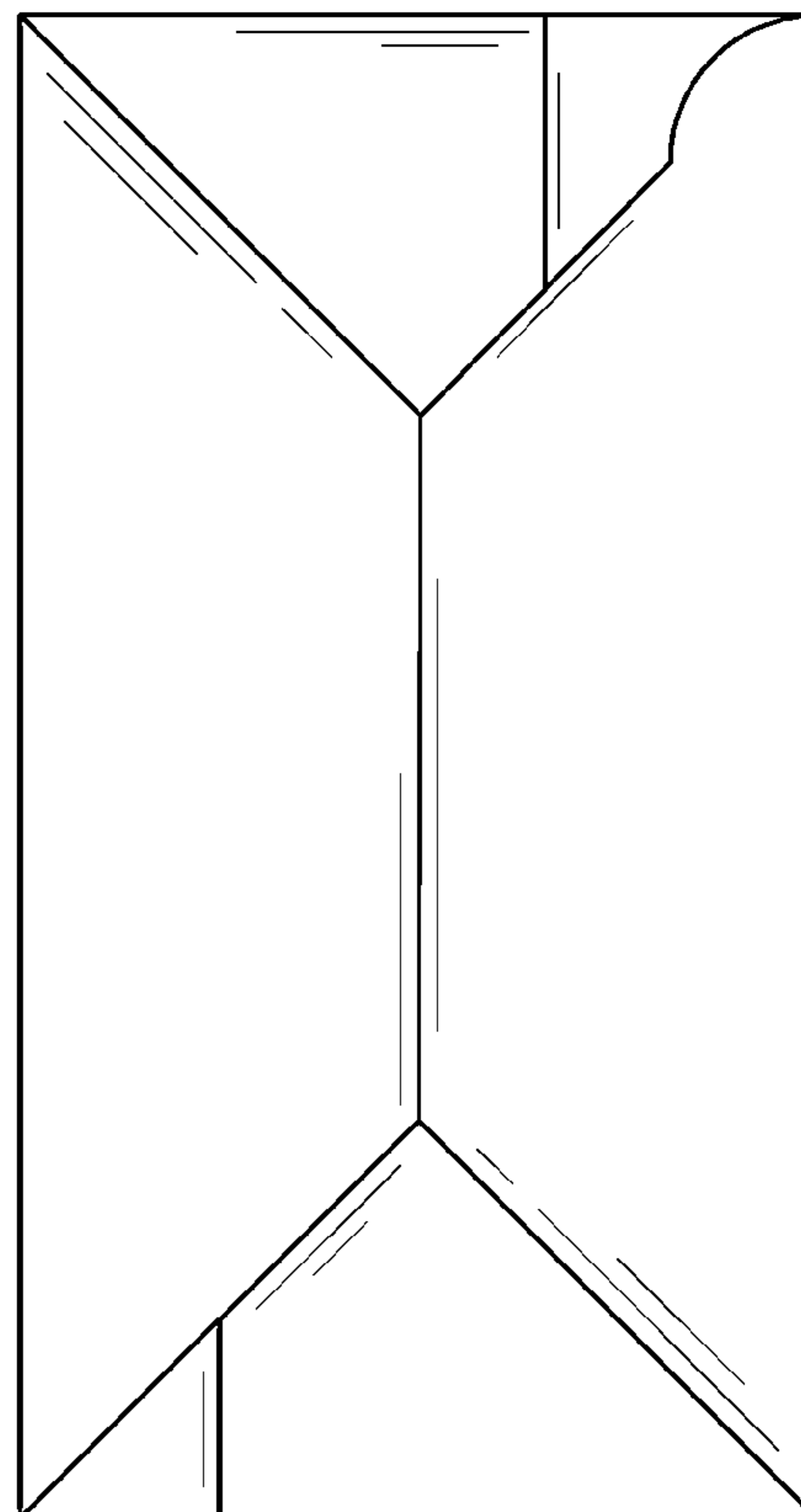


FIG. 5

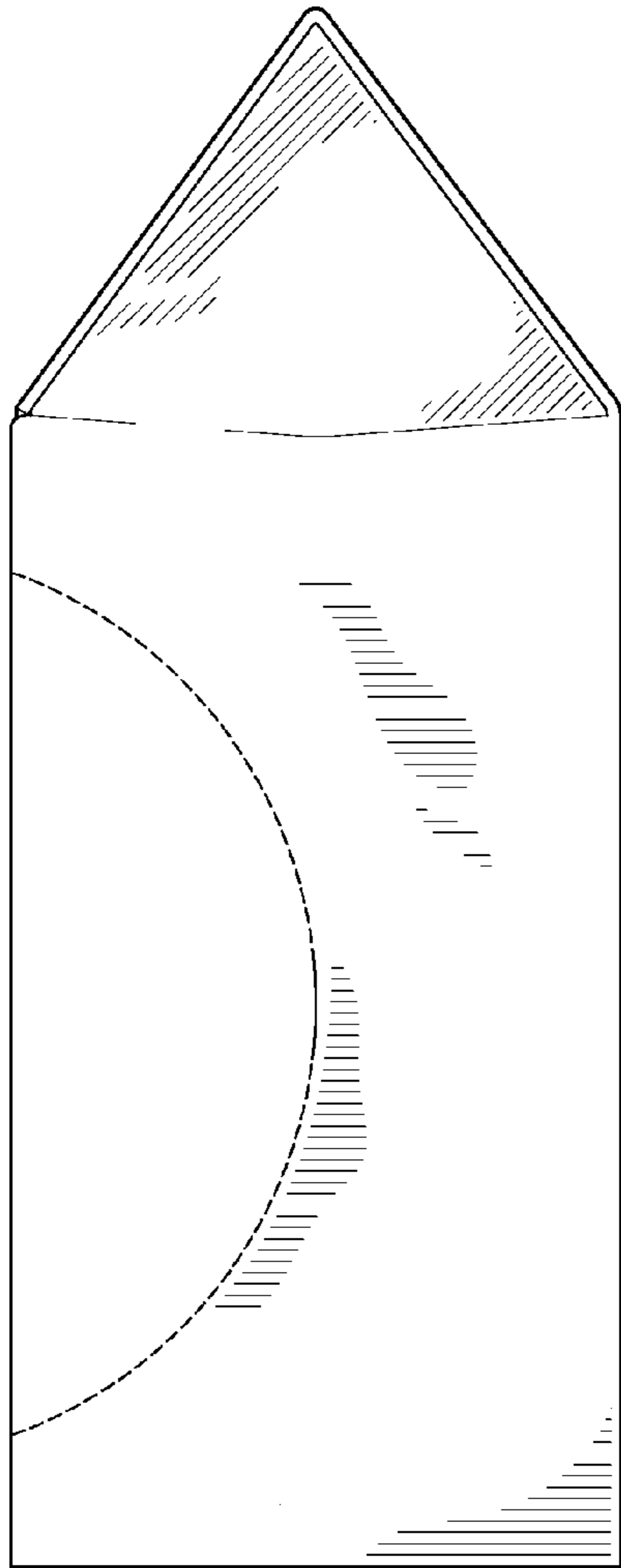


FIG. 6

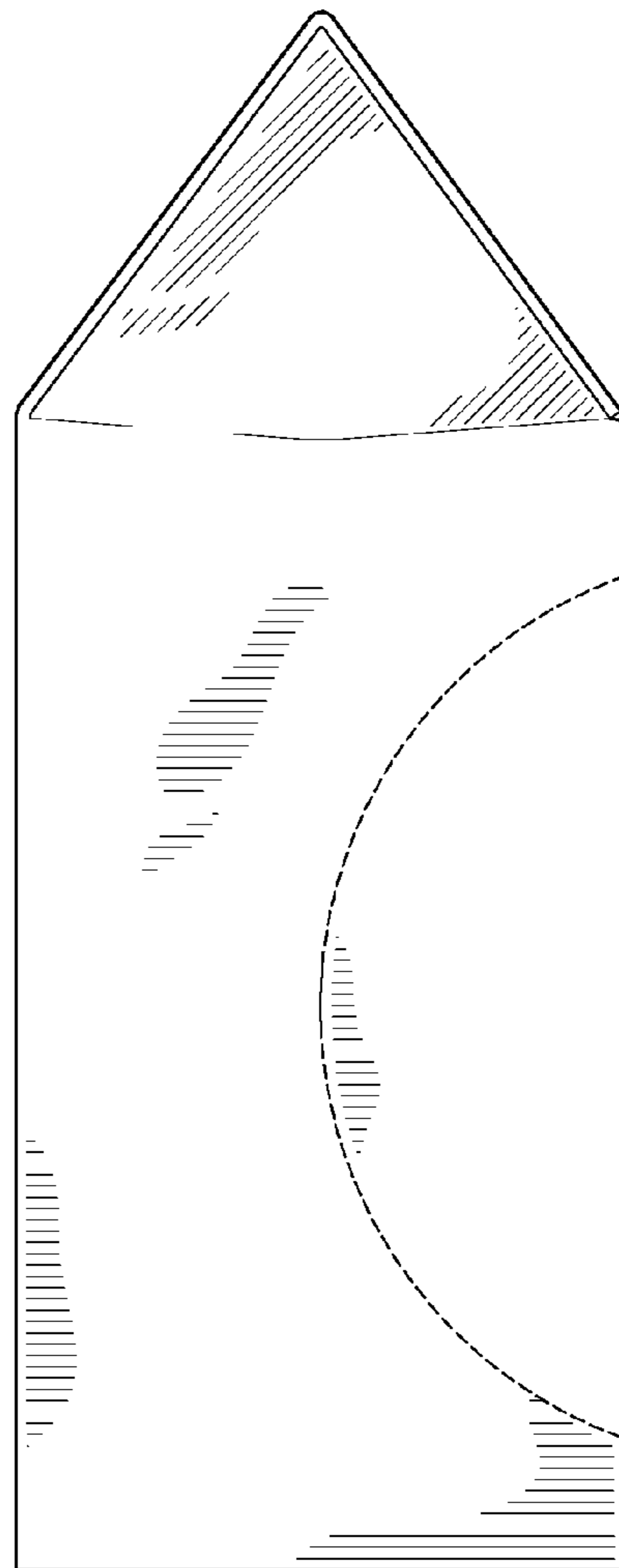


FIG. 7