



US00D685616S

(12) **United States Design Patent**
DeMaio

(10) **Patent No.:** **US D685,616 S**

(45) **Date of Patent:** **** Jul. 9, 2013**

(54) **CHESTNUT CUTTER**

D583,634 S 12/2008 Ng
D626,385 S 11/2010 Mixdorf
D652,694 S 1/2012 de Bretton Gordon

(71) Applicant: **Frank DeMaio**, Garden City, NY (US)

* cited by examiner

(72) Inventor: **Frank DeMaio**, Garden City, NY (US)

Primary Examiner — Terry Wallace

(**) Term: **14 Years**

(74) *Attorney, Agent, or Firm* — QuickPatents; Kevin Prince

(21) Appl. No.: **29/444,154**

(57) **CLAIM**

I claim the ornamental design for a chestnut cutter, as shown and described.

(22) Filed: **Jan. 26, 2013**

DESCRIPTION

(51) **LOC (9) Cl.** **07-06**

(52) **U.S. Cl.**

USPC **D7/680**; D7/679

(58) **Field of Classification Search**

USPC D7/680, 508, 679; 30/120.1–120.5;
99/568–582

See application file for complete search history.

FIG. 1 is a top perspective view of a chestnut cutter, showing my new design;

FIG. 2 is a bottom perspective view of FIG. 1, showing a blade in a retracted position;

FIG. 3 is a front elevational view of FIG. 1, showing a spring under a head, the rear elevational view being a mirror image thereof;

FIG. 4 is a left-side elevational view of FIG. 1, showing the spring under the head, the right-side elevational view being a mirror image thereof;

FIG. 5 is a top plan view thereof;

FIG. 6 is a bottom plan view thereof;

FIG. 7 is a bottom perspective view thereof, showing the blade in an extended position.

FIG. 8 is a front elevational view of FIG. 7, showing the blade in the extended position, the rear elevational view being a mirror image thereof; and,

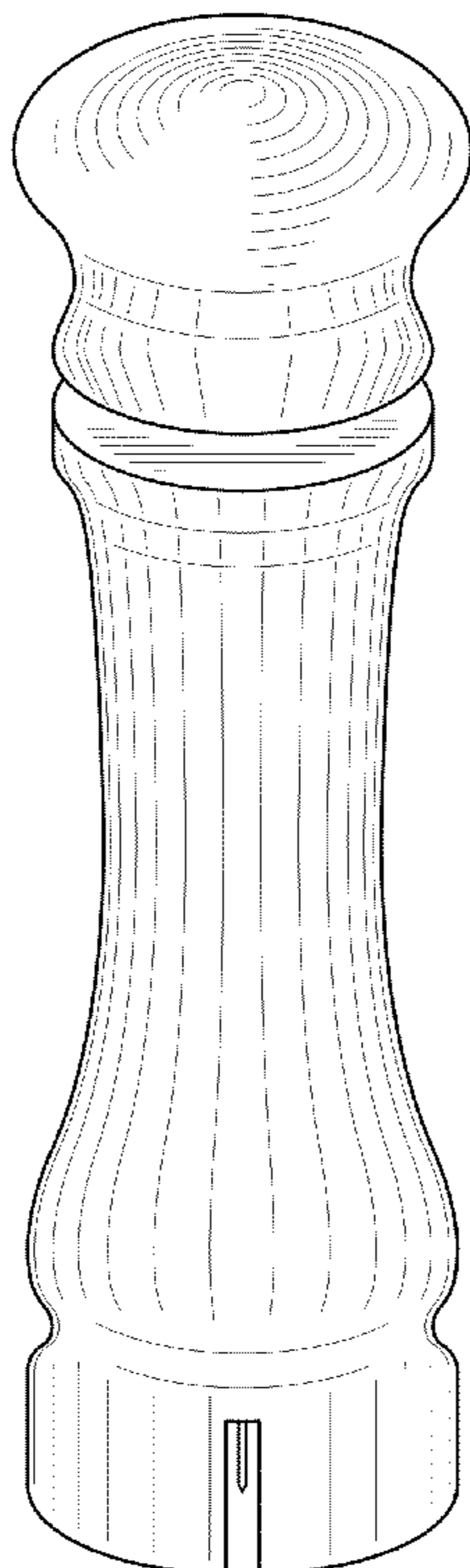
FIG. 9 is a left-side elevational view of FIG. 7, the right-side elevational view being a mirror image thereof.

(56) **References Cited**

U.S. PATENT DOCUMENTS

2,656,866	A *	10/1953	Rumsey	99/578
170,891	A	11/1953	Rumsey	
3,924,326	A	12/1975	Di Gaetano	
5,533,265	A	7/1996	Samuelson	
6,237,476	B1	5/2001	Beauchemin	
6,474,525	B1	11/2002	Reitano	
D471,068	S	3/2003	Smiszek	
D484,371	S *	12/2003	Tang et al.	D7/679
7,207,511	B2 *	4/2007	Ng	241/169.1
D581,750	S	12/2008	de Groote	

1 Claim, 4 Drawing Sheets



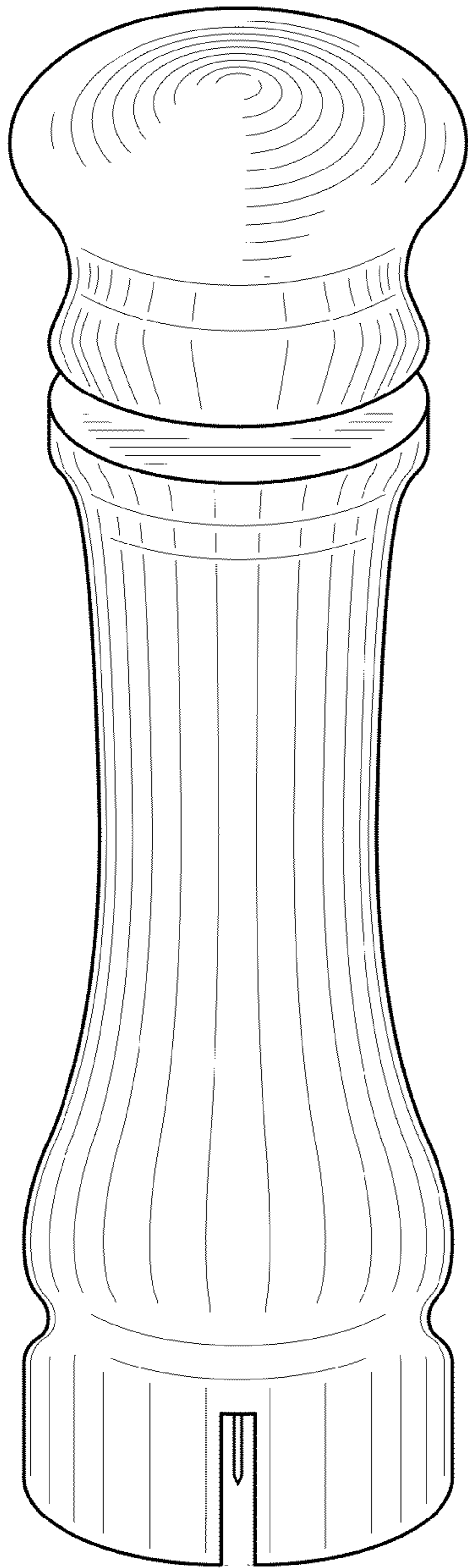


FIG. 1




FIG. 2

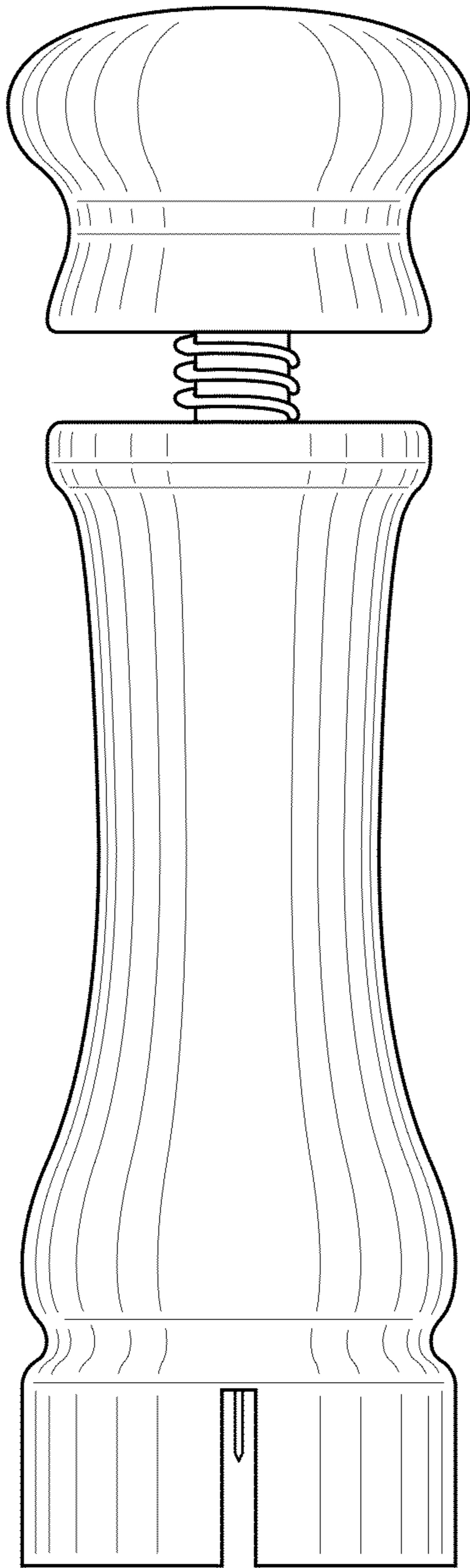


FIG. 3

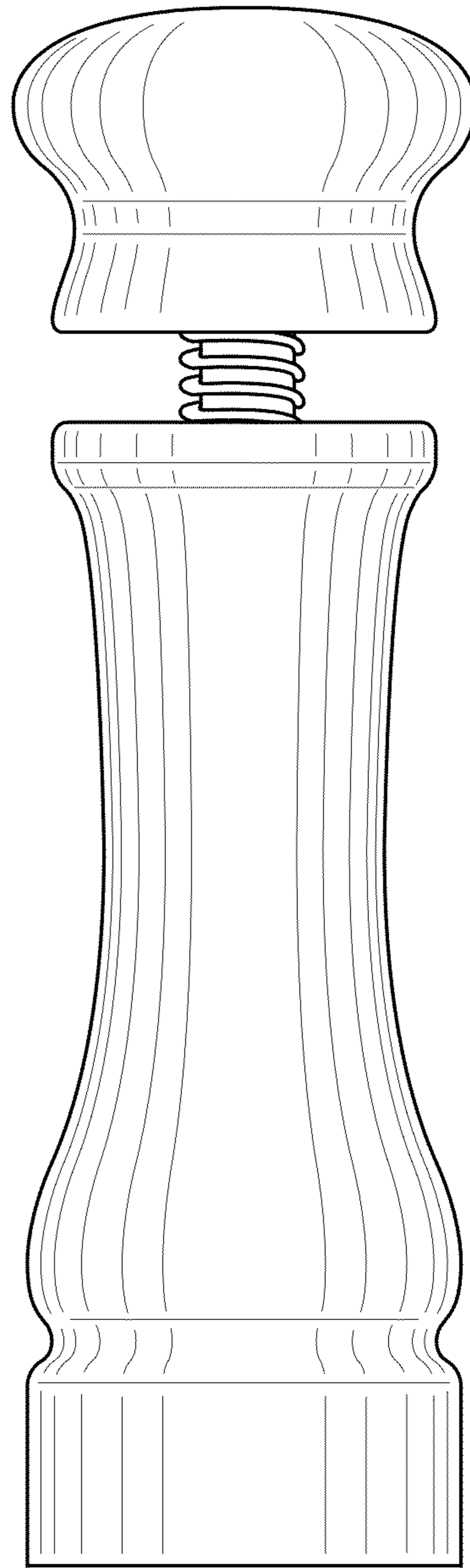


FIG. 4

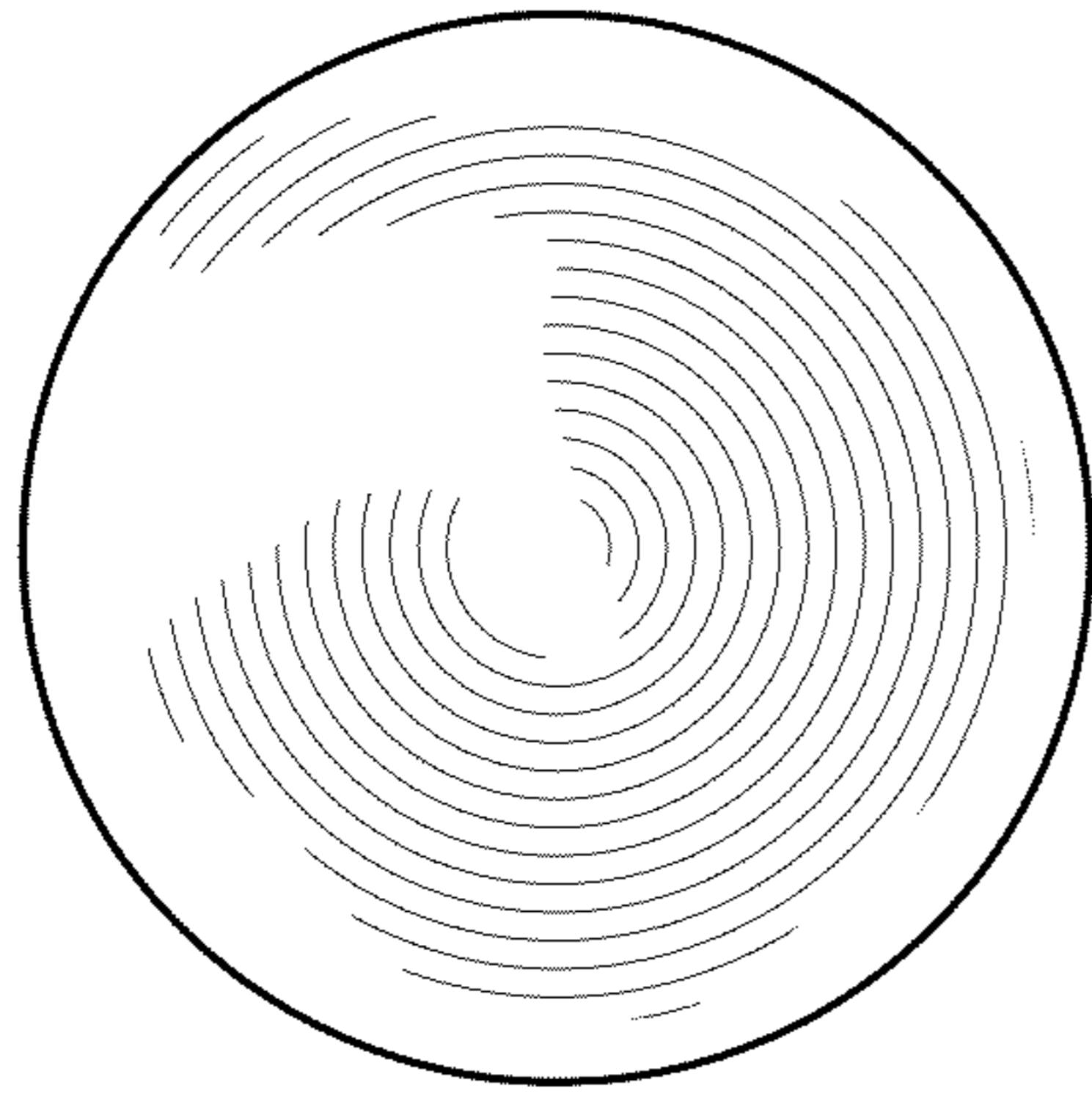


FIG. 5

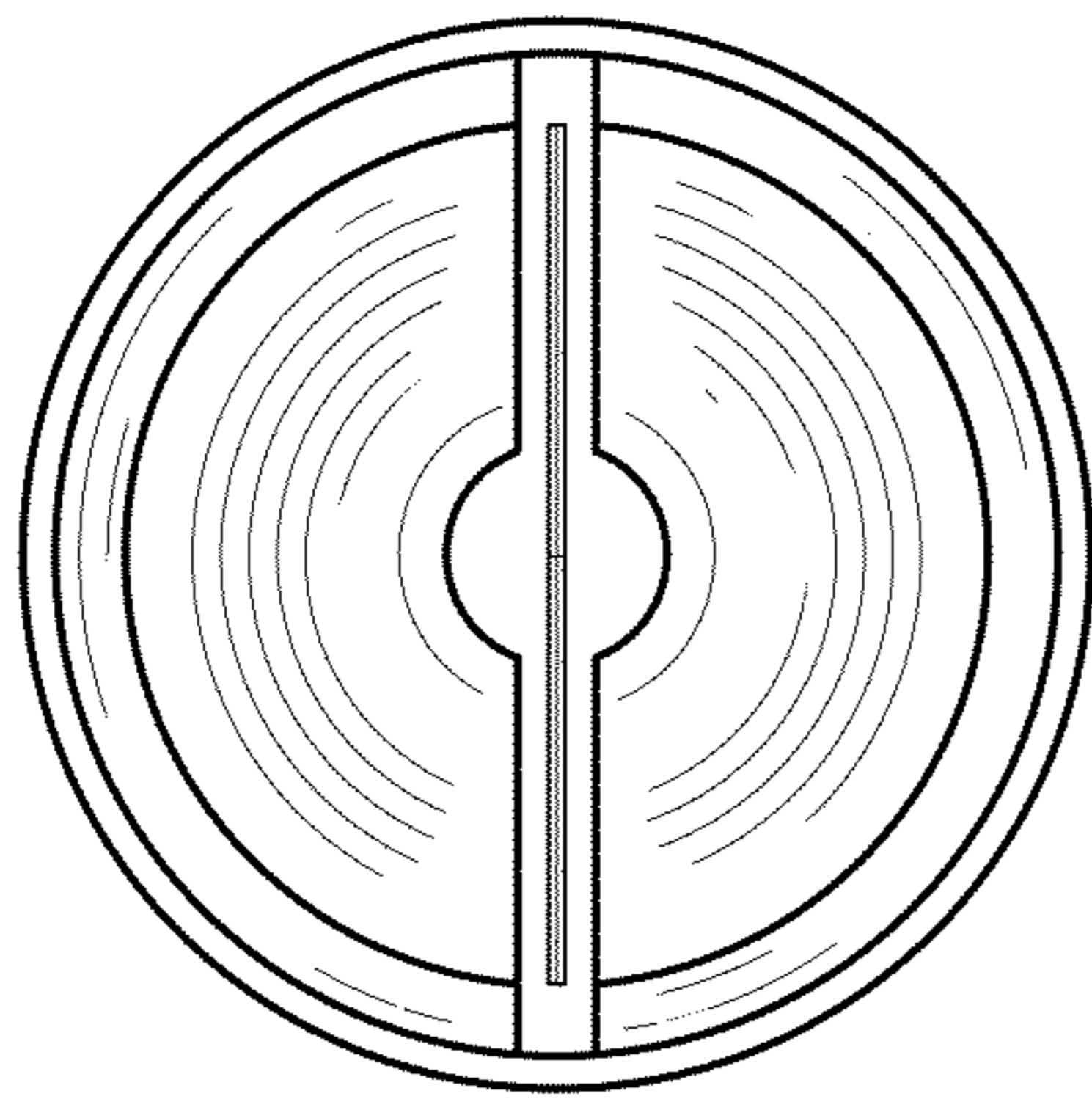


FIG. 6



FIG. 7

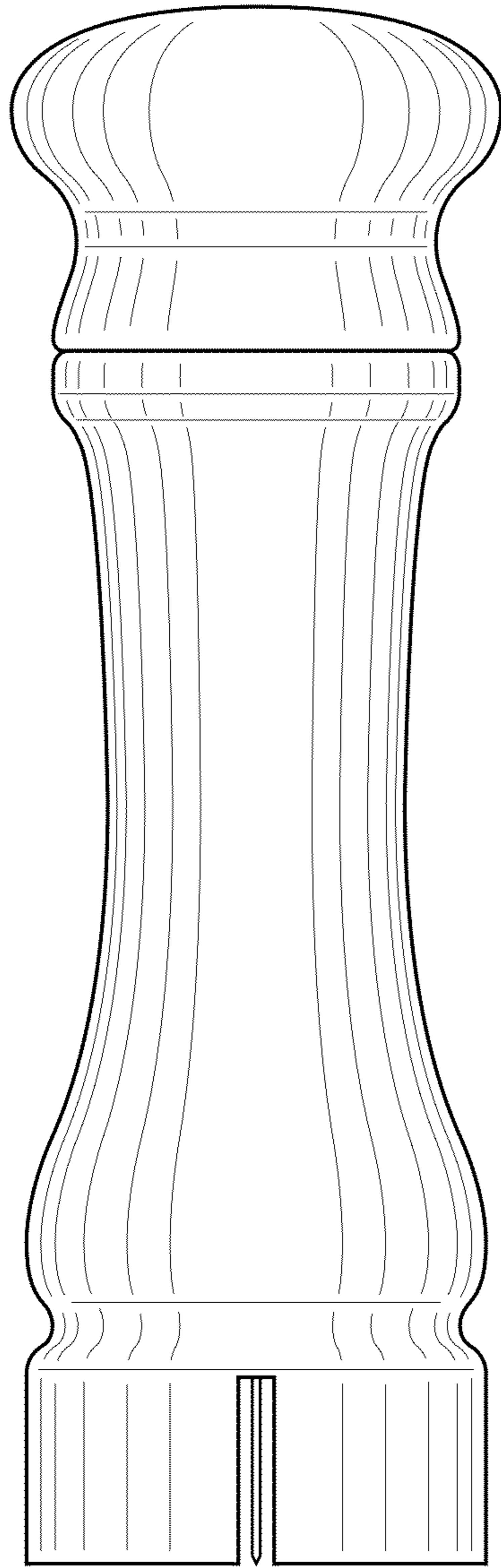


FIG. 8




FIG. 9