



US00D685604S

(12) **United States Design Patent**
Dang

(10) **Patent No.:** **US D685,604 S**
(45) **Date of Patent:** **** Jul. 9, 2013**

- (54) **COOKING POT**
- (71) Applicant: **Phili Dang**, Guangzhou (CN)
- (72) Inventor: **Phili Dang**, Guangzhou (CN)
- (**) Term: **14 Years**
- (21) Appl. No.: **29/433,922**
- (22) Filed: **Oct. 5, 2012**
- (51) **LOC (9) Cl.** **07-02**
- (52) **U.S. Cl.**
USPC **D7/360; D7/354**
- (58) **Field of Classification Search**
USPC D7/323, 329–332, 337–339, 346–347,
D7/350.1–350.4, 353–367, 391–395, 402–406,
D7/538–543, 608, 665; D9/443; 99/324–325,
99/330–332, 337–343, 366–369, 400–418,
99/422, 425, 444, 483; 126/37 R, 41 R, 261,
126/369, 378.1; 206/501–505, 507–508;
219/387, 400, 405, 429–442, 452.11, 620–624,
219/725, 730–735; 220/314–315, 573.1–573.5,
220/592.16, 912; 426/438, 441
See application file for complete search history.

D469,301 S *	1/2003	Ryan et al.	D7/360
D472,759 S *	4/2003	Teisen-Simony et al.	D7/360
D492,881 S *	7/2004	Bodum	D7/360
D495,559 S *	9/2004	Vidal	D7/538
D496,555 S *	9/2004	Rommelfanger et al.	D7/360
D498,639 S *	11/2004	Brasset	D7/360
D506,350 S *	6/2005	Cheng	D7/360
D532,250 S *	11/2006	Roussard	D7/358
D535,856 S *	1/2007	Kell	D7/538
D549,041 S *	8/2007	Kellermann et al.	D7/354
D568,677 S *	5/2008	Stattmann	D7/360
D568,678 S *	5/2008	Stattmann	D7/360
D589,295 S *	3/2009	Rohrer	D7/360
D594,704 S	6/2009	Loaiza	
D599,164 S *	9/2009	Hoekstra	D7/360
D610,393 S *	2/2010	Josancy	D7/358
D639,602 S *	6/2011	Bodum	D7/360
D641,203 S *	7/2011	Josancy	D7/358
D643,681 S *	8/2011	Bodum	D7/395
D667,258 S *	9/2012	Dodane	D7/360

* cited by examiner

Primary Examiner — Ricky Pham

(74) *Attorney, Agent, or Firm* — Minder Law Group; Willy H. Wong

(57) **CLAIM**

The ornamental design for a cooking pot, as shown and described.

DESCRIPTION

FIG. 1 is a perspective view of a cooking pot in accordance with the present invention;
FIG. 2 is a front view thereof;
FIG. 3 is a side view thereof;
FIG. 4 is a top view thereof; and,
FIG. 5 is a bottom view thereof.

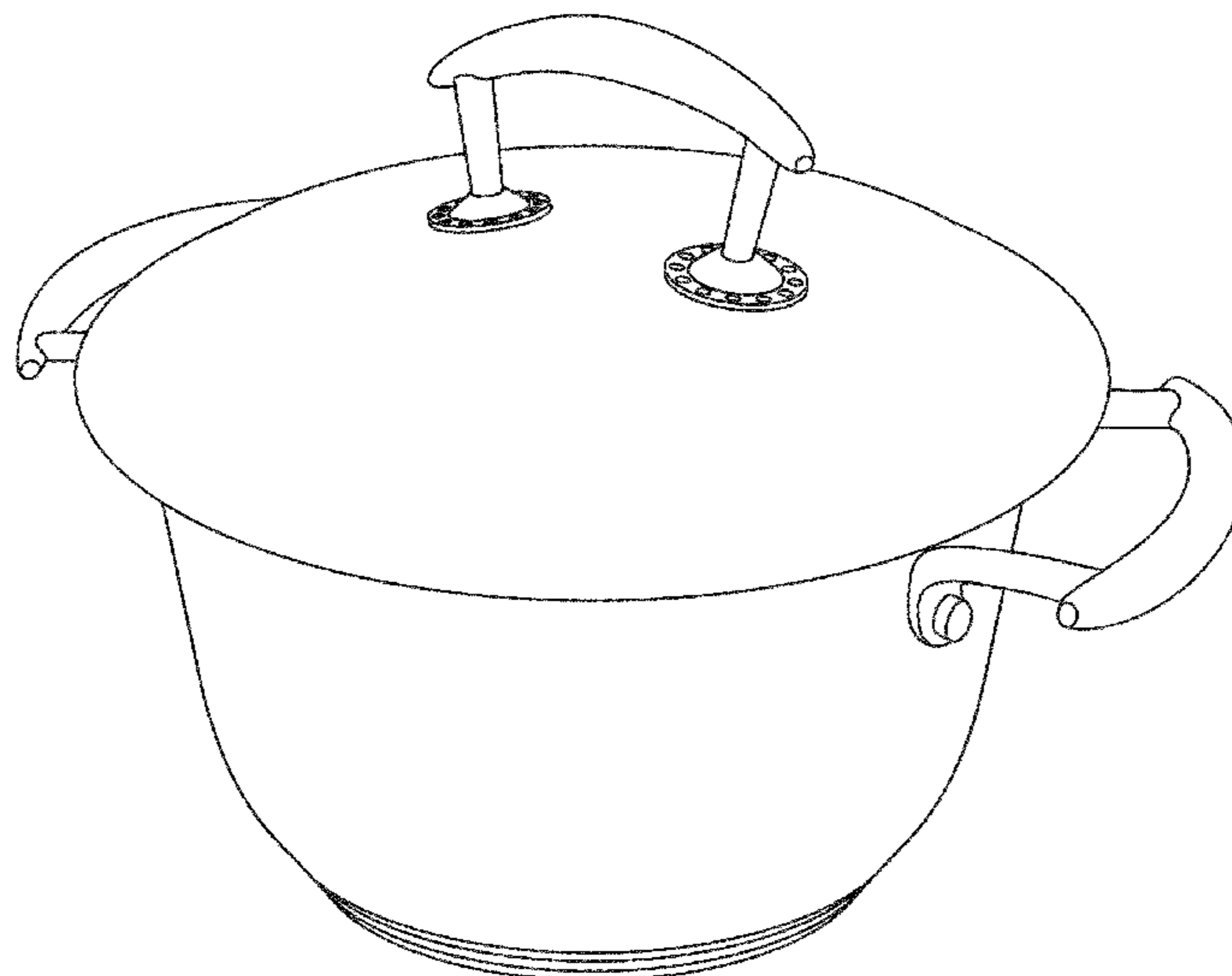
The invention pertains to an ornamental design for an article of manufacture. The article is not limited to the scale shown herein.

1 Claim, 5 Drawing Sheets

(56) **References Cited**

U.S. PATENT DOCUMENTS

D105,506 S	8/1937	Towne et al.	
D107,078 S	11/1937	Guild	
D207,594 S *	5/1967	Aubecq	D7/542
D211,979 S *	8/1968	Dru	D9/443
D218,346 S *	8/1970	Aubecq	D7/360
D270,030 S	8/1983	Catry	
D338,370 S *	8/1993	Takeda	D7/356
D358,062 S	5/1995	Hasuike	
D368,828 S	4/1996	Thurlow	
D395,787 S *	7/1998	Wilks	D7/357
D413,483 S *	9/1999	Roussard	D7/358
D460,316 S *	7/2002	Coudurier	D7/360



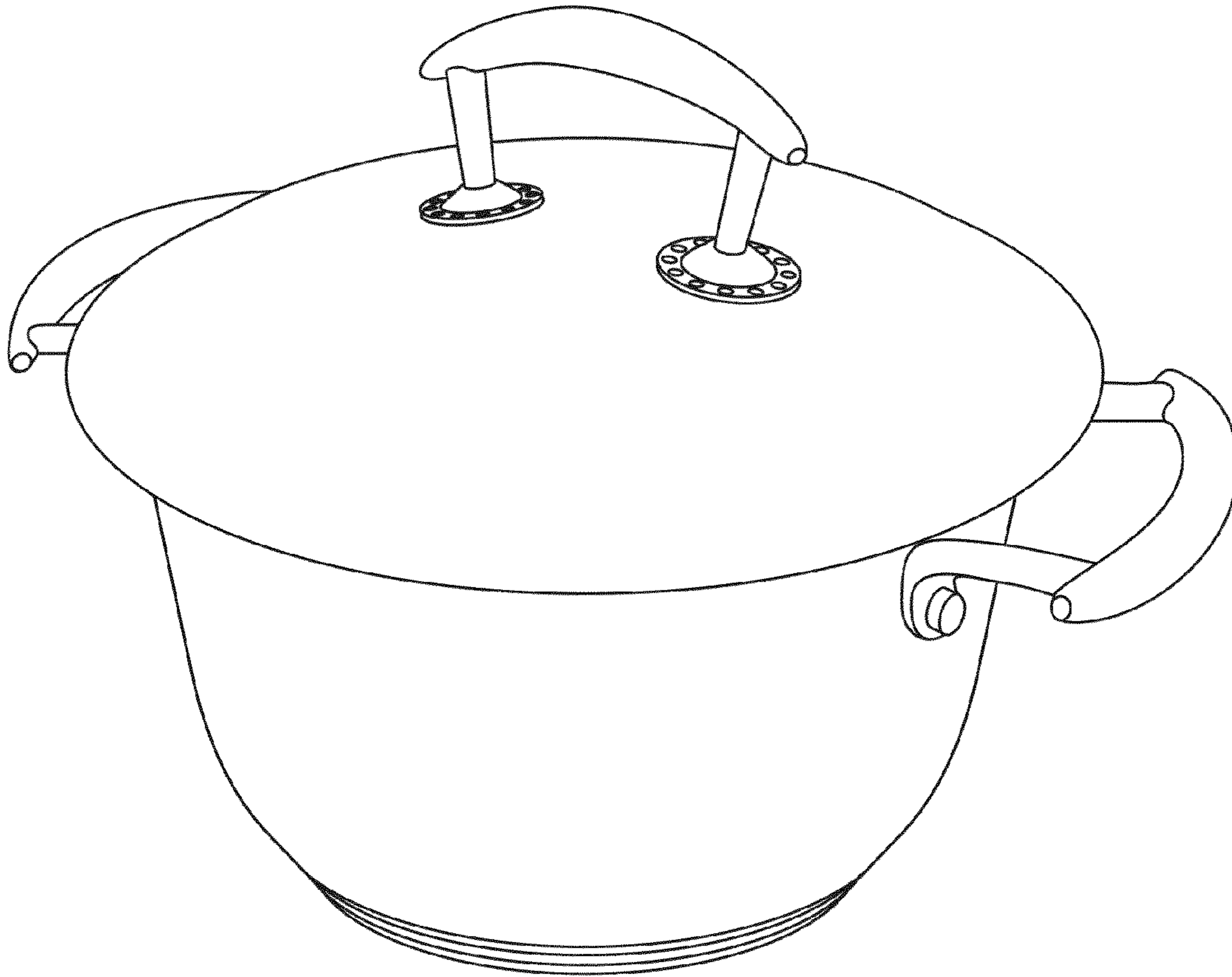


Fig. 1

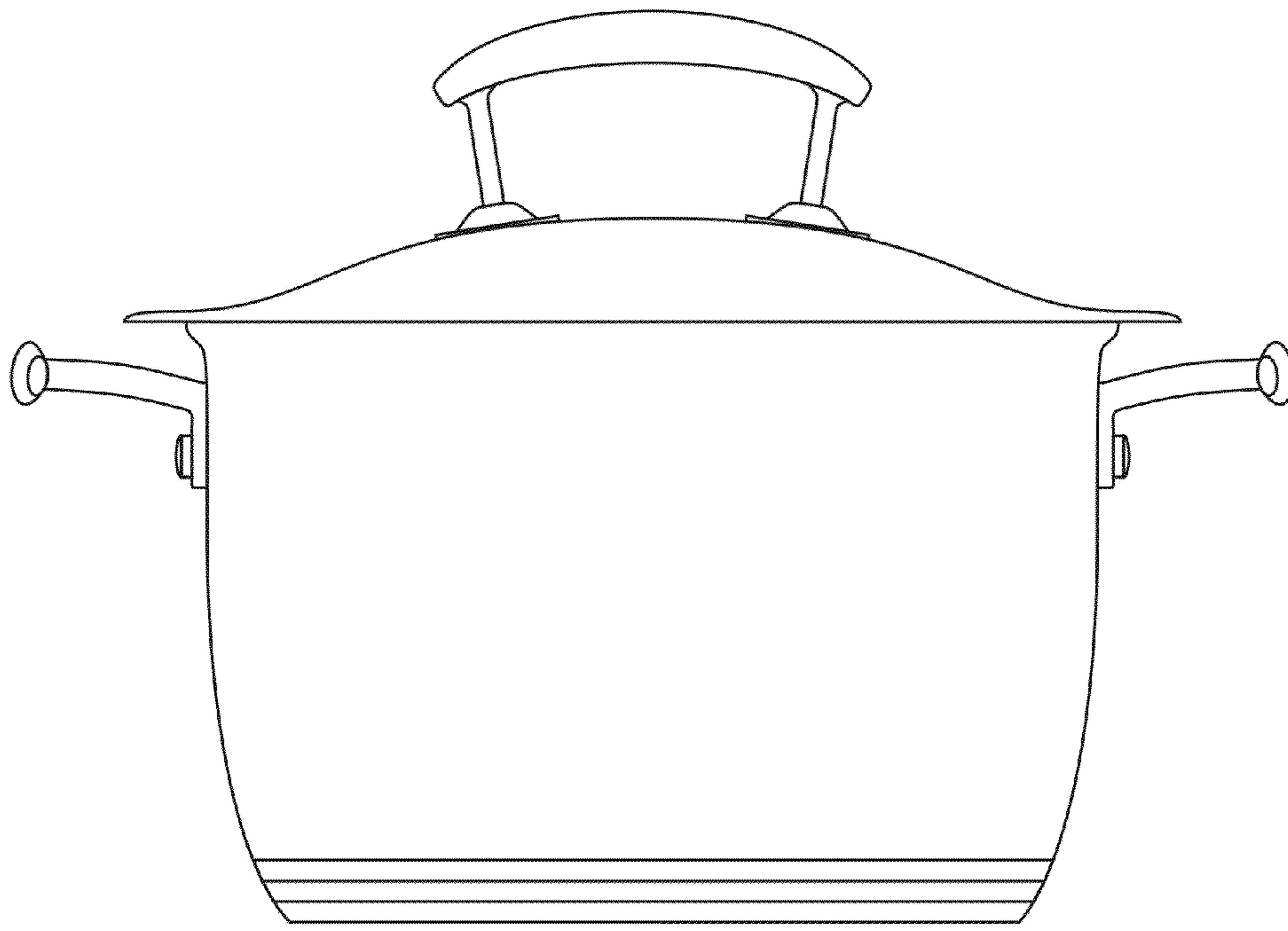


Fig. 2




Fig. 3

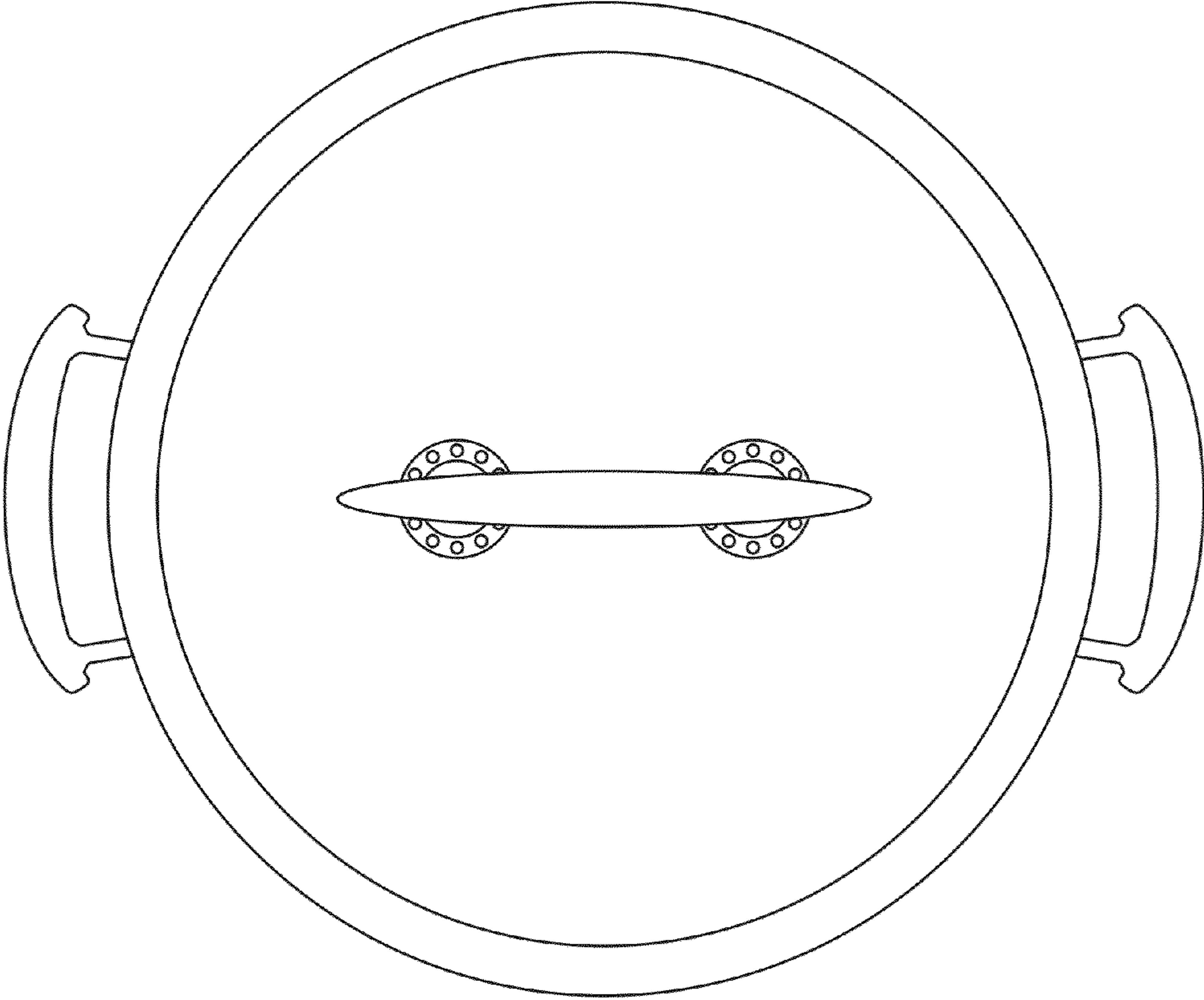


Fig. 4

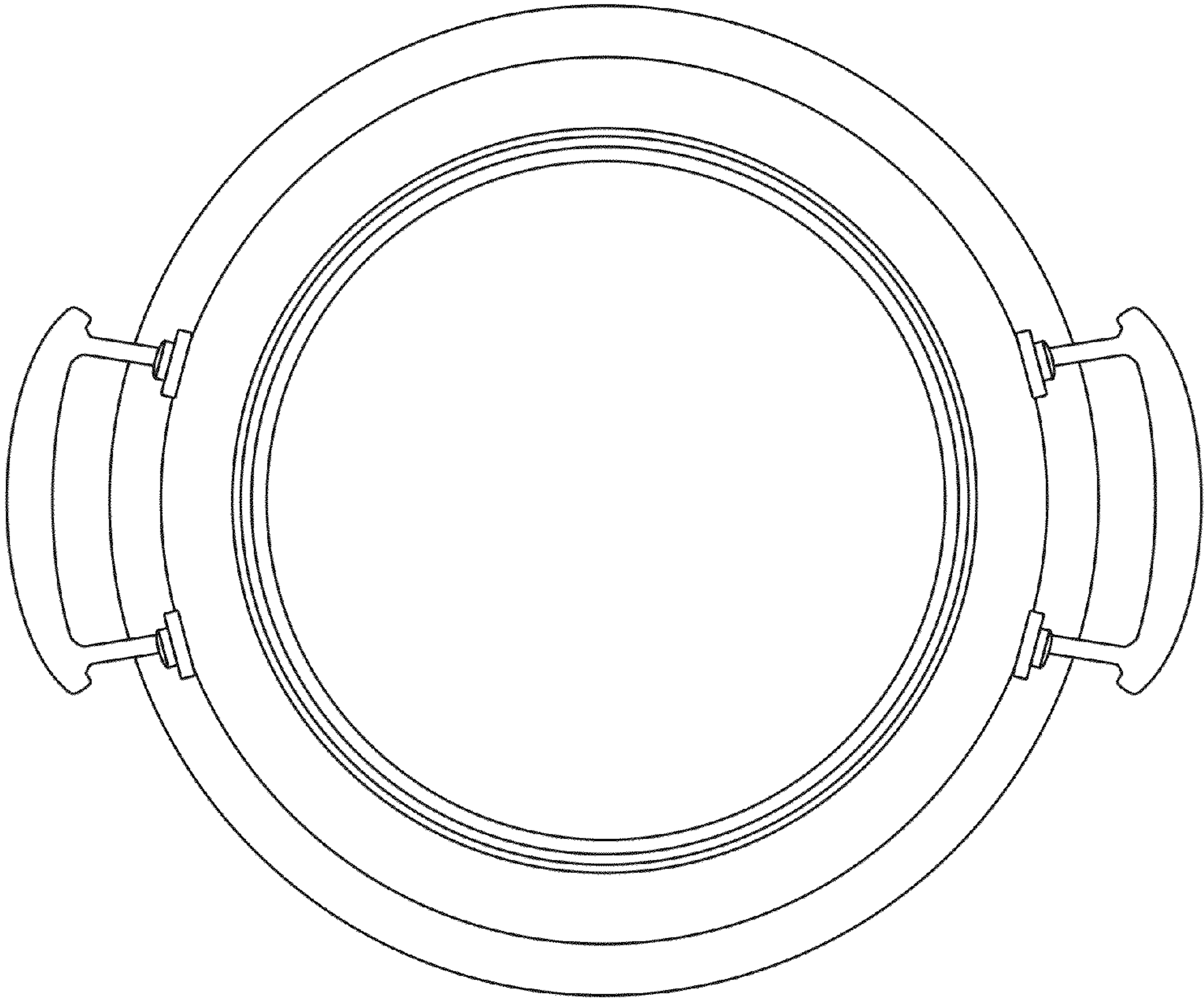


Fig. 5