



US00D685592S

(12) **United States Design Patent**
Wright, III

(10) **Patent No.:** **US D685,592 S**
(45) **Date of Patent:** **** Jul. 9, 2013**

(54) **BOW AND ARROW HOLDER**

(75) Inventor: **Ernest William Wright, III**, St. Helen,
MI (US)

(73) Assignee: **Bow Buddy Holdings, LLC**, St. Helen,
MI (US)

(**) Term: **14 Years**

(21) Appl. No.: **29/395,524**

(22) Filed: **Feb. 7, 2012**

(51) **LOC (9) Cl.** **08-08**

(52) **U.S. Cl.**
USPC **D6/552**

(58) **Field of Classification Search**

USPC .. D6/329, 396, 417, 552, 553, 567; D21/385,
D21/662, 698, 796; 211/13.1, 49.1, 60.1,
211/64, 70.5, 86.01, 87.01, 88.01, 89.01,
211/181.1, 85.7; 248/560, 121, 175, 200,
248/302, 304, 309.1, 310, 312, 422.1, 156

See application file for complete search history.

(56) **References Cited**

U.S. PATENT DOCUMENTS

D360,248 S *	7/1995	Wright	D21/796
D363,849 S *	11/1995	Bruns et al.	D6/552
D407,774 S *	4/1999	Weiss	D21/796
D493,860 S *	8/2004	Fox	D21/796
D550,801 S *	9/2007	Valiante et al.	D21/796
D624,342 S *	9/2010	Coneal	D6/552
D653,298 S *	1/2012	Werre et al.	D21/796

* cited by examiner

Primary Examiner — Brian N Vinson

(74) *Attorney, Agent, or Firm* — Harness, Dickey & Pierce,
P.L.C.

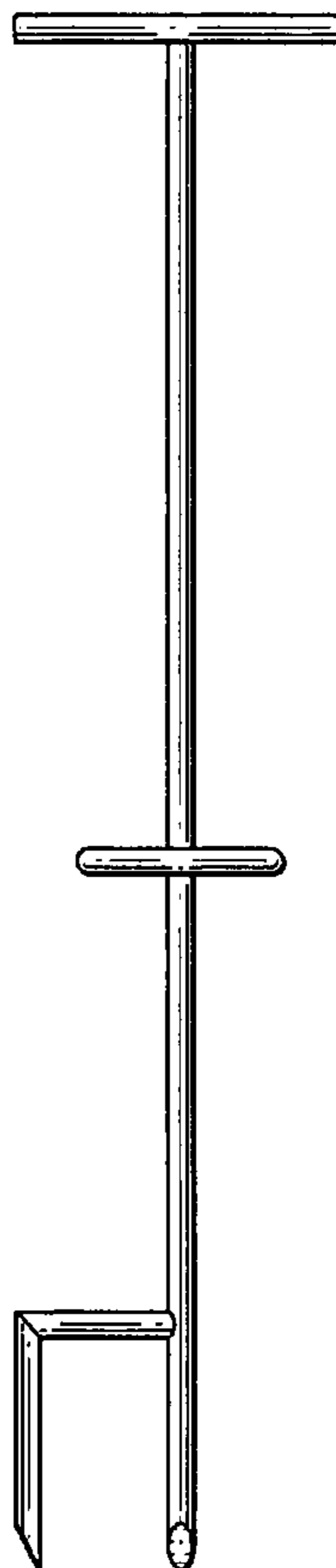
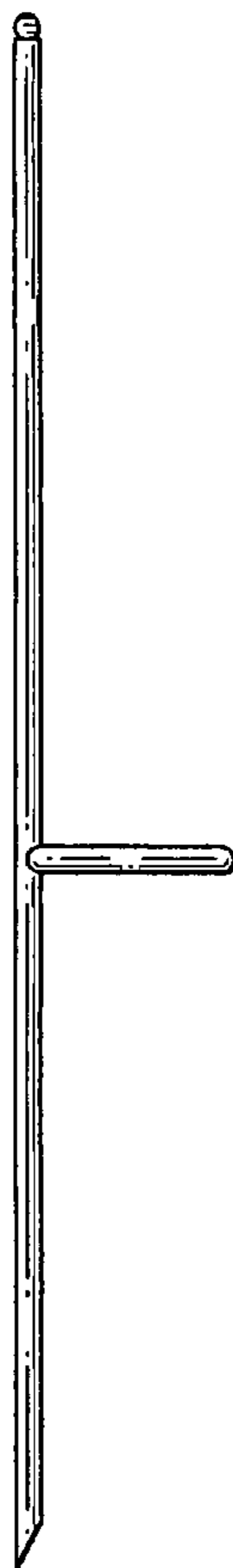
(57) **CLAIM**

The ornamental design for a bow and arrow holder, as shown
and described.

DESCRIPTION

FIG. 1 is a side elevational view of a bow and arrow holder
showing my new design, the side opposite being a mirror
image of that shown;
FIG. 2 is a front elevational view thereof;
FIG. 3 is a top plan view thereof; and,
FIG. 4 is a rear elevational view thereof.

1 Claim, 1 Drawing Sheet



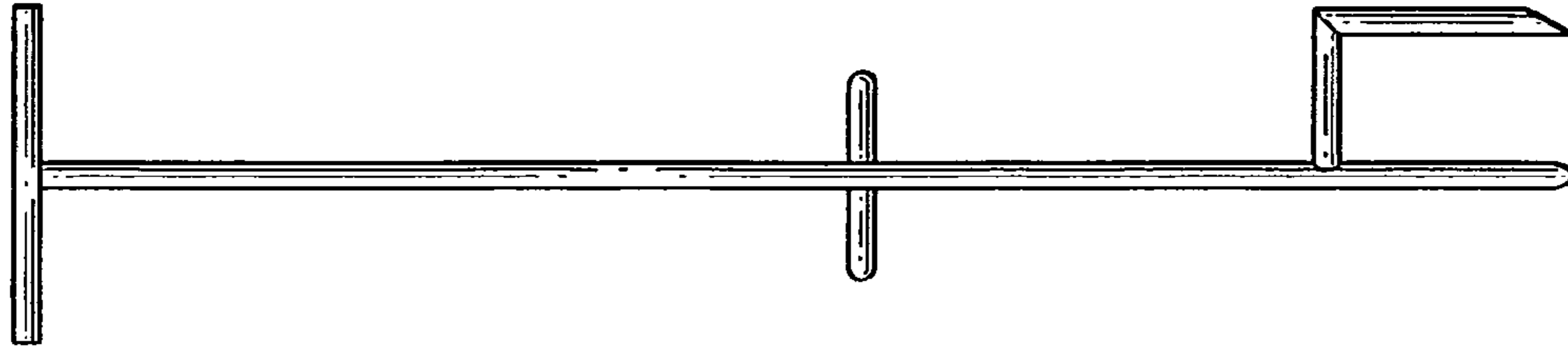


FIG. 4

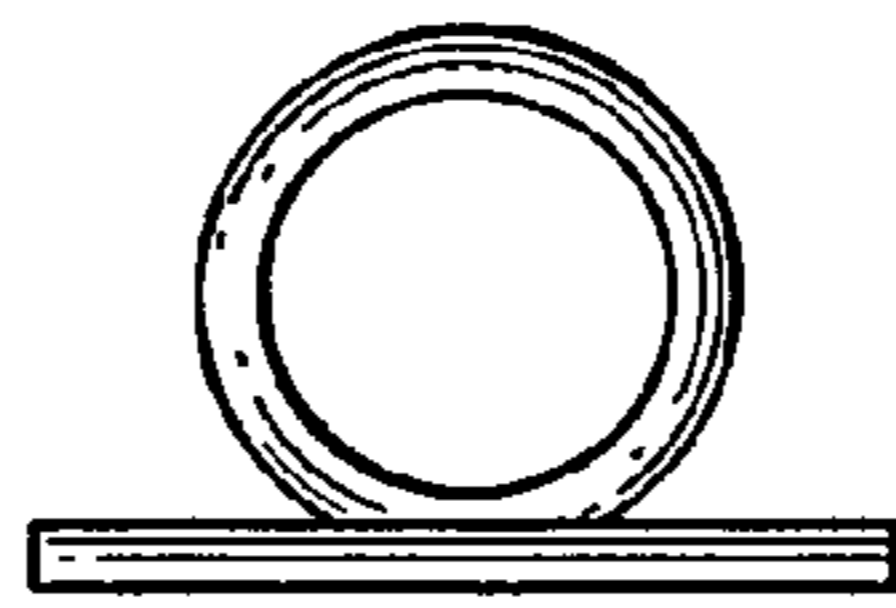


FIG. 3

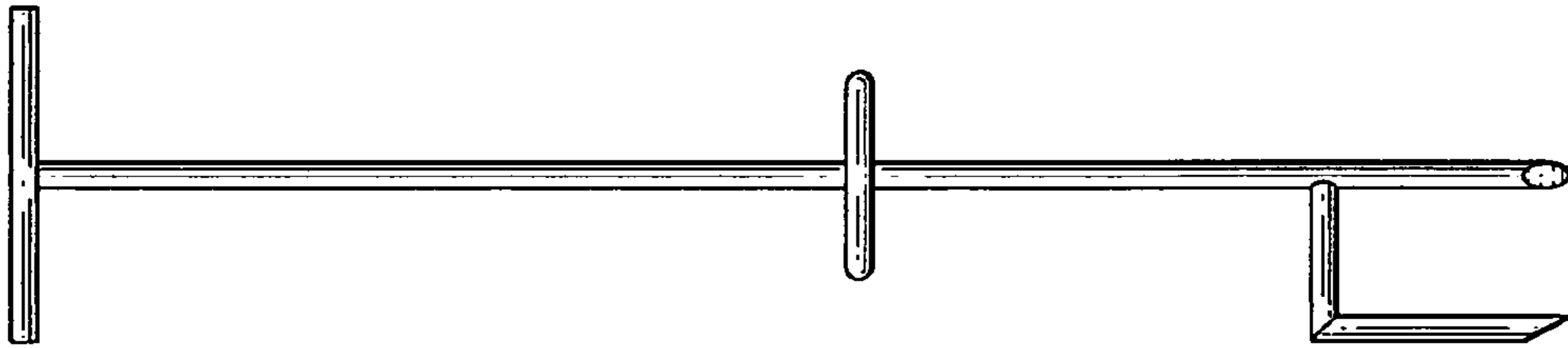


FIG. 2

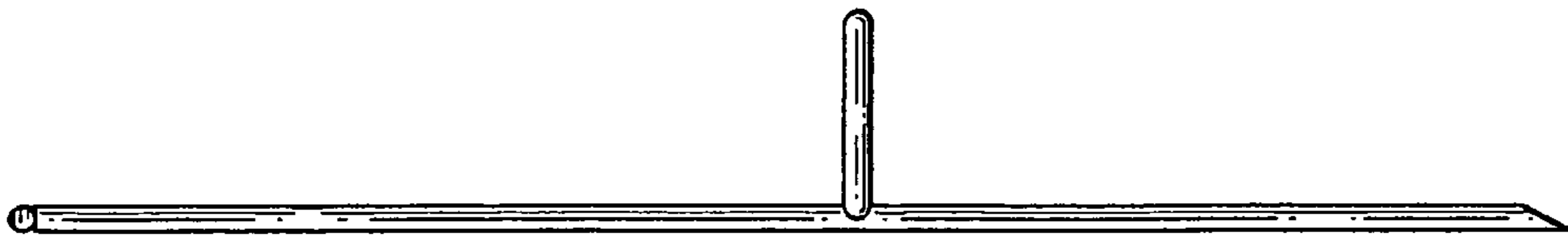


FIG. 1