



US00D685560S

(12) **United States Design Patent**
Lee et al.

(10) **Patent No.:** **US D685,560 S**
(45) **Date of Patent:** **** Jul. 2, 2013**

(54) **SINK MAT**

(71) Applicant: **Robinson Home Products Inc.**,
Williamsville, NY (US)

(72) Inventors: **Stuart Harvey Lee**, Forest Hills, NY
(US); **Jenna Marie Edgemon**,
Brooklyn, NY (US)

(73) Assignee: **Robinson Home Products Inc.**,
Williamsville, NY (US)

(**) Term: **14 Years**

(21) Appl. No.: **29/447,370**

(22) Filed: **Mar. 1, 2013**

(51) **LOC (9) Cl.** **07-05**

(52) **U.S. Cl.**
USPC **D32/57**

(58) **Field of Classification Search**
USPC .. D32/55, 276, 3, 57; D6/510, 525; D30/133,
D30/161; 211/41.5, 41.4, 41.3, 41.8; 361/679.4;
312/311, 333, 334.4; D7/354, 629; 126/221
See application file for complete search history.

(56) **References Cited**

U.S. PATENT DOCUMENTS

RE20,924 E	*	11/1938	Nickle	126/221
D187,856 S	*	5/1960	Timmons	D32/57
D246,751 S	*	12/1977	Yonkers	D7/409
D289,095 S	*	3/1987	Chiodo et al.	D30/161
D363,577 S	*	10/1995	Brightbill et al.	D32/55

D517,753 S	*	3/2006	Northrop	D30/161
D517,759 S	*	3/2006	Dretzka	D32/57
D554,820 S	*	11/2007	Dretzka	D32/57
D581,120 S	*	11/2008	Sofy et al.	D32/57
D621,114 S	*	8/2010	Lion	D32/57
D625,482 S	*	10/2010	Yang et al.	D32/57
D670,882 S	*	11/2012	Meredith	D32/55

* cited by examiner

Primary Examiner — Austin Murphy

(74) *Attorney, Agent, or Firm* — Florek & Endres PLLC

(57) **CLAIM**

We claim the ornamental design for a sink mat, as shown and described.

DESCRIPTION

FIG. 1 is a perspective view of the sink mat of the present invention.

FIG. 2 is a top plan view of the sink mat of the present invention shown on its side.

FIG. 3 is a bottom plan view of the sink mat of the present invention shown on its side.

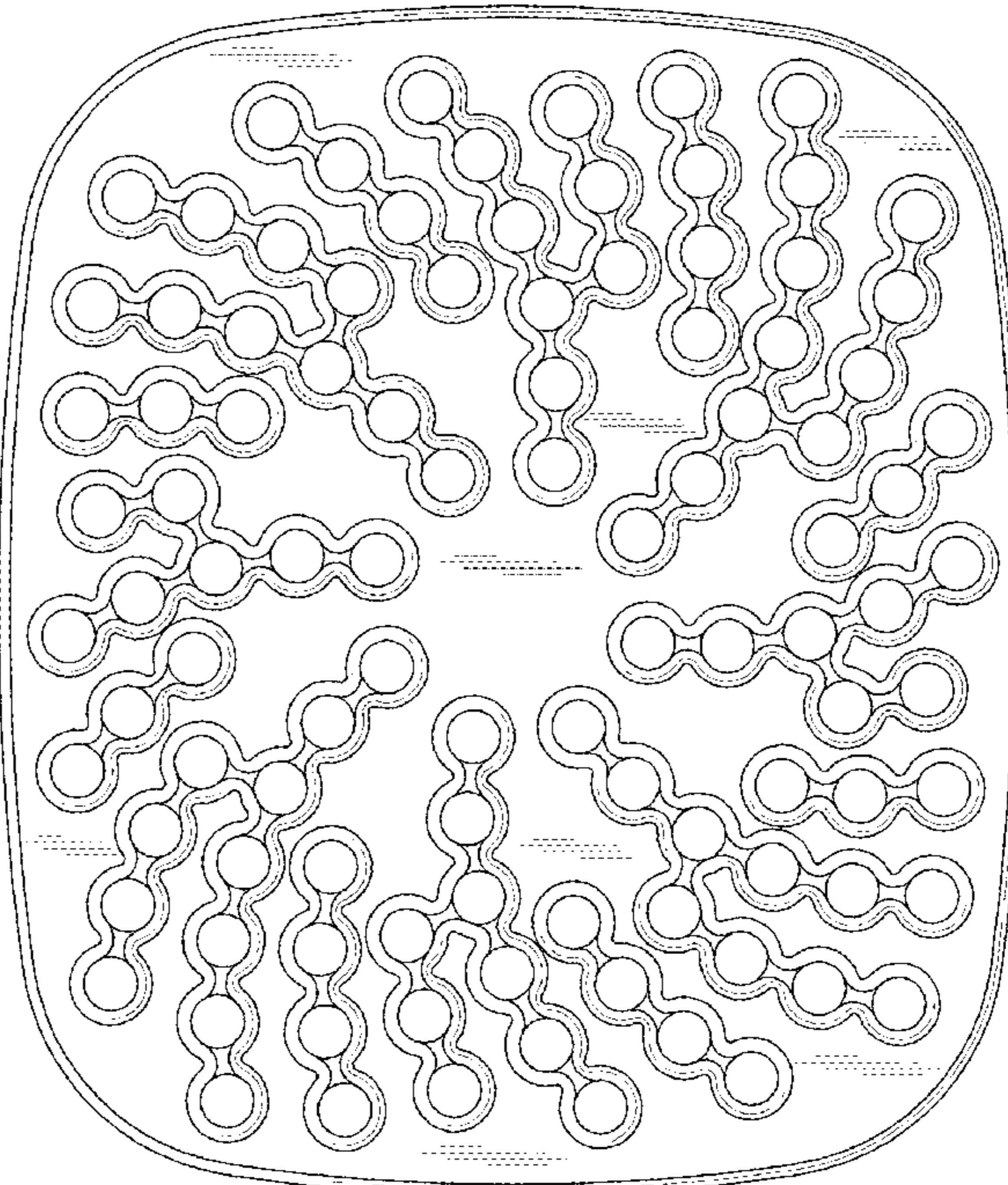
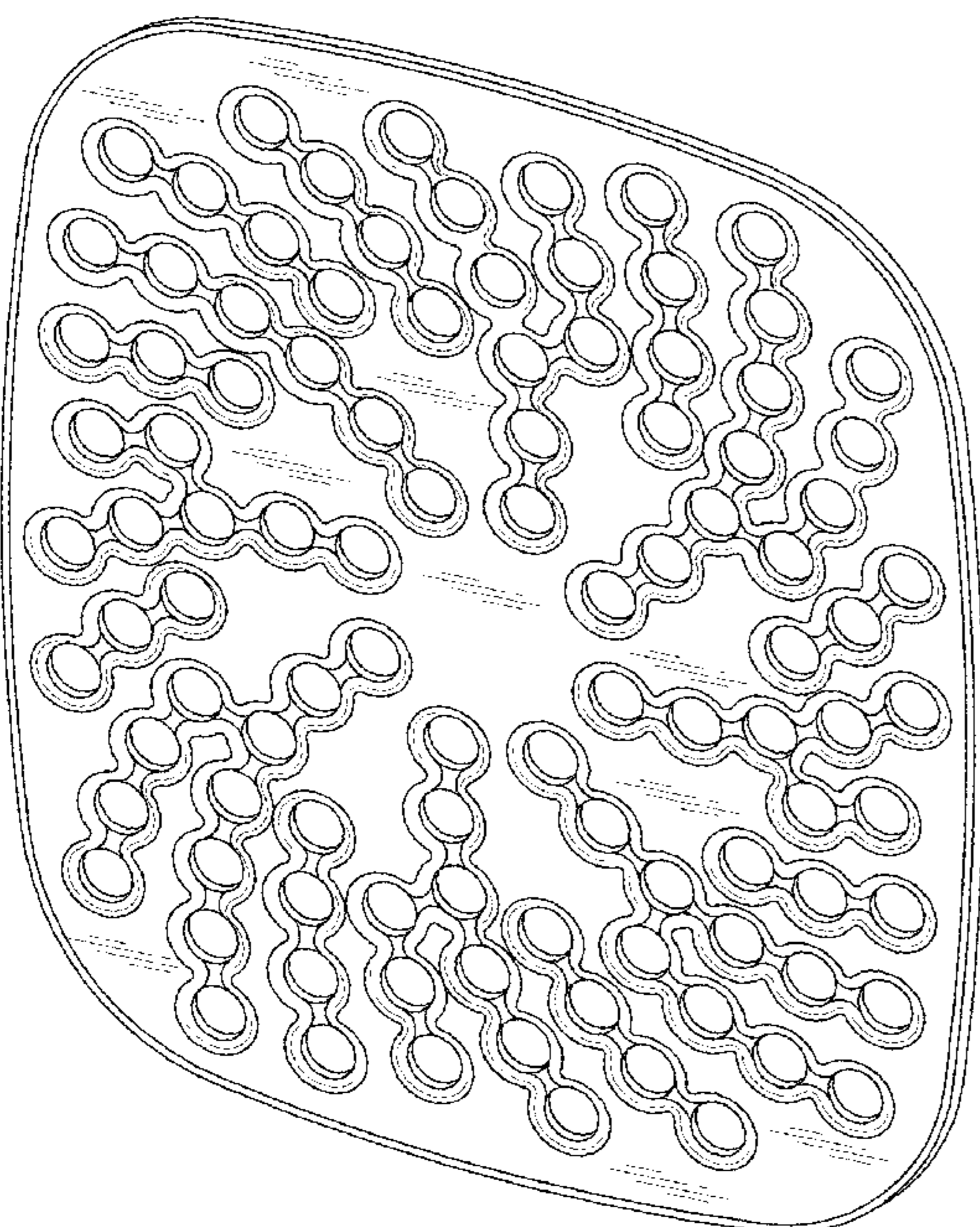
FIG. 4 is a right side elevation of the sink mat of the present invention on its side.

FIG. 5 is a left side elevation view of the sink mat of the present invention on its side.

FIG. 6 is a front elevation view of the sink mat of the present invention; and,

FIG. 7 is a rear elevation view of the sink mat of the present invention.

1 Claim, 5 Drawing Sheets



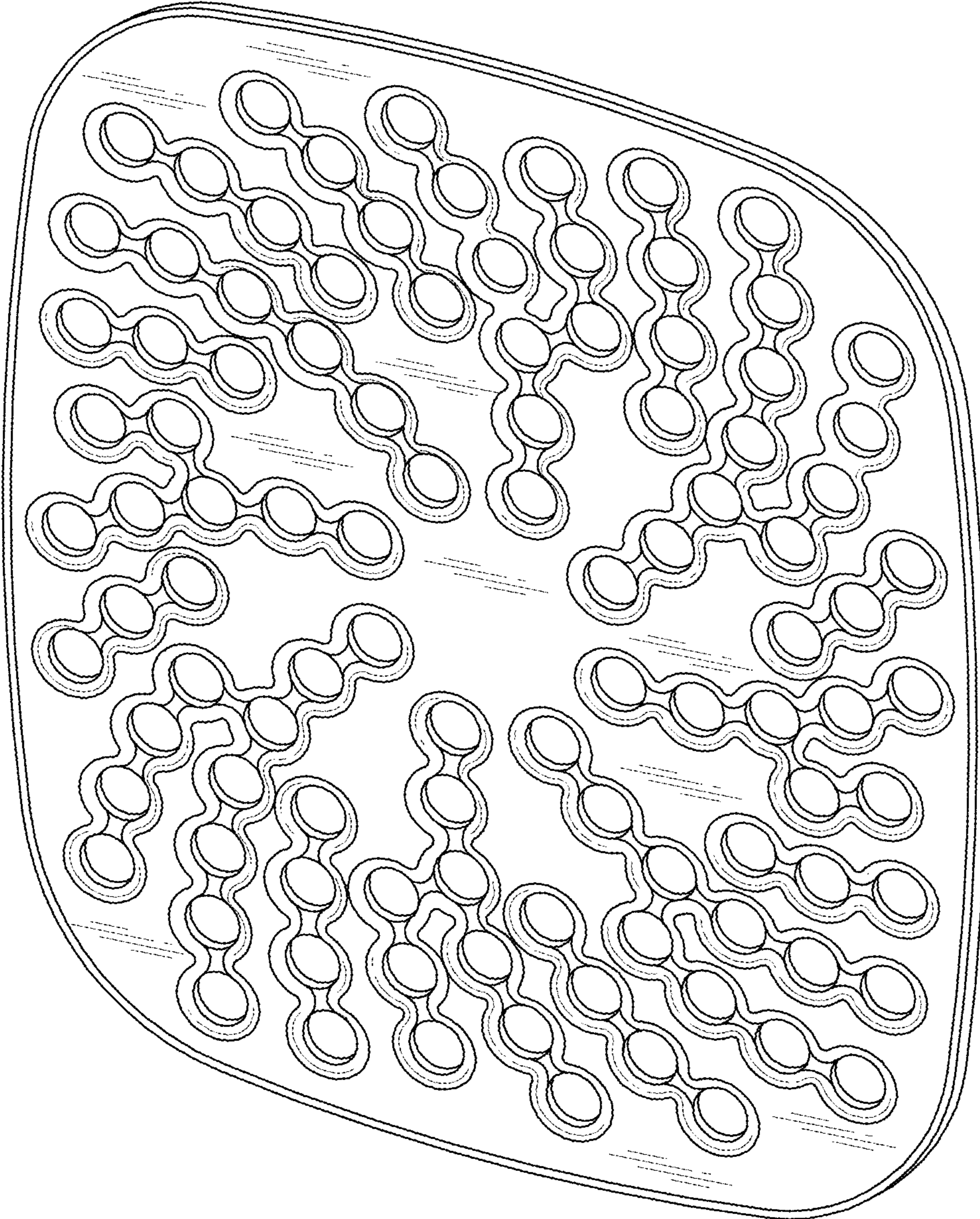


FIG. 1

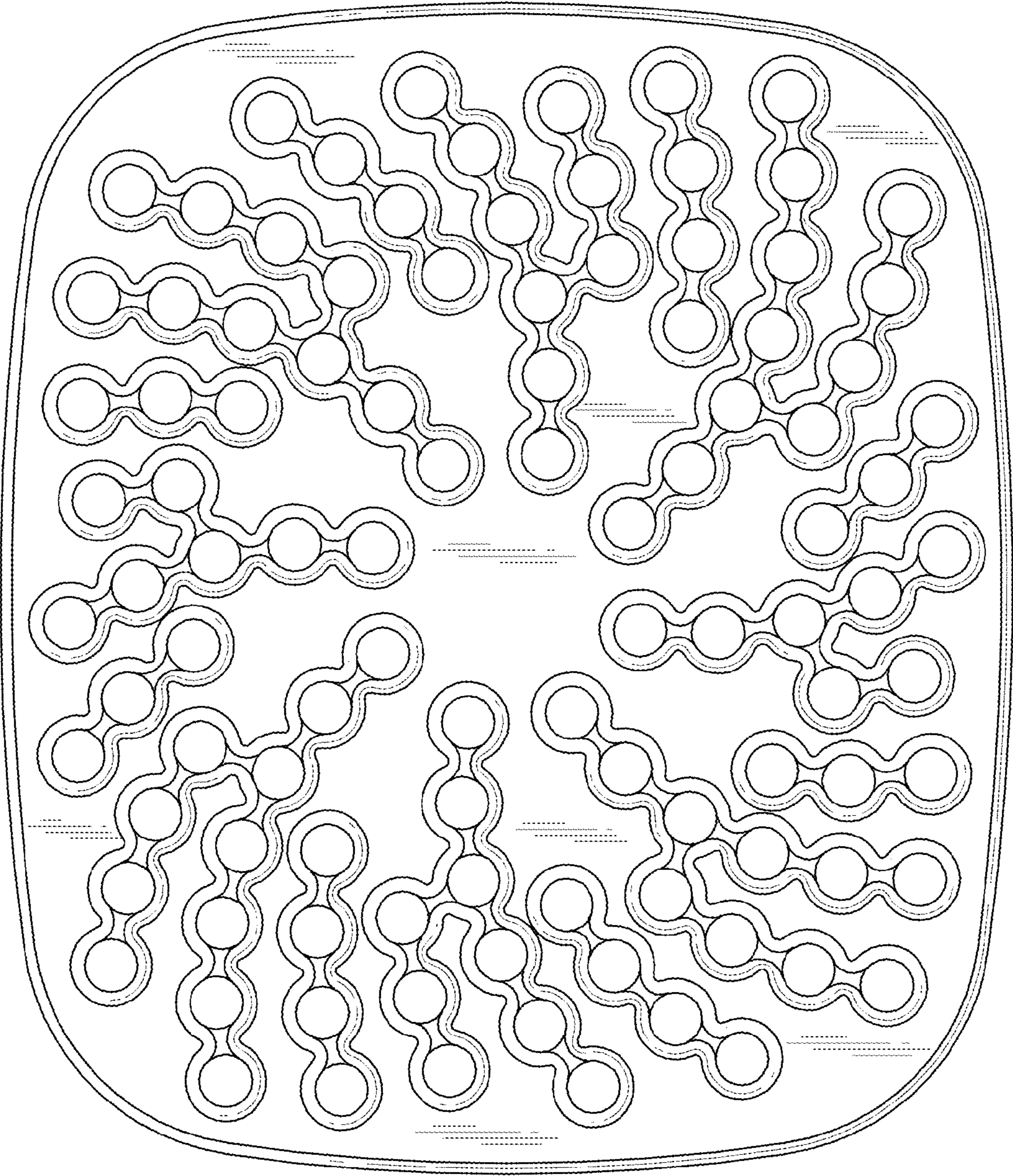


FIG. 2

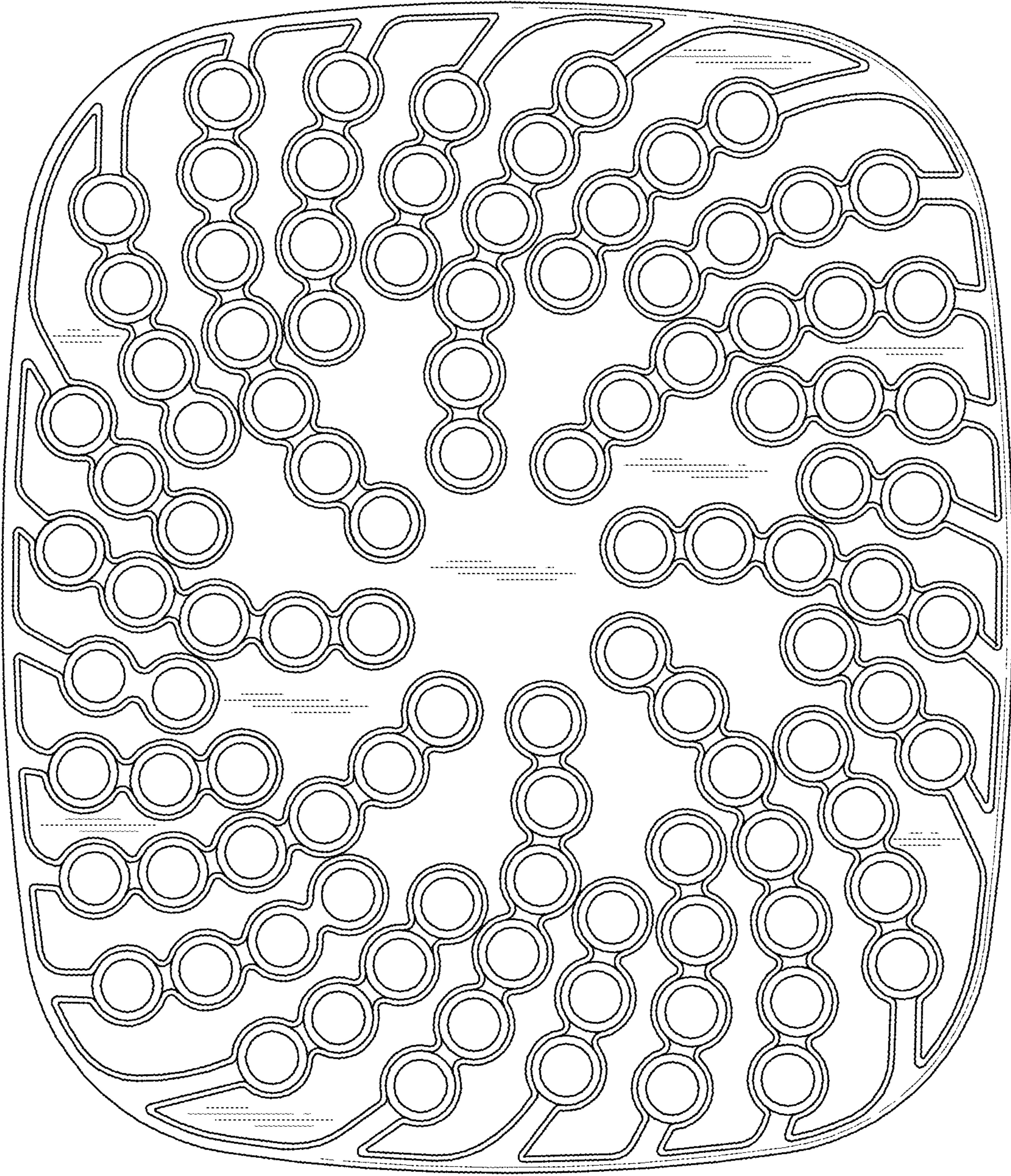


FIG. 3



FIG. 4

FIG. 5



FIG. 6

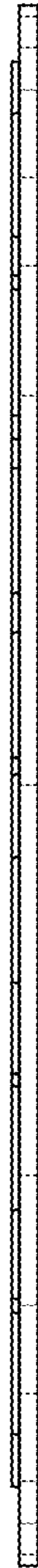


FIG. 7