



US00D68551S

(12) **United States Design Patent**
Myers

(10) **Patent No.:** **US D685,551 S**
(45) **Date of Patent:** **** Jul. 2, 2013**

(54) **CLOTH WITH MAGNET**
(76) Inventor: **Nichole R. Myers**, Cheraw, SC (US)
(**) Term: **14 Years**
(21) Appl. No.: **29/427,665**
(22) Filed: **Jul. 20, 2012**
(51) **LOC (9) Cl.** **04-01**
(52) **U.S. Cl.**
USPC **D32/40**
(58) **Field of Classification Search**
USPC D32/40-45; D28/63, 8; 15/244.1-244.4,
15/104.94, 208, 209.1; D5/47; 428/99
See application file for complete search history.

7,955,683 B1 6/2011 Ferrell et al.
D650,539 S * 12/2011 Caprarola D32/40
2005/0217048 A1 10/2005 Elie et al.
2009/0050657 A1 2/2009 Woolery
2009/0094801 A1 4/2009 Woolery
2010/0152635 A1 6/2010 Borden

* cited by examiner

Primary Examiner — Robin V Webster
(74) *Attorney, Agent, or Firm* — P. Jeff Martin; The Law Firm of P. Jeff Martin, LLC

(57) **CLAIM**
The ornamental design for a cloth with magnet, as shown and described.

(56) **References Cited**

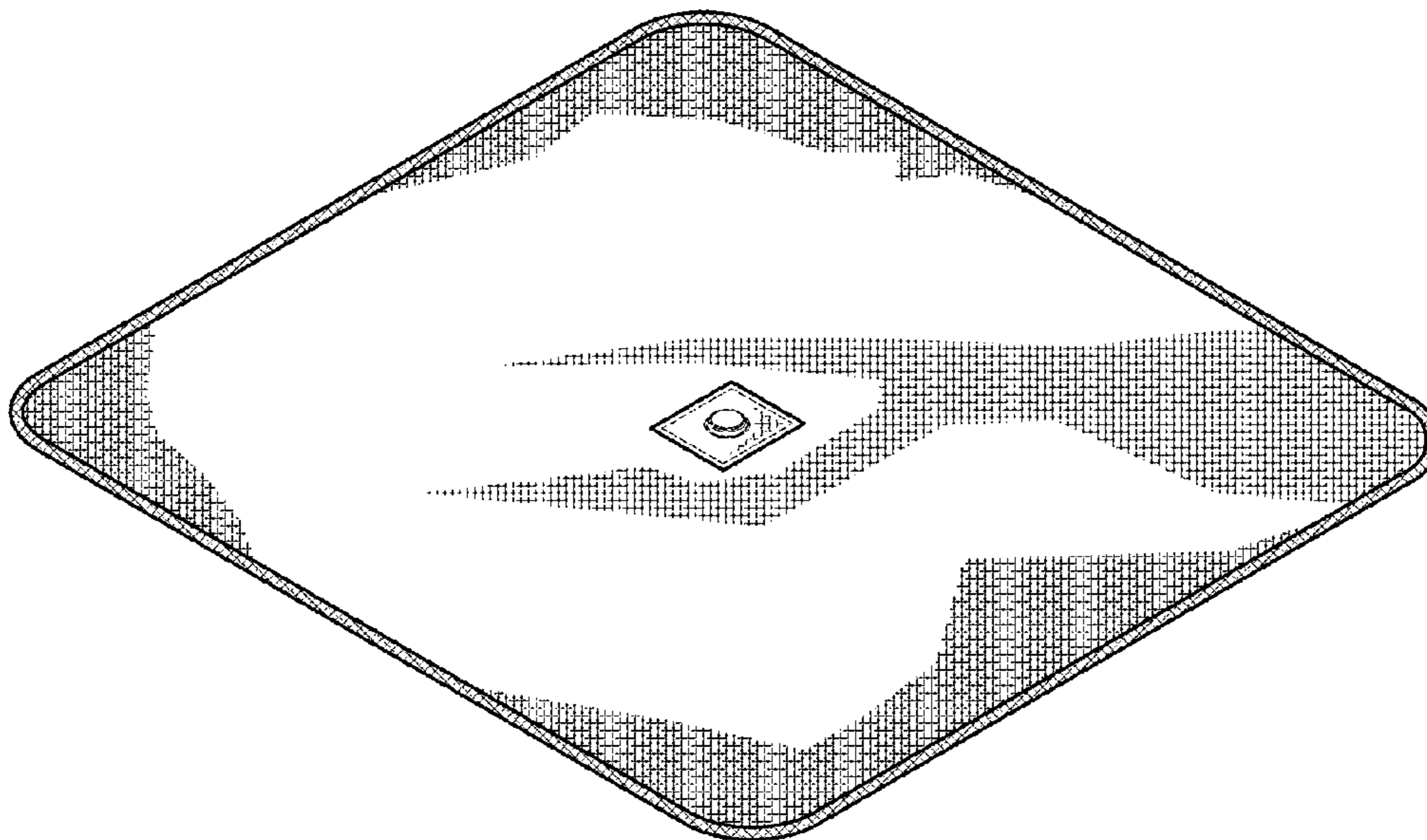
U.S. PATENT DOCUMENTS

2,967,038	A	1/1961	Lennemann	
3,169,264	A *	2/1965	Walker	15/118
4,403,366	A	9/1983	Lucke	
4,885,195	A	12/1989	Change, III	
5,424,107	A *	6/1995	Lee	428/80
D412,422	S	8/1999	Cobb	
6,554,787	B1	4/2003	Griffin et al.	
7,021,594	B2	4/2006	Exler	
7,299,573	B1	11/2007	Kuncken	
7,322,068	B1	1/2008	Kim	
D581,116	S	11/2008	Blom	
D597,716	S	8/2009	Wen	
D609,420	S *	2/2010	Laforteza	D32/40
D627,941	S *	11/2010	Cocchioni	D32/40
D632,855	S *	2/2011	Quinlan et al.	D32/40
D633,673	S *	3/2011	McKnight	D32/40

DESCRIPTION

FIG. 1 is a top perspective view of a cloth with magnet showing my new design;
FIG. 2 is a right side view thereof;
FIG. 3 is a left side view thereof;
FIG. 4 is a front end view thereof;
FIG. 5 is a rear end view of thereof;
FIG. 6 is a top plan view thereof; and,
FIG. 7 is a bottom plan view thereof.
The pattern which is partially shown for ease of illustration represents the fabric texture and appearance and is understood to repeat uniformly throughout the indicated area.
The lighter weight dashed lines featured on the article represent a stitching line.

1 Claim, 3 Drawing Sheets



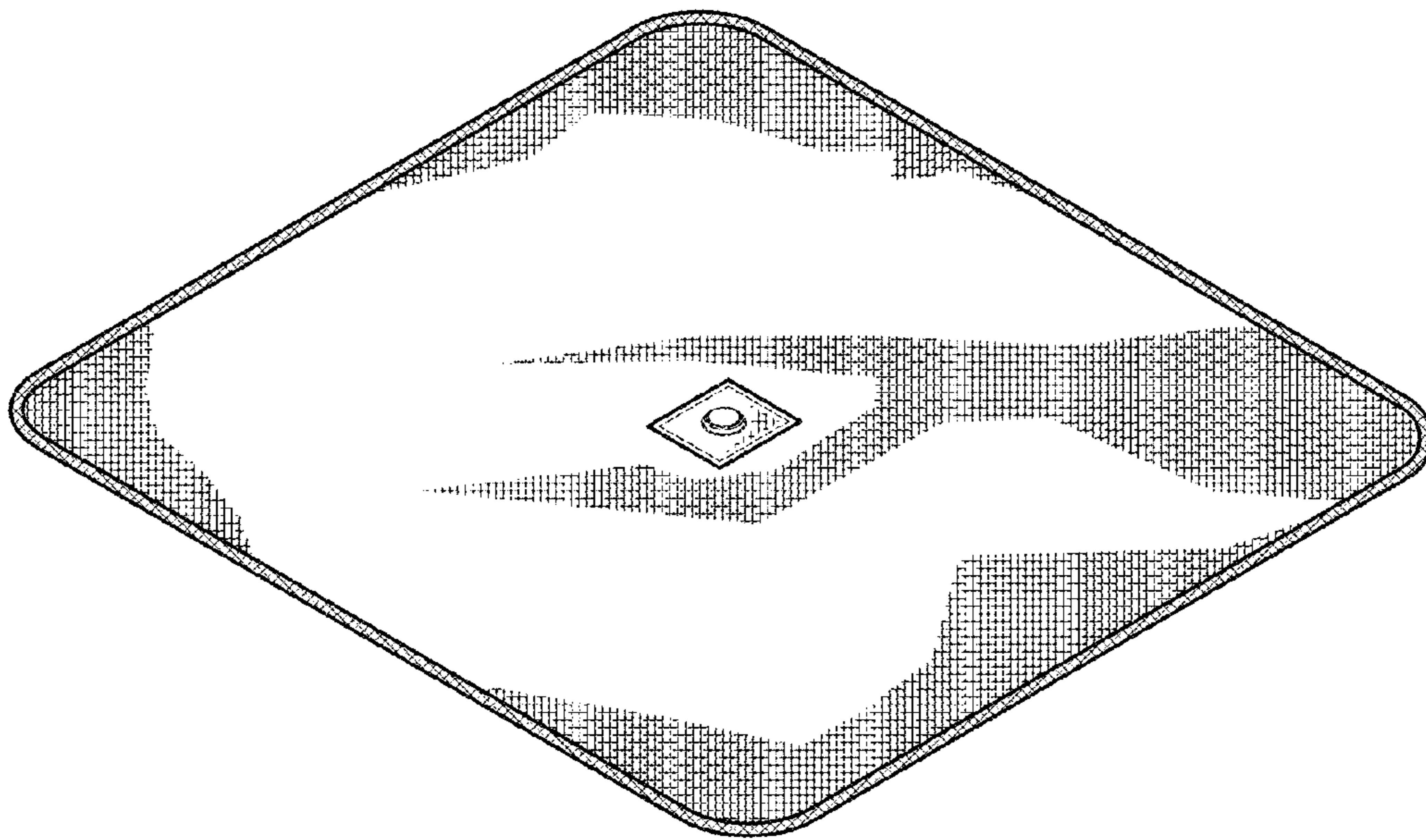


FIG. 1



FIG. 2



FIG. 3



FIG. 4



FIG. 5




FIG. 6




FIG. 7